

# Southern Conference



## 2009 BASEBALL



**Score one for the  
Southern Conference.**



**Stay at any Choice hotel to support the Southern Conference.**



You can support the Southern Conference every time you book with Choice Sports Travel. Just use the special discount code and we'll give a portion of the proceeds to the Southern Conference. Plus, you'll receive 15% off room rates\*. With more than 5,700 hotels worldwide to choose from, it's easy to root for the home team, no matter where they play.

**Call our dedicated Choice Sports Desk at 877.240.AWAY (2929)**

**Or visit [choicesportstravel.com](http://choicesportstravel.com)**

**Ask for Discount Code: 00222770**



**We'll see you there.**

CHOICE HOTELS INTERNATIONAL®

\*Advance reservations must be made by booking online at [choicesportstravel.com](http://choicesportstravel.com) or by calling the Choice Sports Desk at 877.240.AWAY (2929) or fax 877.249.AWAY (2929) and must mention Discount Code 00222770. Discount is subject to availability at participating hotels and cannot be combined with any other discount or promotion.  
© 2008 Choice Hotels International, Inc. All rights reserved. 08-793/11/08



# 2009 SoCon BASEBALL

## 2009 Southern Conference Baseball Media Guide

### On the Inside

#### 2008 Year-In-Review

Individual Stats .....	43-44
Team Stats .....	40-42
Year-in-Review .....	38-39

#### 2009 Composite Schedule.....2-4

#### 2009 Southern Conference Tournament .....5

#### All-Time Honors and Awards

All-Conference Teams .....	56-58
National Awards.....	60-61
Players of the Week.....	54-55
SoCon in the Postseason.....	52-53
Yearly Baseball Awards .....	60

#### All-Time Records

Individual Batting Records .....	62-65
Individual Pitching Records .....	66-69
Team Records .....	69-72

#### Appalachian State ..... 16-17

#### College of Charleston..... 18-19

#### Citadel, The .....20-21

#### Davidson .....22-23

#### Elon .....24-25

#### Furman .....26-27

#### Georgia Southern .....28-29

#### UNC Greensboro.....30-31

#### Samford .....32-33

#### Southern Conference

Commissioner John Iamarino .....	11
History .....	6-10
Staff.....	11-14
Media Services.....	15

#### Southern Conference Tournament History

2008 Results.....	38, 51
2009 Information .....	4-5
SoCon Tournament Results .....	50-51
SoCon All-Tournament Teams.....	59
SoCon Tournament Records .....	74-75

#### Western Carolina .....34-35

#### Wofford .....36-37

#### Yearly Standings.....46-48

### The Southern Conference

702 N. Pine Street  
Spartanburg, S.C. 29303

Phone:.....(864) 591-5100  
Fax: .....(864) 591-3448  
Website: ..... www.SoConSports.com

### Conference Staff

**John Iamarino** .....Commissioner  
**Geoff Cabe**.....Senior Associate Commissioner  
**Sue Arakas**.....Associate Commissioner  
**Doug King** .....Associate Commissioner  
**Jason Yaman**..... Director of Media Relations  
**Mandi Copeland** ..... Director of Multimedia Services  
**Mike Mitchell**..... Senior Account Executive/IMG College  
**Brandon Neff**.....Director of Championships  
**Jonathan Caskey**..... Associate Director of Media Relations  
**Laura Hayes**..... Assistant to the Commissioner  
**Russell Dorn** .....Media Relations Assistant  
**Ben Austin** .....Championships/Operations Assistant  
**Tony Thompson** .....Coordinator of Officials

### Southern Conference Officers

President: Dr. William Moore, College of Charleston  
Vice-President: Dr. William Pierce, Furman University

### Executive Committee

Dr. Alan Hauser, Appalachian State University  
Dr. William Moore, College of Charleston  
Lt. Col. William Sharbrough, III, The Citadel  
Ms. Kelly Simpson, The Citadel  
Dr. Fred Smith, Davidson College  
Dr. Eric Hall, Elon University  
Dr. Gary Clark, Furman University  
Ms. Elaine Baker, Furman University  
Dr. William Pierce, Furman University  
Dr. Chris Geyerman, Georgia Southern University  
Dr. Terry Ackerman, University of North Carolina Greensboro  
Dr. Chris Metress, Samford University  
Dr. Michael Jones, University of Tennessee at Chattanooga  
Dr. Gibbs Knotts, III, Western Carolina University  
Dr. Jameica Hill, Wofford College  
Mr. Richard Johnson, Wofford College

### On the Cover:

Clockwise from top left: Matt Hemmingway (Furman), J.C. Lyons (Western Carolina), Brandon Sizemore (College of Charleston), Matt Webb (Davidson), Michael Gilmartin (Wofford), Sonny Meade (The Citadel), Cory Harrilchak (Elon), Michael Johnson (Samford), Greg Martin (UNC Greensboro), Isaac Harrow (Appalachian State) and Griffin Benedict (Georgia Southern).

### Credits

**Editor:** Jonathan Caskey

**Design:** Jonathan Caskey

**Editorial Assistance:** Jason Yaman, Mandi Copeland, Russell Dorn, Ben Austin, Kelley Caskey and the SoCon baseball SIDs.

**Photos:** Special thanks to the 12 SoCon member institutions and Todd Drexler (SoConPhotos.com).

**Printing:** MultiAd, 1720 Detweiler Drive, Peoria, Illinois 61615



# COMPOSITE SCHEDULE

INTRODUCTION	February 20 (Friday)		February 28 (Saturday)		March 8 (Sunday)	
	Ball State at Furman	4 p.m.	Xavier at Wofford	7 p.m.	*Elon at The Citadel	1 p.m.
SOUTHERN CONFERENCE	Bowling Green at Western Carolina	4 p.m.	Western Carolina at Southern California	9:30 p.m.	*Furman at Davidson	1 p.m.
	Elon at Auburn	4 p.m.	<b>February 28 (Saturday)</b>		*UNC Greensboro at College of Charleston	1 p.m.
TEAM PROFILES	Kent State at UNC Greensboro	4 p.m.	College of Charleston vs. St. John's	11 a.m.	*Appalachian State at Western Carolina	2 p.m.
	SIU-Edwardsville at Wofford	4 p.m.	(Keith LeClair Classic; Greenville, N.C.)		*Wofford at Samford	2 p.m.
2008 IN REVIEW	Indiana State at The Citadel	5 p.m.	Tennessee Tech at The Citadel	11 a.m.	East Carolina at Georgia Southern	3 p.m.
	Jacksonville State at Appalachian State	5 p.m.	(The Citadel Memorial Challenge)		(Eagle Invitational)	
HISTORY	Miami (OH) at College of Charleston	5 p.m.	Ohio at Furman (DH)	1 p.m.	<b>March 9 (Monday)</b>	
	Kennesaw State at Samford	6 p.m.	Princeton at UNC Greensboro	1 p.m.	Furman at Charlotte	1 p.m.
AWARDS	Ohio at Davidson	7 p.m.	*Elon at Appalachian State	2 p.m.	LaSalle at Elon	4 p.m.
	Presbyterian at Georgia Southern	7 p.m.	Xavier at Wofford (DH)	2 p.m.	Quinnipiac at The Citadel	6 p.m.
RECORDS	<b>February 21 (Saturday)</b>		Coppin State at Georgia Southern	2:30 p.m.	<b>March 10 (Tuesday)</b>	
	Indiana State at The Citadel (DH)	12 p.m.	Marshall at The Citadel	2:30 p.m.	Appalachian State at North Carolina	3 p.m.
	Ball State at Furman (DH)	1 p.m.	(The Citadel Memorial Challenge)		East Tennessee State at Western Carolina	4 p.m.
	Kent State at UNC Greensboro	1 p.m.	Pennsylvania at Davidson	3:30 p.m.	LaSalle at Elon	4 p.m.
	Miami (OH) at College of Charleston	1 p.m.	Samford vs. Bethune-Cookman	8 p.m.	Quinnipiac at College of Charleston	5 p.m.
	Virginia Tech at Wofford (DH)	1 p.m.	(FGCU Classic; Fort Myers, Fla.)		Georgia Southern at Jacksonville	6 p.m.
	Bowling Green at Western Carolina	2 p.m.	Western Carolina at Southern California	9 p.m.	Yale at Davidson	6 p.m.
	Jacksonville State at Appalachian State	2 p.m.	<b>March 1 (Sunday)</b>		Jacksonville State at Samford	7 p.m.
	(Forest City, N.C.)		Samford vs. Boston College	12 p.m.	<b>March 11 (Wednesday)</b>	
	Kennesaw State at Samford	2 p.m.	(FGCU Classic; Fort Myers, Fla.)		College of Charleston at Charleston Southern	2 p.m.
	Presbyterian at Georgia Southern	2:30 p.m.	*Elon at Appalachian State	1 p.m.	Old Dominion at UNC Greensboro	2 p.m.
	Lafayette at Davidson (DH)	3:30 p.m.	Ohio at Furman	1 p.m.	Appalachian State at North Carolina	3 p.m.
	Elon at Auburn	4 p.m.	Pennsylvania at Davidson	1 p.m.	Furman at Gardner-Webb	3 p.m.
	<b>February 22 (Sunday)</b>		Princeton at UNC Greensboro	1 p.m.	Yale at Davidson	4 p.m.
	Indiana State at The Citadel	12 p.m.	Xavier at Wofford	1 p.m.	Bethune-Cookman at Georgia Southern	6 p.m.
	Miami (OH) at College of Charleston	12 p.m.	Coppin State at Georgia Southern	1:30 p.m.	Elon at Wake Forest	6 p.m.
	Ball State at Furman	1 p.m.	College of Charleston at East Carolina	2 p.m.	Mercer at The Citadel	6 p.m.
	Bowling Green at Western Carolina	1 p.m.	(Keith LeClair Classic; Greenville, N.C.)		Wofford at South Carolina	7 p.m.
	Jacksonville State at Appalachian State	1 p.m.	Tennessee Tech at The Citadel	2:30 p.m.	Samford at Alabama	7:35 p.m.
	(Forest City, N.C.)		(The Citadel Memorial Challenge)		<b>March 13 (Friday)</b>	
	Kent State at UNC Greensboro	1 p.m.	Georgetown at Davidson	4 p.m.	*The Citadel at Appalachian State	3 p.m.
	UNC Asheville at Wofford	1 p.m.	Western Carolina at Southern California	4 p.m.	*Davidson at Elon	6 p.m.
	Presbyterian at Georgia Southern	1:30 p.m.	<b>March 3 (Tuesday)</b>		*Western Carolina at College of Charleston	6 p.m.
	Elon at Auburn	2 p.m.	Appalachian State at North Carolina A&T	3 p.m.	Fordham at Wofford	7 p.m.
	Kennesaw State at Samford	2 p.m.	Elon at High Point	4 p.m.	*Georgia Southern at UNC Greensboro	7 p.m.
	Army at Davidson	4 p.m.	Winthrop at Georgia Southern	4 p.m.	*Samford at Furman	7 p.m.
	<b>February 24 (Tuesday)</b>		Western Carolina at San Diego	5 p.m.	<b>March 14 (Saturday)</b>	
	College of Charleston at UNC Wilmington	4 p.m.	Xavier at College of Charleston	5 p.m.	*Davidson at Elon	1 p.m.
	North Carolina Central at Davidson	4 p.m.	Davidson at Auburn	7 p.m.	*Western Carolina at College of Charleston	1 p.m.
	UNC Asheville at Furman	5 p.m.	Western Carolina at Southern California	4 p.m.	*The Citadel at Appalachian State	2 p.m.
	Appalachian State at Wake Forest	6 p.m.	<b>March 4 (Wednesday)</b>		Fordham at Wofford (DH)	2 p.m.
	Georgia Tech at Georgia Southern	6 p.m.	UNC Greensboro at Duke	3 p.m.	*Georgia Southern at UNC Greensboro	2 p.m.
	<b>February 25 (Wednesday)</b>		The Citadel at Coastal Carolina	4 p.m.	*Samford at Furman	5 p.m.
	Appalachian State at Gardner-Webb	2 p.m.	Wake Forest at Elon	4 p.m.	<b>March 15 (Sunday)</b>	
	Georgia Tech at Georgia Southern	4 p.m.	Charlotte at Furman	6 p.m.	*The Citadel at Appalachian State	1 p.m.
	North Carolina State at Elon	4 p.m.	Wofford at Georgia	6 p.m.	*Davidson at Elon	1 p.m.
	UNC Greensboro at Campbell	4 p.m.	Davidson at Auburn	7 p.m.	Fordham at Wofford	1 p.m.
	Wofford at Clemson	4 p.m.	Samford at Troy	7 p.m.	*Georgia Southern at UNC Greensboro	1 p.m.
	<b>February 26 (Thursday)</b>		<b>March 6 (Friday)</b>		*Samford at Furman	1 p.m.
	Samford at Florida Gulf Coast	4 p.m.	*Appalachian State at Western Carolina	4 p.m.	*Western Carolina at College of Charleston	1 p.m.
	(FGCU Classic; Fort Myers, Fla.)		*Elon at The Citadel	6 p.m.	<b>March 16 (Monday)</b>	
	USC Upstate at Wofford	7 p.m.	*UNC Greensboro at College of Charleston	6 p.m.	Georgia Southern at North Carolina A&T	1 p.m.
	<b>February 27 (Friday)</b>		*Furman at Davidson	7 p.m.	<b>March 17 (Tuesday)</b>	
	Samford vs. South Florida	12 p.m.	Indiana at Georgia Southern	7 p.m.	Wake Forest at Appalachian State	3 p.m.
	(FGCU Classic; Fort Myers, Fla.)		(Eagle Invitational)		High Point at Western Carolina	5 p.m.
	College of Charleston vs. Oklahoma State	1 p.m.	*Wofford at Samford	8 p.m.	Samford at Belmont	5 p.m.
	(Keith LeClair Classic; Greenville, N.C.)		<b>March 7 (Saturday)</b>		Lafayette at UNC Greensboro	6 p.m.
	Radford at The Citadel	2:30 p.m.	*UNC Greensboro at College of Charleston	1 p.m.	Mercer at College of Charleston	6 p.m.
	(The Citadel Memorial Challenge)		*Appalachian State at Western Carolina	2 p.m.	Davidson at South Carolina	7 p.m.
	*Elon at Appalachian State	3 p.m.	*Elon at The Citadel	2 p.m.		
	Princeton at UNC Greensboro	4 p.m.	*Furman at Davidson	2 p.m.		
	Ohio at Furman	5 p.m.	LeMoyné at Georgia Southern	2 p.m.		
	Cincinnati at Davidson	6 p.m.	(Eagle Invitational)			
	Coppin State at Georgia Southern	7 p.m.	*Wofford at Samford	3 p.m.		



# COMPOSITE SCHEDULE

## March 18 (Wednesday)

Samford at Lipscomb	4 p.m.
College of Charleston at Coastal Carolina	6 p.m.
Georgia Southern at Winthrop	6 p.m.
Lafayette at UNC Greensboro	6 p.m.
UNC Asheville at Western Carolina	6 p.m.
Elon at North Carolina State	6:30 p.m.
Appalachian State at East Tennessee State	7 p.m.
North Carolina A&T at Wofford	7 p.m.
South Carolina at Furman (Fluor Field)	7 p.m.

## March 20 (Friday)

*Georgia Southern at Appalachian State	3 p.m.
*The Citadel at Western Carolina	6 p.m.
*Furman at Elon	6 p.m.
Albany at UNC Greensboro	7 p.m.
*College of Charleston at Samford	7 p.m.
*Davidson at Wofford	7 p.m.

## March 21 (Saturday)

Albany at UNC Greensboro	2 p.m.
*College of Charleston at Samford	2 p.m.
*Georgia Southern at Appalachian State	2 p.m.
*Davidson at Wofford	3 p.m.
*Furman at Elon	4 p.m.
*The Citadel at Western Carolina	6 p.m.

## March 22 (Sunday)

Albany at UNC Greensboro	1 p.m.
*Davidson at Wofford	1 p.m.
*Furman at Elon	1 p.m.
*Georgia Southern at Appalachian State	1 p.m.
*College of Charleston at Samford	2 p.m.
*The Citadel at Western Carolina	2 p.m.

## March 24 (Tuesday)

Furman at Charleston Southern	2 p.m.
North Carolina A&T at Appalachian State	3 p.m.
Kennesaw State at Georgia Southern	6 p.m.
Wake Forest at Davidson	6 p.m.
Elon at Clemson	6:30 p.m.
UNC Greensboro at North Carolina State	6:30 p.m.
Auburn at Samford	7 p.m.
South Carolina at College of Charleston	7 p.m.
Western Carolina at Tennessee	7 p.m.

## March 25 (Wednesday)

The Citadel at Charleston Southern	2 p.m.
Appalachian State at Radford	3 p.m.
Davidson at Gardner-Webb	6 p.m.
Georgia Southern at South Carolina	6 p.m.
High Point at UNC Greensboro	6 p.m.
Kennesaw State at Western Carolina	6 p.m.
Wofford at USC Upstate	6 p.m.
Elon at Clemson	6:30 p.m.
Belmont at Samford	7 p.m.
Presbyterian at Furman	7 p.m.

## March 26 (Thursday)

Air Force at The Citadel	6 p.m.
--------------------------	--------

## March 27 (Friday)

Air Force at The Citadel	6 p.m.
*Furman at College of Charleston	6 p.m.
*Appalachian State at Davidson	7 p.m.
*Elon at Georgia Southern	7 p.m.
*Samford at UNC Greensboro	7 p.m.
*Western Carolina at Wofford	7 p.m.

## March 28 (Saturday)

*Furman at College of Charleston	1 p.m.
Air Force at The Citadel	2 p.m.
*Samford at UNC Greensboro	2 p.m.
*Elon at Georgia Southern	2:30 p.m.
*Western Carolina at Wofford	3 p.m.
*Appalachian State at Davidson	5 p.m.

## March 29 (Sunday)

Air Force at The Citadel	1 p.m.
*Appalachian State at Davidson	1 p.m.
*Furman at College of Charleston	1 p.m.
*Samford at UNC Greensboro	1 p.m.
*Western Carolina at Wofford	1 p.m.
*Elon at Georgia Southern	1:30 p.m.

## March 31 (Tuesday)

College of Charleston at Charleston Southern	2 p.m.
Appalachian State at UNC Asheville	3 p.m.
Elon at East Carolina	6 p.m.
North Carolina A&T at UNC Greensboro	6 p.m.
North Florida at Georgia Southern	6 p.m.
South Carolina at The Citadel	7 p.m.
Samford at UAB	7:30 p.m.

## April 1 (Wednesday)

Wofford at North Carolina A&T	3 p.m.
High Point at Appalachian State	5 p.m.
Davidson at North Carolina	6 p.m.
UNC Greensboro at Wake Forest	6 p.m.
Winthrop at The Citadel	6 p.m.
Elon at Duke	7 p.m.
Furman at South Carolina	7 p.m.
UAB at Samford	7 p.m.
Western Carolina at UNC Asheville	7 p.m.

## April 2 (Thursday)

BYU at Western Carolina	6 p.m.
-------------------------	--------

## April 3 (Friday)

BYU at Western Carolina	6 p.m.
*Appalachian State at Furman	7 p.m.
*College of Charleston at Georgia Southern	7 p.m.
*Davidson at Samford	7 p.m.
*UNC Greensboro at Elon	7 p.m.
*Wofford at The Citadel	7 p.m.

## April 4 (Saturday)

*Davidson at Samford	2 p.m.
*Wofford at The Citadel	2 p.m.
*Appalachian State at Furman	5 p.m.
BYU at Western Carolina	6 p.m.
*College of Charleston at Georgia Southern	6 p.m.
*UNC Greensboro at Elon	7 p.m.

## April 5 (Sunday)

*Appalachian State at Furman	1 p.m.
*Wofford at The Citadel	1 p.m.
*College of Charleston at Georgia Southern	1:30 p.m.
*UNC Greensboro at Elon	1:30 p.m.
*Davidson at Samford	2 p.m.

## April 6 (Monday)

Elon at Old Dominion	5 p.m.
----------------------	--------

## April 7 (Tuesday)

The Citadel at College of Charleston	6 p.m.
Georgia Southern at Georgia Tech	6 p.m.
Western Carolina at Kennesaw State	6 p.m.
Furman at Clemson	6:30 p.m.
Appalachian State at Tennessee	7 p.m.
Samford at Jacksonville State	7:30 p.m.

## April 8 (Wednesday)

Georgia Southern at Georgia Tech	4 p.m.
Eastern Kentucky at Western Carolina	5 p.m.
College of Charleston at Mercer	6 p.m.
Charleston Southern at The Citadel	6 p.m.
Duke at UNC Greensboro	6 p.m.
Gardner-Webb at Davidson	6 p.m.
Furman at UNC Asheville	7 p.m.
Troy at Samford	7 p.m.

## April 9 (Thursday)

*UNC Greensboro at Wofford	7 p.m.
----------------------------	--------

## April 10 (Friday)

Longwood at Furman	4 p.m.
*Georgia Southern at Western Carolina	6 p.m.
*College of Charleston at Elon	7 p.m.
*The Citadel at Davidson	7 p.m.
*UNC Greensboro at Wofford	7 p.m.
*Samford at Appalachian State	7 p.m.

## April 11 (Saturday)

Longwood at Furman (DH)	12 p.m.
*UNC Greensboro at Wofford	3 p.m.
*Samford at Appalachian State	3 p.m.
*Georgia Southern at Western Carolina	6 p.m.
*College of Charleston at Elon	7 p.m.
*The Citadel at Davidson	7 p.m.

## April 12 (Sunday)

*The Citadel at Davidson	1 p.m.
*Samford at Appalachian State	1 p.m.
*College of Charleston at Elon	1:30 p.m.
*Georgia Southern at Western Carolina	2 p.m.

## April 14 (Tuesday)

Savannah State at The Citadel	4 p.m.
Wofford at North Carolina State	6:30 p.m.
College of Charleston at South Carolina	7 p.m.
Clemson at Western Carolina	7 p.m.
Duke at Davidson	7 p.m.
East Tennessee State at Appalachian State	7 p.m.
Elon at UNC Wilmington	7 p.m.
Georgia Southern at North Florida	7 p.m.
Georgia State at Samford	7 p.m.

## April 15 (Wednesday)

Furman at Presbyterian	3 p.m.
Old Dominion at Elon	5 p.m.
Gardner-Webb at Appalachian State	6 p.m.
Jacksonville at Georgia Southern	6 p.m.
UNC Wilmington at College of Charleston	6 p.m.
Wake Forest at UNC Greensboro	6 p.m.
Western Carolina at Clemson	6:30 p.m.
Alabama at Samford	7 p.m.
The Citadel at South Carolina	7 p.m.
Wofford at Duke	7 p.m.

## April 17 (Friday)

*Appalachian State at College of Charleston	6 p.m.
*Furman at Wofford	6 p.m.
*Samford at Western Carolina	6 p.m.
*The Citadel at UNC Greensboro	7 p.m.
*Davidson at Georgia Southern	7 p.m.
North Carolina Central at Elon	7 p.m.

## April 18 (Saturday)

*Appalachian State at College of Charleston	1 p.m.
*The Citadel at UNC Greensboro	2 p.m.
*Davidson at Georgia Southern	2:30 p.m.
*Furman at Wofford	3 p.m.
*Samford at Western Carolina	6 p.m.
North Carolina Central at Elon	7 p.m.

INTRODUCTION

SOUTHERN CONFERENCE

TEAM PROFILES

2008 IN REVIEW

HISTORY

AWARDS

RECORDS





A banner image featuring a baseball bat, a baseball, and a catcher's mitt on a wooden surface, with a grassy field in the background. The text "COMPOSITE SCHEDULE" is overlaid in a large, white, outlined font.

# COMPOSITE SCHEDULE

After 19 successful seasons in Charleston, S.C., the Southern Conference Baseball Championship moves to Greenville, S.C., in 2009. The tournament will be held at Fluor Field at the West End in downtown Greenville and will be hosted by the Greenville Drive, the Class A affiliate of the Boston Red Sox.

The top eight teams in the SoCon regular season standings will qualify for the event, which features a modified double-elimination bracket designed to produce a one-game, single-elimination championship final. The tournament championship game will be televised live throughout the Southeast on SportSouth at 2 p.m. on Sunday, May 24.

In 2008, Elon became the seventh different team in the past seven seasons to win the SoCon Tournament, defeating College of Charleston in the championship game and earning its first title.

Following a one-year stop in Greenville, the tournament will return to Charleston's Joe Riley Park for the 2010 event. The tournament's winner secures the league's automatic bid to the NCAA Division I Baseball Championship.



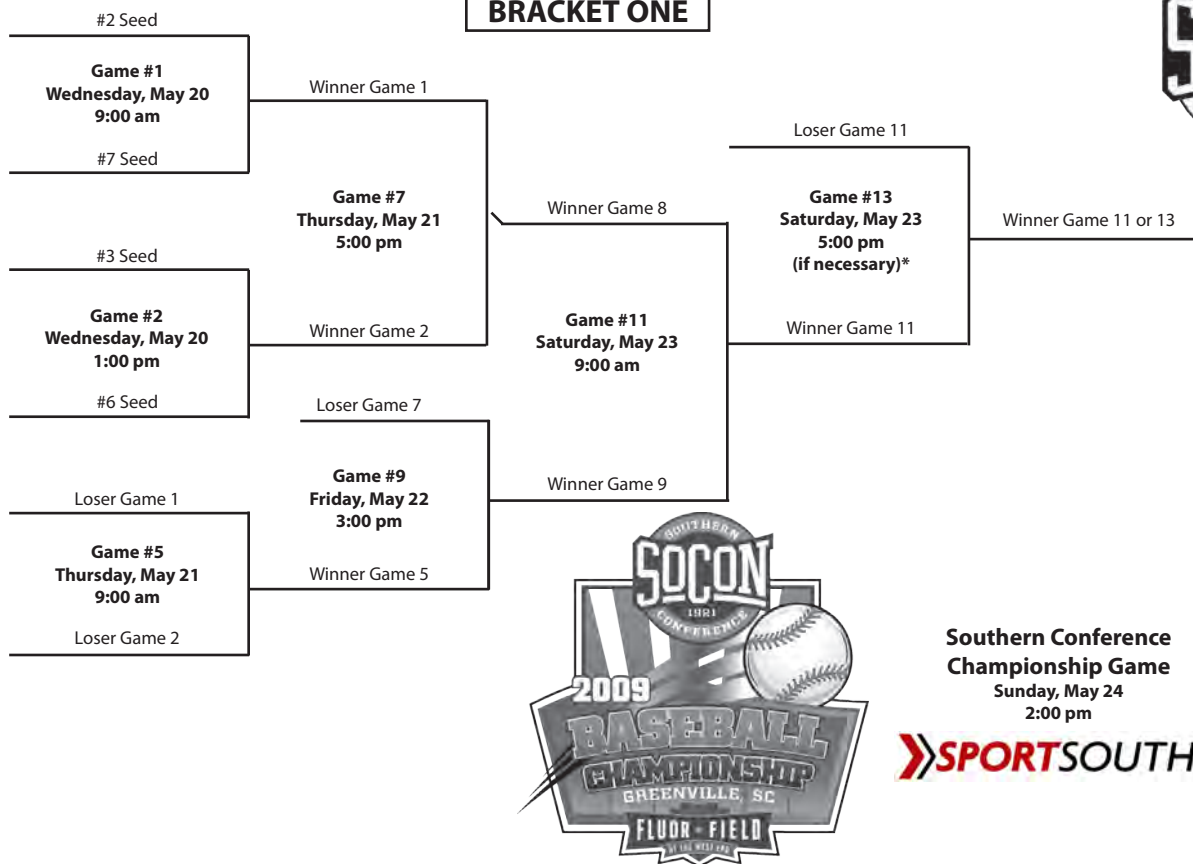
# SoCon Baseball Championship

## 2009 Southern Conference Baseball Championship

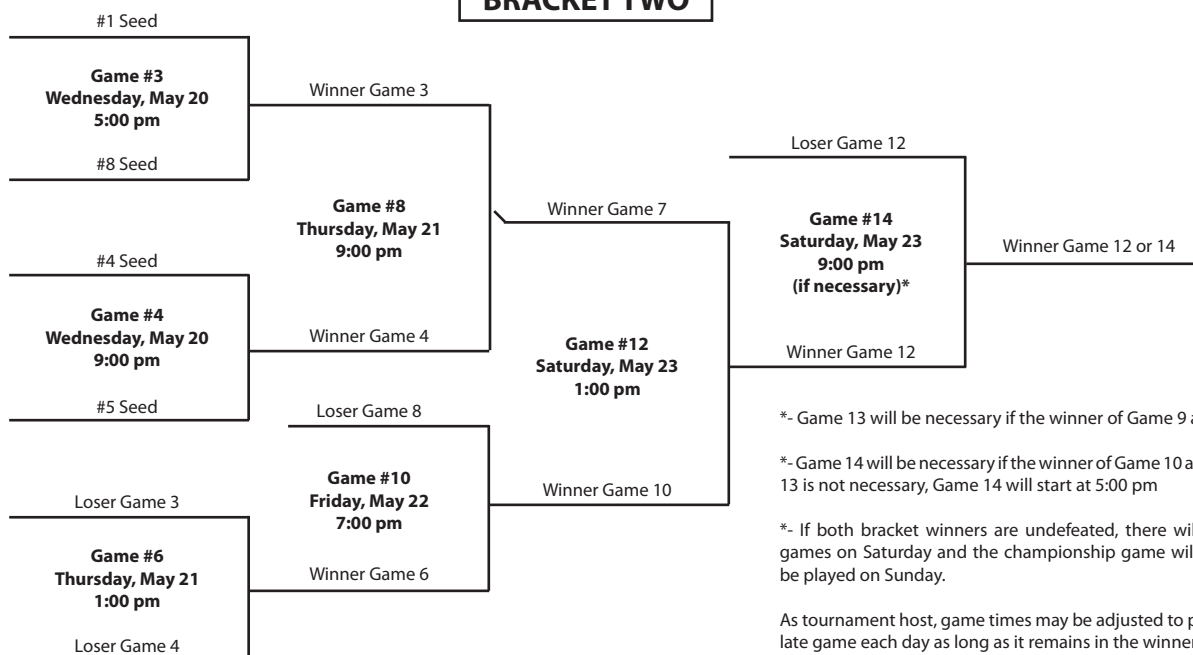
May 20-24, 2009 • Fluor Field at the West End • Greenville, S.C.



### BRACKET ONE



### BRACKET TWO



\*- Game 13 will be necessary if the winner of Game 9 also wins Game 11.

\*- Game 14 will be necessary if the winner of Game 10 also wins Game 12. If game 13 is not necessary, Game 14 will start at 5:00 pm

\*- If both bracket winners are undefeated, there will be no 5:00 or 9:00 pm games on Saturday and the championship game will be Game 13, which will be played on Sunday.

As tournament host, game times may be adjusted to permit Furman to play the late game each day as long as it remains in the winner's bracket.

Game times subject to change.

Tournament winner earns the Southern Conference's automatic bid to the NCAA Regionals.

INTRODUCTION

SOUTHERN CONFERENCE

TEAM PROFILES

2008 REVIEW

HISTORY

AWARDS

RECORDS



# SOUTHERN CONFERENCE HISTORY

INTRODUCTION

## The Southern Conference

The Southern Conference, which began its 88th season of intercollegiate competition in 2008, is a national leader in emphasizing the development of the student-athlete and in helping to build lifelong leaders and role models.

SOUTHERN CONFERENCE

The Southern Conference has been on the forefront of innovation and originality in developing creative solutions to address issues facing intercollegiate athletics. From establishing the first conference basketball tournament (1921), tackling the issue of freshmen eligibility (1922), developing women's championships (1984) and becoming the first conference to install the three-point goal in basketball (1980), the Southern Conference has been a pioneer.

TEAM PROFILES

The Southern Conference is the nation's fifth-oldest NCAA Division I collegiate athletic association. Only the Big Ten (1896), the Missouri Valley (1907), the Pacific 10 (1915) and the Southwestern Athletic (1920) conferences are older in terms of origination.

2008 IN REVIEW

Academic excellence has been a major part of the Southern Conference's tradition. Hundreds of Southern Conference student-athletes have been recognized on *ESPN The Magazine*/CoSIDA Academic All-America and all-district teams. A total of 19 Rhodes Scholarship winners have been selected from conference institutions.

HISTORY

The Conference currently consists of 12 members in five states throughout the Southeast and sponsors 19 varsity sports and championships that produce participants for NCAA Division I Championships.

AWARDS

The Southern Conference offices are located in the historic Beaumont Mill in Spartanburg, S.C. A textile mill that was in operation from 1880 until 1999, Beaumont Mill was renovated in 2004 and today offers the league first class meeting areas and offices as well as a spacious library for storage of the conference's historical documents.

RECORDS

## Membership History

On Feb. 25, 1921, representatives from 14 of the Southern Intercollegiate Athletic Association's (SIAA) 30 members met at Atlanta's Piedmont Hotel to establish the Southern Intercollegiate Conference. On



*The Atlanta Memorial Auditorium was the site for the first Southern Conference Basketball Championship in 1922. The SoCon basketball tournament is the longest of its kind in college basketball history.*

hand at the inaugural meeting were officials from Alabama, Alabama Polytechnic Institute (Auburn), Clemson, Georgia, Georgia School of Technology (Georgia Tech), Kentucky, Maryland, Mississippi A&M (Mississippi State), North Carolina, North Carolina State, Tennessee, Virginia, Virginia Polytechnic Institute (Virginia Tech) and Washington & Lee.

Dr. S.V. Sanford of Georgia was chosen as acting chairman and N.W. Dougherty of Tennessee was named secretary. The decision to form a new athletic conference was motivated by the desire to have a workable number of conference games for each league member. With 30 schools in the SIAA by the early 1920s, it was impossible to play every school at least once during the regular season and many schools went several years between playing some conference members. In addition, in 1920, the SIAA voted down proposed rules that an athlete must be in a college a year before playing on its teams and refused to abolish a rule permitting athletes to play summer baseball for money.

Play began in the fall of 1921 and a year later, six more schools joined the fledgling league including Tulane (which had attended the inaugural meeting but had elected not to join), Florida, Louisiana (LSU), Mississippi, South Carolina and Vanderbilt. VMI joined in 1925 and Duke was added in 1929.

By the 1930s, membership in the Southern Conference had reached 23 schools. C.P. "Sally" Miles of Virginia Tech, president of the Southern

Conference, called the annual league meeting to order on Dec. 9, 1932 at the Farragut Hotel in Knoxville, Tenn. Georgia's Dr. Sanford announced that 13 institutions west and south of the Appalachian Mountains were reorganizing as the Southeastern Conference. Members of the new league included Alabama, Alabama Polytechnic Institute, Florida, Georgia, Georgia School of Technology, Kentucky, Louisiana, Mississippi, Mississippi A&M, University of the South, Tennessee, Tulane and Vanderbilt.

According to the minutes of the meeting, Dr. Sanford stated that the division was made along geographical lines. Florida's Dr. J.J. Tigert, acting as spokesman for the withdrawing group, regretted the move but believed it was necessary as the Southern Conference had grown too large. The resignations were accepted and the withdrawing schools formed the new league which began play in 1932.

The Southern Conference continued with membership of 10 institutions including Clemson, Duke, Maryland, North Carolina, North Carolina State, South Carolina, Virginia, VMI, Virginia Tech and Washington & Lee.

The second major shift occurred some 20 years later. By 1952, the Southern Conference included 17 colleges and universities. Another split occurred when seven schools including Clemson, Duke, Maryland, North Carolina, North Carolina State, South Carolina and Wake Forest departed to form the Atlantic Coast Conference which began play in 1953. The revamped Southern Conference included



# SOUTHERN CONFERENCE HISTORY

members The Citadel, Davidson, Furman, George Washington, Richmond, VMI, Virginia Tech, Washington & Lee, West Virginia and William & Mary.

Today, the league continues to thrive with a membership that includes 12 institutions and a footprint that spans five states: Tennessee, North Carolina, South Carolina, Alabama and Georgia. Current league members are Appalachian State, College of Charleston, The Citadel, Davidson, Elon, Furman, Georgia Southern, UNC Greensboro, Samford, Chattanooga, Western Carolina and Wofford.

## Leadership

John Iamarino was officially named commissioner of the conference on January 2, 2006. Iamarino has promoted the Southern Conference through an ambitious agenda which has improved competition, upgraded compliance-related matters and increased the marketing and brand awareness of the conference and its member institutions.

The Southern Conference named its first commissioner in December 1950. Duke head football coach Wallace Wade made the transition from Blue Devil football coach to athletics administration as the first person at the helm of the conference.

Lloyd Jordan replaced Wade as the commissioner in 1960 and served a 14-year term until Ken Germann became the league head in 1974. Germann was the commissioner for 13 years and orchestrated the league's expansion to include women's athletics. In 1987, he was succeeded by Dave Hart who spearheaded the transfer of the league office from Charlotte, N.C., to Asheville, N.C.

Wright Waters succeeded Hart upon his retirement in 1991. Under Waters' leadership, the Southern Conference expanded to 12 members, added three women's sports and posted record revenue from the basketball tournament. Waters, who is currently the commissioner of the Sun Belt Conference, was followed by Alfred B. White in 1998. White, a veteran member of the NCAA office, introduced the current conference logo and elevated the conference's commitment to marketing and development of corporate partners.

Danny Morrison headed the conference from



*The 2008 addition of Samford University in Birmingham, Ala. extended the Southern Conference's reach to five states across the Southeast.*

2001-2005 and orchestrated the league's move from Asheville, N.C. to Spartanburg, S.C. Under Morrison's leadership, the conference increased its marketing and promotional efforts.

## Championship History

The first Southern Conference Championship was the league basketball tournament held in Atlanta in 1922. The North Carolina Tar Heels won the tournament to become the first recognized league champion in any sport. The Southern Conference Tournament remains the oldest of its kind in college basketball.

Commissioner Germann spearheaded the Southern Conference's expansion to include women's athletics during the 1983-84 season. That year, league championships were held in volleyball, basketball and tennis. Cross country joined the mix in 1985 and the league began holding indoor and outdoor track championships in 1988. Most recently, the conference instituted golf and softball championships in the spring of 1994 and added soccer in the fall of 1994.

The Germann Cup, named in honor of the former commissioner, annually recognizes the top women's athletics programs in the conference. From its humble beginnings, women's athletics have become an integral part of the Southern Conference and its success.

The Southern Conference declares champions in 10 men's sports - football, soccer, cross country, basketball, indoor track and field, outdoor track and field, wrestling, baseball, tennis and golf - and nine women's sports - soccer, volleyball, cross country, basketball, indoor track and field, outdoor track & field, tennis, golf and softball.

## Football

The Southern Conference has also excelled as the premier Football Championship Subdivision (FCS) conference. Southern Conference member Appalachian State has won the last three FCS titles becoming the first team to do so. The league boasts more than 250 players who have garnered All-America recognition and numerous national player and coach of the year awards. The conference has had at least one team in the Top 10 of the final FCS poll for 23 consecutive years with at least two teams finishing in the Top 20 in every season since 1982.

The conference has placed multiple representatives in the FCS Playoffs in 21-of-25 seasons, with 16 Championship Game appearances and eight national titles. The Southern Conference has had at least one team reach the semifinals in nine of the last 10 years and in 15 of the last 17 seasons.



# SOUTHERN CONFERENCE HISTORY

INTRODUCTION

In 2007, Appalachian State became the first FCS team to defeat a nationally-ranked Football Bowl Subdivision (FBS) team when the Mountaineers defeated No. 5-ranked Michigan, 34-32, on Sept. 1 before a sellout crowd at Michigan Stadium.

SOUTHERN CONFERENCE

Prior to the conference's reclassification in 1981, Southern Conference football teams appeared in a total of 34 bowl games, posting a record of 16-17-2. There are nearly 40 former Southern Conference players in the College Football Hall of Fame. One of the most recognizable of these names is former North Carolina running back Charlie "Choo Choo" Justice who helped guide North Carolina to three bowl appearances. He was a first team All-America selection in 1948 and 1949. In 1949, Justice earned first team all-conference honors for the fourth consecutive season, becoming the first player in league history to achieve that feat.

TEAM PROFILES

Another of the league's football products that made it to the College Football Hall of Fame is Sam Huff of West Virginia. Huff was a three-year starter on both the offensive and defensive lines for the Mountaineers. In 1955, Huff earned first team All-America honors on the field and was a first team Academic All-America for his work in the classroom. He played 12 seasons in the National Football League for the New York Giants and the Washington Redskins. He was a five-time All-Pro defensive lineman and is also a member of the Pro Football Hall of Fame.

2008 IN REVIEW

In recent years, the Southern Conference has continued to produce outstanding student-athletes. In 1999, Georgia Southern's Adrian Peterson captured the Walter Payton Award presented annually to the Football Championship Subdivision's most outstanding offensive player. Furman's Louis Ivory was awarded the honor in 2000 and Georgia Southern's Jayson Foster was presented with the 2007 trophy.

HISTORY

AWARDS

Appalachian State's Dexter Coakley was a three-time all-conference selection and consensus All-America in 1994, '95 and '96 before going on to stardom with the Dallas Cowboys. Coakley won a pair of Buck Buchanan Awards, given to Football Championship Subdivision's top defensive player each year. Terrell Owens went from catching passes at Chattanooga to a stellar NFL career. Western Carolina's David Patten and Appalachian State's Matt Stevens were both members of the New England Patriots Super

RECORDS

## Southern Conference Members

Alabama (1921-1932)

**Appalachian State (1971-present)**

Auburn (1921-1932)

**College of Charleston (1998-present)**

**Chattanooga (1976-present)**

**The Citadel (1936-present)**

Clemson (1921-1953)

**Davidson (1936-1988, 1991-present)**

Duke (1928-1953)

East Carolina (1964-1976)

East Tennessee State (1978-2005)

**Elon (2003-present)**

Florida (1922-1932)

**Furman (1936-present)**

George Washington (1936-1970)

Georgia (1921-1932)

**Georgia Southern (1991-present)**

Georgia Tech (1921-1932)

Kentucky (1921-1932)

Louisiana State (1922-1932)

Marshall (1976-1997)

Maryland (1921-1953)

Mississippi (1922-1932)

Mississippi State (1921-1932)

North Carolina (1921-1953)

**North Carolina at Greensboro (1997-present)**

North Carolina State (1921-1953)

Richmond (1936-1976)

**Samford (2008-present)**

South Carolina (1922-1953)

Tennessee (1921-1932)

Tulane (1922-1932)

University of the South (1922-1932)

Vanderbilt (1922-1932)

Virginia (1921-1937)

VMI (1924-2003)

Virginia Tech (1921-1965)

Wake Forest (1936-1953)

Washington & Lee (1921-1958)

West Virginia (1950-1968)

**Western Carolina (1976-present)**

William & Mary (1936-1977)

**Wofford (1997-present)**

**Bold indicates current SoCon member.**

Bowl Champion team in 2002 and Patten also earned Super Bowl rings with the Patriots in 2004 and '05.

### Basketball

Men's basketball was the first sport in which the conference held a championship. The league tournament is the nation's oldest, with the inaugural championship held at Atlanta's City Auditorium in 1922 and was won by North Carolina.

Not only was the Southern Conference Tournament the first of its kind, the league also helped change the face of college basketball. In 1980, the league began a season-long experiment with a 22-foot three-point field goal with the approval of the NCAA Rules Committee. Ronnie Carr of Western Carolina made the first three-point field goal in college basketball history in a game against Middle Tennessee State on Nov. 29, 1980.

Another college basketball tradition that originated in the Southern Conference is the traditional cutting of the nets by the winning team. According to *USA Today*, the practice of net cutting originated in 1947 with North Carolina State head coach Everett Case. As a first-year head coach, Case led the Wolfpack to

the Southern Conference Tournament title. Case celebrated by claiming the nets as a souvenir of the win to commemorate the event.

Basketball coaching legend Red Auerbach gives credit to former George Washington coach Bill Reinhart, who coached in the conference for nearly 30 years, as one of the originators of the modern fast-break.

West Virginia's 10 tournament championships are still the most in league history. The Mountaineers were led by the incomparable Jerry West from 1958 through '60. West, a two-time All-America selection, spurred West Virginia to the Final Four in 1959. The Mountaineers lost in the championship game that season to California, 71-70, but West earned Final Four Most Valuable Player honors. West was a three-time Southern Conference tournament MVP, a two-time league regular season MVP, and was twice named the conference's Athlete of the Year. He went on to a spectacular career with the Los Angeles Lakers of the National Basketball Association and was inducted into the Naismith Memorial Basketball Hall of Fame in 1979. He was a 14-time NBA All-Star while with the Lakers. It is West's silhouette that comprises the NBA's globally recognized logo.



# SOUTHERN CONFERENCE HISTORY

Frank Selvy set the NCAA record for points in a game while at Furman. On Feb. 13, 1954, the senior scored 100 points in a game against Newberry, a record that still stands. Selvy was the Southern Conference Most Valuable Player in 1953 and 1954 and the league's Athlete of the Year in 1954. He went on to a 10-year career in the NBA.

Rod Hundley was another West Virginia star during the 1950s. "Hot Rod" made a name for himself as one of the most spectacular players to tour the league during his era. Hundley averaged 24.5 points per game in his three seasons as a Mountaineer and was an all-conference and all-tournament performer in each of those three years. He was the Southern Conference Most Valuable Player and Athlete of the Year as a senior in 1957. He was the first player selected in the 1957 NBA draft and enjoyed a six-year career in that league.

East Tennessee State's Keith "Mister" Jennings made his mark on the college basketball world in the early 1990s. Despite standing less than six feet tall, Jennings was a two-time all-conference choice and the league's Player of the Year and Athlete of the Year in 1991. Jennings played with the Golden State Warriors of the NBA.

Besides West Virginia's team in 1959, the Southern Conference has been represented in the Final Four on two other occasions. North Carolina advanced to the NCAA championship game in 1943 before falling 43-40 to Oklahoma State. North Carolina State finished third in the tournament in 1950.

Davidson continued the record of success by advancing to the NCAA Tournament's Elite Eight in 2008 and coach Bob McKillop's Wildcats came within a basket of making the Final Four behind the play of sophomore guard Stephen Curry.

Women's basketball competition began in the Southern Conference in 1983-84 with seven teams. In the sport's history, seven schools have won the league's tournament at least once with Chattanooga winning 12 and Appalachian State owning six titles. UNC Greensboro won the 1998 tournament as head coach Lynne Agee became the first coach to take a team to the NCAA Tournament in all three Divisions - I, II and III. In 2001, Chattanooga head coach Wes Moore became the first coach in NCAA history to take three different teams to the NCAA Tournament

in all three Divisions.

Since 1984, seven different teams have claimed at least a share of the regular season crown. Chattanooga has the most overall titles with 13, six of them shared. Chattanooga owns the most outright championships with seven. Only four players have won the conference Player of the Year award twice: East Tennessee State's DeShawne Blocker in 1992-93 and 1994-95; Furman's Jackie Smith, 1997-98 and 1998-99; Chattanooga's Damita Bullock, who won the award in 2000 and 2001; and Chattanooga's Alex Anderson in 2007 and 2008.

## Other Sports

In baseball, Wake Forest advanced to the championship game of the NCAA College World Series in 1949. Demon Deacon second baseman Charles Teague was named the College World Series Most Valuable Player. The Citadel made history in 1990 by becoming the first military school to make an appearance at the College World Series. The Bulldogs were joined that season at the College World Series by current conference member Georgia Southern.

One of the Southern Conference's more famous baseball alums is Duke's Dick Groat. The Blue Devil shortstop, who was also a basketball standout, was the conference's Athlete of the Year in 1951 and 1952. He went on to a 14-year career in the major leagues. In 1960, he was named the National League MVP after he led the league in batting with a .325 average for the World Champion Pittsburgh Pirates.

Among Southern Conference alums to grace Major League Baseball fields have been Atlee Hammaker (East Tennessee State), Jeff Montgomery (Marshall) and Mike Ramsey (Appalachian State). Other SoCon players to go on to a career in the major leagues include Angels third baseman Dallas McPherson (The Citadel), pitchers Britt Reames (The Citadel) and Ryan Glynn (VMI) who both pitched with Oakland in 2005, Furman's Tom Mastny, a pitcher with the Cleveland Indians (2007) and Georgia Southern's Brian Rogers, who pitched with the Pittsburgh Pirates in 2007.

Arnold Palmer, perhaps the world's most famous golfer, competed under the Southern Conference banner as a collegian at Wake Forest. He took medalist honors at the Southern Conference Tournament in 1948 and 1949

and was the tournament's runner-up in 1950. Palmer was the medalist at the NCAA Golf Championships in 1949 and 1950. He went on to become one of the most accomplished golfers to play on the professional tour. Palmer won 60 tournaments while competing on the PGA Tour and has added 10 more victories as a member of the Senior PGA Tour. He has also won eight major championships - four Masters, two British Opens, one U.S. Open and one U.S. Amateur.

Furman golfer Dottie Pepper was named the Southern Conference Women's Athlete of the Decade in the 1980s and was honored as part of the league's 25th anniversary of women's championships celebration in 2007-08. Appalachian State's Mary Jayne Harrelson won the NCAA Outdoor title at 1,500 meters in 1999 and 2001. Furman's Brandi Jackson won the NCAA Women's Golf East Regional in the spring of 2003.

## Coaches and Administrators

The Southern Conference has also been a breeding ground for some of college athletics' most recognized coaches and administrators.

Legendary basketball coaches Adolph Rupp of Kentucky and Everett Case of North Carolina State both worked the sidelines in the Southern Conference. Rupp guided the Wildcats to a 30-5 mark during the 1931 and 1932 seasons. Yet, for all his coaching accomplishments, Rupp never led Kentucky to a Southern Conference



*The SoCon's eight FCS national titles and 16 finals appearances, including the 1999 and 2000 championships Georgia Southern won under the leadership of former coach Paul Johnson, are the most in Division I history.*

# SOUTHERN CONFERENCE HISTORY

INTRODUCTION

SOUTHERN CONFERENCE

TEAM PROFILES

2008 IN REVIEW

HISTORY

AWARDS

RECORDS

tournament championship. Case mentored the Wolfpack to six consecutive Southern Conference Tournament championships from 1947 through 1952.

Lefty Driesell coached Davidson to three Southern Conference Tournament championships in 1966, 1968 and 1969. Driesell also won the league's Coach of the Year award four straight times from 1963 through 1966. Former Georgia Tech coach Bobby Cremins earned league Coach of the Year honors three times in the late '70s and early '80s while at Appalachian State and is now the head coach at the College of Charleston.

Terry Holland saw his basketball coaching career take off at Davidson when he returned to his alma mater in 1970. Holland was honored as the Southern Conference Coach of the Year for three consecutive seasons from 1970-72 and led the Wildcats to the conference tournament title and an appearance in the NCAA Tournament in 1970. J. Dallas Shirley, a member of the Basketball Hall of Fame, spent 21 years as the assistant to the commissioner and supervisor

of officials in the Southern Conference. He also served as president of the International Association Basketball Officials and the United States Olympic Basketball Committee.

The legendary Paul "Bear" Bryant got his coaching start in the Southern Conference as he guided the Maryland Terrapins in 1945. A legendary Southern Conference football coach is the late Frank Howard of Clemson, who guided the Tigers as a league member from 1940-52. The incomparable Howard won 69 Southern Conference games.

The Southern Conference has been represented on the sidelines at five Super Bowls in recent years. Bobby Ross, who piloted the San Diego Chargers to the 1996 Super Bowl, was the head coach at The Citadel from 1973-77. Former Buffalo Bills head coach Marv Levy directed William & Mary from 1964-68. He was succeeded at William & Mary by Lou Holtz. William & Mary competed in the Southern Conference from 1936-77.



*Appalachian State's Mary Jayne Harrelson was an NCAA Champion in the 1,500 meters in 1999 and 2001.*

## Significant Dates in League History

- Feb. 25-26, 1921: Representatives of Alabama, Auburn, Clemson, Georgia, Georgia Tech, Kentucky, Maryland, Mississippi State, North Carolina, North Carolina State, Tennessee, Virginia, Virginia Tech and Washington & Lee meet in Atlanta, Ga. to form the Southern Intercollegiate Conference.
- Dec. 7-8, 1922: At the league's annual meeting in Washington, D.C., the name of the organization is officially changed to the Southern Conference. S.V. Sanford of Georgia is selected as the conference's first president.
- Dec. 8-10, 1932: At the annual meeting in Knoxville, Tenn., Alabama, Auburn, Florida, Georgia, Georgia Tech, Kentucky, Louisiana State, Mississippi, Mississippi State, University of the South, Tennessee, Tulane and Vanderbilt withdraw to form the Southeastern Conference.
- Dec. 8, 1950: Wallace Wade, who just completed a 16-year term as Duke's head football coach, is named the first commissioner of the Southern Conference. The commissioner's office is opened in Durham, N.C. on Jan. 1, 1951.
- May 8, 1953: Seven members – Clemson, Duke, Maryland, North Carolina, North Carolina State, South Carolina and Wake Forest – withdraw to form the Atlantic Coast Conference.
- Nov. 29, 1980: At the request of the NCAA Basketball Rules Committee, the Southern Conference begins a season-long experiment with a 22-foot, three-point field goal, thus becoming the first conference to employ that rule. Ronnie Carr of Western Carolina makes the first three-point field goal in college basketball history in a game against Middle Tennessee State.
- Dec. 3-4, 1981: The NCAA, at its fourth special convention in St. Louis, Mo., restructures I-A football. As a result, the Southern Conference's eight Division I-A football playing members are reclassified to Division I-AA.
- June 6, 1983: At a special meeting of the Southern Conference in Myrtle Beach, S.C., the league formalizes women's varsity competition in basketball and volleyball beginning with the 1983-84 season. The executive committee also approves pilot women's championships in tennis and golf for 1983-84.
- Dec. 18-19, 1995: The conference announces that the College of Charleston, University of North Carolina at Greensboro and Wofford College have accepted invitations to join the league.
- July 1, 2003: Elon University officially joins the league. VMI departs to join the Big South.
- July 1, 2008: Samford University officially joins the league.



# SOUTHERN CONFERENCE STAFF



## John Iamarino Commissioner

John Iamarino was named the eighth commissioner of the Southern Conference on January 2, 2006. Since then, Iamarino has emphasized a strategic plan that calls for greater emphasis on the student-athlete experience in Southern Conference championships, increased television and video-streaming coverage, an aggressive policy toward marketing and branding and a commitment to rules compliance.

In Iamarino's short tenure, he reorganized the conference operation with the creation of a director of championships and the addition of a director of multimedia services. A new television deal was struck with SportSouth in which 28 games in four sports will be aired throughout the Southern Conference footprint.

He led an initiative in which all member institutions now video stream athletic events to increase visibility of Conference sports. The SoCon has also increased the number of corporate and educational partners to assist with the enhancement of championships, student-athlete awards and gifts and postgraduate scholarships. New corporate partners added in the past two years include Choice Hotels, Sherwin Williams, RBC Bank and Avis. Merchandising has also been a priority under Iamarino and the SoCon will offer its most comprehensive online store ever in 2008-09.

To find a home for the three SoCon institutions that sponsor swimming, Iamarino spearheaded efforts with three other Division I conferences to form the Coastal Collegiate Swimming Association (CCSA), a new single-sport NCAA entity. He currently serves as Vice President of the association.

Iamarino, 53, has spent the past 24 years at the conference level, working at both the Sun Belt Conference and the Northeast Conference. Prior to joining the SoCon, he served as Commissioner of the NEC for nine years. During that time,



the conference launched its first website, increased television coverage from 12 to 30 basketball games, worked to implement 30 grants-in-aid for the previously non-scholarship football programs, and initiated the league's aggressive marketing and merchandising efforts.

At the Sun Belt, he spent 13 years (1984-97) in a variety of publicity, compliance and administrative positions, rising to the level of Associate Commissioner. When the original Sun Belt merged with the then-American South Conference in 1991, Iamarino was the lone staffer from the original organization to move to the new Sun Belt, heading the transition team for the unprecedented merger of two Division I conferences.

He entered the field of intercollegiate athletics as Assistant Sports Information Director at Georgetown in 1979 before moving on to become Sports Information Director at Jacksonville.

He is active nationally with experience as a member of the NCAA Baseball Rules Committee, the FCS Football Governance Committee and several sub-committees of the Collegiate Commissioners' Association. He currently is a member of the Playing Rules Oversight Panel (PROP) for all NCAA sports.

Iamarino is a 1977 graduate of St. Bonaventure, where he earned magna cum laude honors majoring in journalism. A native of Monsey, N.Y., he resides in Spartanburg, S.C., with his wife, Mary Ann, and son P.J. (12).

### *Iamarino At-A-Glance*

#### **HOMETOWN:**

Monsey, N.Y.

#### **EDUCATION:**

B.A., St. Bonaventure, 1977

#### **EXPERIENCE:**

Assistant Sports Information Director, Georgetown, 1979-81  
Sports Information Director, Jacksonville, 1981-84  
Media Relations Director, Sun Belt Conference, 1984-88  
Associate Commissioner, Sun Belt Conference, 1988-91  
Associate Commissioner, Sun Belt Conference, 1991-97  
Commissioner, Northeast Conference, 1997-06  
Commissioner, Southern Conference, 2006-present

## Southern Conference Commissioners



Wallace Wade  
1951-60



Lloyd Jordan  
1960-73



Ken Germann  
1974-86



Dave Hart, Sr.  
1986-91



Wright Waters  
1991-98



Alfred White  
1998-2001



Danny Morrison  
2001-05



# SOUTHERN CONFERENCE STAFF

INTRODUCTION

SOUTHERN CONFERENCE

TEAM PROFILES

2008 IN REVIEW

HISTORY

AWARDS

RECORDS



## Geoff Cabe Senior Associate Commissioner

The senior member of the Southern Conference staff, Geoff Cabe is in his 21st year as a member of the league's staff, having joined the conference in July, 1988 as an intern in the media relations department. He was promoted to media relations director in 1991 and rose to the rank of assistant commissioner in 1991. In 1995, he assumed responsibility for overseeing the league's championship events.

Cabe was named an associate commissioner in 1999 and senior associate commissioner in 2002. In his current role, he is responsible for many of the conference's athletic competition functions, including developing the conference's playing and television schedules. He also serves as the primary liaison with the league's athletics directors and has served as the director of the conference's men's basketball championships for the past 11 years. Cabe has served as the interim commissioner on two occasions in his tenure with the league.

### Cabe At-A-Glance

#### HOMETOWN:

Highlands, N.C.

#### EDUCATION:

B.S., UNC Asheville, 1988

#### EXPERIENCE:

Media Relations Assistant, Southern Conference, 1988-91  
Assistant Media Relations Director, Southern Conference, 1989-91  
Assistant Commissioner/Media Relations, Southern Conference, 1991-95  
Assistant Commissioner/Championships, Southern Conference, 1995-99  
Associate Commissioner/External Affairs, Southern Conference, 1999-02  
Senior Associate Commissioner, Southern Conference, 2002-present



## Doug King Associate Commissioner

A veteran with more than 10 years experience in athletics dealing with compliance issues, Douglas King joined the Southern Conference staff in February, 2003 as Assistant Commissioner for Compliance. He was promoted to Associate Commissioner in 2005.

In his role with the league office, King assists each Southern Conference institution with its campus compliance program administering the conference's NCAA Special Assistance Fund, NCAA

Student-Athlete Opportunity Funds, Coaches Certification Exam and the National Letter of Intent Program. King serves as a liaison between the member institutions and NCAA Membership Services and Enforcement staffs while providing interpretations of NCAA and Conference legislation.

The Swanzey, N.H., native assists in the administration of the league wrestling, men's and women's cross country and men's golf championships and was recently appointed to the NCAA Division I Legislative Council.

### King At-A-Glance

#### HOMETOWN:

Swanzey, N.H.

#### EDUCATION:

B.S., Bentley, 1991

#### EXPERIENCE:

Compliance Assistant, New Mexico, 1997-98  
Compliance Coordinator, Houston, 1998-00  
Assistant Athletics Director, Houston, 2000-02  
Director of Football Operations, Houston, 2002-03  
Assistant Commissioner, Southern Conference, 2003-04  
Associate Commissioner, Southern Conference, 2005-present



## Sue Arakas Associate Commissioner

In her 15th year as a member of the Southern Conference staff, Sue Arakas oversees the conference's budget, financial resources, office operations, and meeting planning. She also supervised the management of daily business operations and administers all policies and procedures of the conference. The conference internship program is also under her supervision.

In addition, Arakas serves as the league's Senior Woman Administrator. She also serves as the staff liaison for various league sport and standing committees. Arakas has been involved with the league's Student-Athlete Leadership Institute since its inception and has had oversight responsibility for the past six years. The Asheville, N.C., native also spearheaded the league's celebration of the 25th Anniversary of Women's Championships during the 2007-08 season.

While with the SoCon, Arakas has been involved in national organizations such as NACWAA, and is as a 2004 graduate of NACWAA/HERS East, a professional leadership development institute. She currently serves as the chair of the Conference Woman Administrators, whose membership includes women administrators from conferences in Division I, II and III and the junior college levels.

### Arakas At-A-Glance

#### HOMETOWN:

Asheville, N.C.

#### EXPERIENCE:

Administrative Assistant, Southern Conference, 1994-97  
Assistant Commissioner for Internal Affairs, Southern Conference, 1997-99  
Associate Commissioner, Southern Conference, 1999-present



## Jason Yaman Director of Media Relations

Jason Yaman enters his first year as Director of Media Relations with the Southern Conference. He is responsible for coordinating the publicity of the league's 19 sports and serves as the primary media contact for men's basketball, men's and women's soccer, men's and women's tennis and the Southern Conference Hall of Fame.

Yaman spent two years as assistant director of media relations at the University of Maryland before joining the SoCon staff in August 2008. Prior to spending two years working as the men's basketball contact with the terrapins, Yaman spent three years as assistant athletic director at Indiana State.

Originally from Ann Arbor, Mich., Yaman earned his bachelor's degree from Indiana University before completing a master's degree at Michigan.

### Yaman At-A-Glance

#### HOMETOWN:

Ann Arbor, Mich.

#### EDUCATION:

B.S., Indiana, 1997  
M.A., Michigan, 2000

#### EXPERIENCE:

Director of Sports Information and Marketing, Saginaw Valley State, 2001-03  
Assistant Athletics Director for Media Relations, Indiana State, 2003-06  
Assistant Director of Athletic Media Relations, Maryland, 2006-08  
Director of Media Relations, Southern Conference 2008-present



# SOUTHERN CONFERENCE STAFF



## Mandi Copeland Director of Multimedia Services

In her ninth year with the Southern Conference, Mandi Copeland continues to serve as the Director of Multimedia Services. She joined the league on May 31, 2000 as assistant director for public affairs.

Copeland is responsible for overseeing the conference's broadcasting efforts, including television, radio and video streaming as well as the design and development of the league's website. She serves as the technology and video consultant for the conference and the video

exchange program.

Copeland has assisted in numerous NCAA championship events, including several women's basketball and baseball regionals, the 2003 Women's Final Four in Atlanta, Ga., and the 2006 College World Series in Omaha, Neb. She has served on the CoSIDA Academic All-America committee since 2001 and will be serving on the committee with the Academic All-America Foundation starting in 2008. The Royal Oak, Mich., native graduated from Florida State in 1998 with a bachelor's in communications and in 2000 with a master's in physical education while working in the sports information office. She spent her freshman year at West Virginia as a member of the tennis team.

### *Copeland At-A-Glance*

#### **HOMETOWN:**

Greer, S.C.

#### **EDUCATION:**

B.S., Florida State, 1998

M.S., Florida State, 2000

#### **EXPERIENCE:**

Sports Information Graduate Assistant, Florida State, 1998-2000

Assistant Director for Public Affairs, Southern Conference, 2000-05

Director of Media Services, Southern Conference, 2005-2007

Director of Multimedia Services, Southern Conference 2007-present



## Mike Mitchell Senior Account Executive

Mike Mitchell is in his second year as senior account executive for SoCon Sports Properties. He is responsible for the league's corporate relations and sponsorship program. Mitchell serves as a liaison between the SoCon and its marketing partner, IMG College.

Formerly Host Communications, IMG College is America's top sports marketing agency.

Mitchell spent two years at UNC Asheville as assistant athletics director for development and marketing before joining the league in July 2007. He served as assistant athletics director/marketing and development at Longwood in 2004.

### *Mitchell At-A-Glance*

#### **HOMETOWN:**

Windsor, Ontario

#### **EDUCATION:**

B.A., University of Western Ontario, 1991

#### **EXPERIENCE:**

News and Sports Director, CHRW-TV and Radio, 1993-97

News and Sports Director, CTV Sportsnet, 1997-98

Marketing Manager, University of Western Ontario, 2000-01

Strategic Partnership Coordinator, City of Kitchener, Ontario, 2001-03

Marketing Consultant, Nature Conservancy of Canada, 2003-04

Assistant Athletics Director, Longwood, 2004-05

Assistant Athletics Director, UNC Asheville, 2005-07

Senior Account Executive, Southern Conference, 2007-present



## Brandon Neff Director of Championships

After serving as an external affairs assistant for one year, Brandon Neff was promoted to the newly-created director of championships position in 2007.

In his position, he is responsible for championship administration at conference championships and overseeing the league's 19 championship events. He plans and manages conference championships and develops championship policies and directives.

He also coordinates the Southern Conference's merchandise and sales program.

Meet director for the Coastal Collegiate Swimming Association Championship, Neff is a member of the organization's policy committee and coordinated the league's inaugural swimming & diving championship in 2008.

### *Neff At-A-Glance*

#### **HOMETOWN:**

Alta, Iowa

#### **EDUCATION:**

B.S., Iowa State, 2003

M.S., Northern Illinois, 2006

#### **EXPERIENCE:**

Assistant Commissioner, Iowa Community College Athletic Conference, 2001-04

Fan Services Representative, Chicago Bears, 2005

Athletic Administrative Intern, Mid-Continent Conference, 2006

External Affairs Assistant, Southern Conference, 2006-07

Director of Championships, Southern Conference, 2007-present



## Jonathan Caskey Associate Director of Media Relations

Jonathan Caskey, former assistant sports information director at Appalachian State, is in his second year as the Southern Conference's associate director of media relations.

In his role, he is responsible for graphic design of all conference publications and is the staff liaison for a number of sports including football, women's basketball, golf and baseball. In addition, he assists at conference championships and works with the league public relations initiatives.

A 2003 graduate of Furman, Caskey earned a bachelor's degree in history while working as an operations assistant for sports information and athletics. Caskey spent a year as a public affairs assistant at the Southern Conference where he was the primary media contact for volleyball, women's soccer, track & field, softball and golf, assisting at conference championships. He moved to Appalachian State where he served as assistant sports information director from 2004-05 prior to a two year stint in South Asia where he and his wife, Kelley, worked for a non-profit organization.

### *Caskey At-A-Glance*

#### **HOMETOWN:**

Greenville, S.C.

#### **EDUCATION:**

B.A., Furman, 2003

#### **EXPERIENCE:**

Public Affairs Assistant, Southern Conference, 2003-04

Assistant Sports Information Director, Appalachian State, 2004-05

International Service Corps, 2005-07

Assoc. Director of Media Relations, Southern Conference, 2007-present

# SOUTHERN CONFERENCE STAFF

INTRODUCTION

SOUTHERN CONFERENCE

TEAM PROFILES

2008 IN REVIEW

HISTORY

AWARDS

RECORDS



## Laura Hayes Assistant to the Commissioner

A member of the Southern Conference staff since May 16, 2007, Laura Hayes handles a variety of administrative tasks in her role as assistant to the commissioner.

She assists with the daily management of the conference's business operations and financial endeavors and aids with the planning and execution of conference meetings. She serves as a liaison between the league office and Southern Conference member schools and coordinates the conference's Graduate Scholarship program while

also assisting in the production of the Southern Conference Pocket Directory and Conference manual.

A native of San Antonio, Texas, she earned her insurance license from Greenville Technical College in 1999. She worked in the insurance and banking industry before moving to the Southern Conference. An avid reader, she enjoys kick boxing.

### Hayes At-A-Glance

#### HOMETOWN:

San Antonio, Texas

#### EDUCATION:

Greenville Technical College, 1999

#### EXPERIENCE:

L.M. Hubert Household Management, 1994-97

Arthur State Bank, 1997-00

State Farm Insurance, 2000-04

Allstate Insurance, 2004-05

George Johnson Insurance, 2005-06

The Palladian Group, 2006-07

Assistant to the Commissioner, Southern Conference, 2007-present



## Russell Dorn Media Relations Assistant

Russell Dorn joined the Southern Conference as a media relations assistant in June 2008.

Dorn earned a bachelor's degree from Furman University in 2008 while majoring in history. He served as sports editor of *The Paladin*, Furman's only student newspaper, and a sports clerk with the *Greenville News*. He worked as an intern with the NBA Developmental League and assisted in the

Furman sports information office.

At the Southern Conference, Dorn is the primary media contact for a number of conference-sponsored sports including volleyball, men's and women's track & field and cross country, wrestling and softball. He also is responsible for writing, editing and researching information for conference publications and media guides, and Dorn is the primary contact for the FCS Coaches Poll, which the league office administers.

A member of the Pi Kappa Phi fraternity, Dorn resides in Spartanburg.

### Dorn At-A-Glance

#### HOMETOWN:

Greenwood, S.C.

#### EDUCATION:

B.A., Furman, 2008

#### EXPERIENCE:

Media Relations Assistant, Southern Conference, 2008-present



## Ben Austin Championships/Operations Assistant

Ben Austin, a four-year letterwinner on the baseball team and recent graduate of Wofford College, joined the Southern Conference as a championships/operations assistant on July 1, 2008.

Austin earned a bachelor's degree from Wofford in 2008 while majoring in business economics. He was a three-time member of the SoCon Academic Honor Roll and was selected to serve on Wofford's baseball head coach search committee in 2007.

On the field, Austin tied the Terriers' single-season wins record in 2007 with 11 victories and was named to the 2007 SoCon All-Tournament Team as Wofford won the SoCon crown.

Austin also worked as a student assistant in the Wofford Athletic Media Relations department as an undergraduate.

### Austin At-A-Glance

#### HOMETOWN:

Chapel Hill, N.C.

#### EDUCATION:

B.A., Wofford, 2008

#### EXPERIENCE:

External Affairs Assistant, Southern Conference, 2008-present



## Tony Thompson Coordinator of Officials

Tony Thompson is coordinator of umpires for the Southern Conference as well as eight other conferences around the region. Thompson began his work with the league in 1993.

Thompson, a veteran umpire on both the collegiate and professional level, oversees the assignment and evaluation of umpires for all conference games. He is also responsible for the training and recruitment

of umpires.

He graduated from the Al Somers Umpire School in 1978 and worked three full seasons and two partial seasons in professional baseball. Thompson umpired the 1990 IBA World All-Star Game as well as one Sun Belt, 15 SEC, and 10 ACC tournaments. His post-season NCAA assignments have included 10 Division I Regionals, two Division II World Series, and the Division I World Series in 1993 and 1996. He also umpired for five seasons of professional baseball in the minor leagues.

He organized the first amateur umpire camp with major league instructors in 1984. The Southern Umpires Camp is now in its 23rd year of existence and is one of the premier umpire camps in the country.

Thompson is president and CEO of Southern Trophy and Awards, Inc. His interests include gospel bluegrass music and Broadway musicals and plays.

A lifetime resident of suburban Atlanta, Tony was born in Gainesville, raised in Tucker and lives in Lilburn, Ga. with his wife, Delia, and children Alexandra and Dawson.



# SoCon MEDIA SERVICES



**Southern Conference**  
702 N. Pine Street  
Spartanburg, S.C. 29303  
www.SoConSports.com

## Press Releases

The Southern Conference utilizes e-mail and the league's website (www.SoConSports.com) to distribute information, press releases, notes and statistics. If you wish to be added to the distribution list, please contact a member of the media relations staff.

## SoCon.TV

In July 2005, the Southern Conference launched SoCon.TV, a live video streaming network designed to bring SoCon sports to fans around the world through the internet. The network includes not only Southern Conference Championship events but also regular season events from around the league.

## SoCon Players of the Week

The Southern Conference selects a player of the week and a pitcher of the week throughout the season. The honorees will be announced on Mondays and will be available on the conference's website (www.SoConSports.com) or by contacting the conference office.

## Postseason Awards

Following the conclusion of the regular season, voting is conducted on the all-conference teams by both the league's coaches and members of the Southern Conference Sports Media Association (SCSMA). Both groups select a Player of the Year, Pitcher of the Year, Freshman of the Year and Coach of the Year.

## Southern Conference Sports Media Association (SCSMA)

The Southern Conference Sports Media Association (SCSMA) is an independent organization of conference sportswriters, sportscasters and media relations staff who further the institutions that comprise the Southern Conference. The organization annually selects and recognizes an all-conference football, men's and women's basketball and baseball team as well as coach of the year, player of the year and freshman of the year. The organization also works toward the best interests of its members to increase knowledge and prestige of the league.

For more information on the SCSMA and its activities, contact Jonathan Caskey (864-591-5100).

## Southern Conference Media Relations Staff



### Jason Yaman Director of Media Relations

Office: (864) 591-5100  
Cell: (864) 380-1166  
Fax: (864) 591-3448  
Home: (240) 351-7472  
jyaman@socon.org

### Responsibilities:

Administration, Men's and Women's Soccer, Men's Basketball, Men's and Women's Tennis



### Jonathan Caskey Associate Director of Media Relations

Office: (864) 591-5100  
Cell: (864) 525-5174  
Fax: (864) 591-3448  
Home: (864) 599-8842  
jcaskey@socon.org

### Responsibilities:

Publications, Football, Women's Basketball, Baseball, Men's and Women's Golf



### Russell Dorn Media Relations Assistant

Office: (864) 591-5100  
Cell: (864) 525-5157  
Fax: (864) 591-3448  
Home: (864) 980-5396  
rdorn@socon.org

### Responsibilities:

Volleyball, Men's and Women's Cross Country, Wrestling, Men's and Women's Indoor and Outdoor Track and Field and Softball



The screenshot shows the Southern Conference website with a banner for 'Eighty-eight years of tradition'. The main content area features an article titled 'Baseball America Rates Jackson as Cubs' Ninth-Best Prospect' with a photo of a pitcher. The left sidebar contains a navigation menu with links like 'Home', 'Members Only', 'Newsstand', 'SoCon Shop', 'Corporate Sponsors', 'About the SoCon', 'SoCon Hall of Fame', 'Men's Sports', 'Baseball', 'News', 'Schedule & Results', 'Statistics', 'Weekly Releases', 'Championship', 'Past Seasons', 'Standings', 'Women's Sports', '2009-10 Internship Information', 'Championships', 'Community Corner', 'Academics', 'Honors & Awards', 'SoCon.TV', and 'Television'. The right sidebar includes a 'SIGN UP NOW' button for SoCon TV and a 'CURRENT STANDINGS' table for various sports.

## Southern Conference on the Web

Visit the Southern Conference's official website at www.SoConSports.com. Information related to baseball and the conference's other 18 sports can be found on the site including up-to-date statistics, standings, weekly releases and game recaps. Video streaming of select championships and regular season contests is also available.

## SoCon Baseball Media Relations Contacts

School	Website	Media Relations	E-mail	Office Phone	Press Box Phone
Appalachian State	www.goasu.com	Mike Flynn	flynnmh@appstate.edu	(828) 262-2845	tba
College of Charleston	www.cofcsports.com	Tony Ciuffo	ciuffo@cofc.edu	(843) 953-5465	(843) 953-9141
The Citadel	www.citadelsports.com	Patrick Walsh	patrick.walsh@citadel.edu	(843) 953-7590	(843) 965-4151
Davidson	www.davidsonwildcats.com	Lauren Biggers	labiggers@davidson.edu	(704) 894-2815	(704) 894-2740
Elon	www.elonphoenix.com	Chris Rash	crash@elon.edu	(336) 278-6712	(336) 278-6788
Furman	www.furmanpaladins.com	Hunter Reid	hunter.reid@furman.edu	(864) 294-2061	(864) 294-3066
Georgia Southern	www.georgiasoutherneagles.com	Patrick Osterman	prosterman@georgiasouthern.edu	(912) 478-5288	(912) 478-2508
UNC Greensboro	www.uncgspartans.com	David Percival	drperciv@uncg.edu	(336) 334-5615	(336) 334-3885
Samford	www.samfordsports.com	Joey Mullins	jmmulli1@samford.edu	(205) 726-2799	(205) 726-4167
Western Carolina	www.catamountsports.com	Daniel Hooker	dhooker@email.wcu.edu	(828) 227-2339	(828) 227-7020
Wofford	athletics.wofford.edu	Brent Williamson	williamsondb@wofford.edu	(864) 597-4093	(864) 597-4129
Southern Conference	www.soconsports.com	Jonathan Caskey	jcaskey@socon.org	(864) 591-5100	n/a



# APPALACHIAN STATE

## INTRODUCTION



Dr. Kenneth Peacock  
Chancellor

## SOUTHERN CONFERENCE



Charlie Cobb  
Director of Athletics

## TEAM PROFILES



Dr. Alan Hauser  
Faculty Athletics Rep.

## 2008 IN REVIEW



Debbie Richardson  
Senior Woman Admin.

## HISTORY



Mike Flynn  
Baseball SID

## AWARDS

## RECORDS

## Quick Facts

Location: ..... Boone, N.C.  
Founded: ..... 1899  
Enrollment: ..... 16,600  
Nickname: ..... Mountaineers  
Colors: ..... Black and Gold  
Chancellor: ..... Dr. Kenneth E. Peacock  
Director of Athletics: ..... Charlie Cobb  
Stadium (capacity): ..... Jim and Bettie Smith (1,000)  
Press Box Phone: ..... TBA

Head Coach: ..... Chris Pollard  
Alma Mater (Year): ..... Davidson (1996)  
Record at Appalachian State (Years): ..... 99-126-1 (4)  
Overall Record (Years): ..... 239-233-1 (9)  
Baseball Office Phone: ..... (828) 262-6097  
Assistant Coaches:  
..... Matt Boykin, (Barton, 2003)  
..... Josh Jordan, (Catawba, 2002)  
..... Craig Scheffler (Wisconsin-Milwaukee, 1993)

2008 Record: ..... 32-27  
Conference Record (place): ..... 14-13 (tied-sixth)  
Home: ..... 13-12  
Away: ..... 16-13  
Neutral: ..... 3-2  
Letterman Returning/Lost: ..... 13/13  
Starters Returning/Lost: ..... 6/3  
Starting Pitchers Returning/Lost: ..... 4/2

Baseball Contact: ..... Mike Flynn  
E-mail: ..... flynnmh@appstate.edu  
Office: ..... (828) 262-2845  
Fax: ..... (828) 262-6106  
Website: ..... www.goasu.com

## 2009 Schedule

Date	Opponent	Time	Date	Opponent	Time
F. 20	JACKSONVILLE STATE %	5 p.m.	A. 3	at Furman*	7 p.m.
F. 21	JACKSONVILLE STATE %	2 p.m.	A. 4	at Furman*	5 p.m.
F. 22	JACKSONVILLE STATE %	1 p.m.	A. 5	at Furman*	1 p.m.
F. 24	at Wake Forest	6 p.m.	A. 7	at Tennessee	7 p.m.
F. 25	at Gardner-Webb	2 p.m.	A. 10	SAMFORD*	7 p.m.
F. 27	ELON*	3 p.m.	A. 11	SAMFORD*	3 p.m.
F. 28	ELON*	2 p.m.	A. 12	SAMFORD*	1 p.m.
M. 1	ELON*	1 p.m.	A. 14	EAST TENNESSEE STATE	7 p.m.
M. 3	at North Carolina A&T	3 p.m.	A. 15	GARDNER-WEBB	6 p.m.
M. 6	at Western Carolina*	4 p.m.	A. 17	at College of Charleston*	6 p.m.
M. 7	at Western Carolina*	2 p.m.	A. 18	at College of Charleston*	1 p.m.
M. 8	at Western Carolina*	2 p.m.	A. 19	at College of Charleston*	1 p.m.
M. 10	at North Carolina	3 p.m.	A. 21	NORTH CAROLINA A&T	6 p.m.
M. 11	at North Carolina	3 p.m.	A. 22	at High Point	6 p.m.
M. 13	THE CITADEL*	3 p.m.	A. 24	WOFFORD*	7 p.m.
M. 14	THE CITADEL*	2 p.m.	A. 25	WOFFORD*	4:30 p.m.
M. 15	THE CITADEL*	1 p.m.	A. 26	WOFFORD*	1 p.m.
M. 17	WAKE FOREST	3 p.m.	A. 28	RADFORD	7 p.m.
M. 18	at East Tennessee State	7 p.m.	A. 29	UNC ASHEVILLE	7 p.m.
M. 20	GEORGIA SOUTHERN*	3 p.m.	A. 30	N.C. CENTRAL	4 p.m.
M. 21	GEORGIA SOUTHERN*	2 p.m.	M. 8	at UNC Greensboro*	7 p.m.
M. 22	GEORGIA SOUTHERN*	1 p.m.	M. 9	at UNC Greensboro*	2 p.m.
M. 24	NORTH CAROLINA A&T	3 p.m.	M. 10	at UNC Greensboro*	1 p.m.
M. 25	at Radford	3 p.m.	M. 12	at North Carolina State	7 p.m.
M. 27	at Davidson*	7 p.m.	M. 14	LONGWOOD	7 p.m.
M. 28	at Davidson*	5 p.m.	M. 15	LONGWOOD (DH)	2 p.m.
M. 29	at Davidson*	1 p.m.	M. 20-24	at SoCon Tournament	
M. 31	at UNC Asheville	7 p.m.		(Fluor Field; Greenville, S.C.)	
A. 1	HIGH POINT	5 p.m.		* - Southern Conference game	
				% - Forest City, N.C.	

## 2009 Appalachian State Roster

No.	Name	Pos.	B/T	Ht.	Wt.	Cl.	Hometown/High School (Prev. College)
1	Doug Jones	IF	R/R	5-11	160	So.	Charlotte, N.C./South Mecklenburg
3	Jason Wallace	OF	R/R	6-0	185	So.	Greensboro, N.C./Ragsdale
4	Nick DeRose	IF/OF	R/R	5-11	170	Sr.	Winston-Salem, N.C./R.J. Reynolds
5	Will Helms	OF/LHP	L/L	6-1	170	Fr.	Charlotte, N.C./Providence
6	Jack Myers	OF	R/R	5-10	190	So.	Charlotte, N.C./Myers Park
7	Chris Alessandria	IF/OF	R/R	5-10	175	Jr.	Ponte Vedra, Fla./Nease (Polk C.C.)
8	Jerod Faggart	C	R/R	6-1	210	Jr.	Concord, N.C./Northwest Cabarrus
9	Andrew Manning	OF	R/R	6-0	180	Fr.	LaGrange, N.C./North Lenior
10	Zack Briggs	IF	R/R	6-0	195	Fr.	Lexington, N.C./Central Davidson
11	Isaac Harrow	IF	R/R	5-11	175	Sr.	Hickory, N.C./Hickory
12	Chris Trappy	C	R/R	5-9	200	Jr.	Palm City, Fla./Martin Co. (Indian River C.C.)
15	Taylor Miller	RHP	R/R	6-0	185	So.	Raleigh, N.C./Wakefield
16	Ethan Cox	LHP	L/L	5-11	170	Fr.	Shallotte, N.C./West Brunswick
17	Chris Patterson	RHP	R/R	5-11	190	Jr.	Laurinburg, N.C./Scotland County
18	Aubrey Edens	RHP	R/R	6-1	190	Sr.	Greenville, N.C./D.H. Conley
19	Zach Quate	RHP	R/R	6-1	190	Sr.	Raleigh, N.C./Wakefield
20	Wes Hobson	IF	L/R	5-11	180	Jr.	Winston-Salem, N.C./North Forsyth
21	Rand Smith	OF	R/R	6-1	190	Sr.	Bolivia, N.C./South Brunswick
23	Josh Dowdy	RHP	R/R	6-0	190	Sr.	Raleigh, N.C./Wakefield (East Carolina)
24	Jeremy Dowdy	C	R/R	6-1	190	Fr.	Raleigh, N.C./Wakefield
25	David Port	IF/RHP	R/R	5-10	175	Fr.	Dunwoody, Ga./Dunwoody
26	Kevin Glass	C	R/R	6-3	235	Jr.	Charlotte, N.C./Butler
28	Seth Grant	RHP/IF	R/R	6-3	185	So.	Etowah, N.C./West Henderson
28	Michael Brogan	LHP	L/L	6-2	190	Jr.	Norfolk, Va./Maury (Pitt C.C.)
30	David Towarnicky	IF	L/L	6-0	200	Jr.	New Bern, N.C./New Bern
31	Andrew Webster	RHP	R/R	6-0	180	Fr.	Miami, Fla./Florida Christian
32	Alex Robertson	RHP	R/R	6-2	190	Fr.	Winston-Salem, N.C./West Forsyth
33	Frankie Lewis	IF	R/R	6-0	185	Jr.	Fuquay-Varina, N.C./Fuquay-Varina
34	Tyler Moore	RHP	R/R	6-5	210	Fr.	Banner Elk, N.C./Watauga
35	Derek Brown	C	R/R	6-0	195	Fr.	Siler City, N.C./Jordan-Matthews
36	Ryan Arrowood	IF/RHP	R/R	6-3	180	Fr.	Forest City, N.C./Central
37	Matt Andress	RHP	R/R	6-4	225	Jr.	Charlotte, N.C./South Mecklenburg
38	Nick Daniels	LHP	L/L	6-0	195	Sr.	Concord, N.C./Northwest Cabarrus (Pfeiffer)
39	Brett Bloomquist	LHP	L/L	6-4	205	So.	Greensboro, N.C./Grimsley
40	Ryan Waldrep	LHP	L/L	6-5	210	Fr.	Southport, N.C./South Brunswick



# MOUNTAINEERS

## 2008 Results

(32-27, 14-13/t-6th)

Date	Opponent	Result	Date	Opponent	Result
F. 22	at North Carolina State	L, 8-1	A. 6	COLL. OF CHARLESTON*	L, 7-6 (10)
F. 23	at North Carolina State	W, 7-5	A. 8	at USC Upstate	W, 6-4
F. 24	at North Carolina State	L, 14-4	A. 9	GARDNER-WEBB	L, 10-3
F. 26	at North Carolina A&T	W, 9-6	A. 11	at Georgia Southern*	L, 13-7
F. 27	at Wake Forest	W, 18-8	A. 12	at Georgia Southern*	W, 5-3
F. 29	CANISIUS	L, 10-1	A. 13	at Georgia Southern*	W, 5-3
M. 1	CANISIUS	W, 7-6	A. 16	at East Tennessee State	L, 2-1
M. 1	CANISIUS	L, 11-5	A. 18	WESTERN CAROLINA*	W, 6-2
M. 2	CANISIUS	L, 9-4	A. 20	WESTERN CAROLINA*	W, 12-8
M. 5	at High Point	W, 19-14	A. 20	WESTERN CAROLINA*	L, 5-4 (10)
M. 8	vs. Yale	L, 7-2	A. 22	at Tennessee	L, 12-4
M. 8	vs. Yale	W, 13-0	A. 23	at Gardner-Webb	W, 9-3
M. 9	vs. Quinnipiac	W, 11-4	A. 25	DAVIDSON*	W, 10-5
M. 11	at Auburn	L, 17-0	A. 26	DAVIDSON*	W, 8-7
M. 12	at Auburn	W, 4-2	A. 27	DAVIDSON*	W, 5-4
M. 14	at Jacksonville State	W, 6-1	A. 30	at Elon*	L, 7-3
M. 15	at Jacksonville State	W, 15-6	M. 1	at Elon*	W, 9-3
M. 15	at Jacksonville State	L, 5-4	M. 1	at Elon*	W, 26-10
M. 18	WAKE FOREST	W, 22-6	M. 9	FURMAN*	W, 5-0
M. 21	UNC GREENSBORO*	L, 9-3	M. 10	FURMAN*	W, 14-3
M. 22	UNC GREENSBORO*	L, 12-8	M. 11	FURMAN*	W, 4-2
M. 23	UNC GREENSBORO*	L, 17-11	M. 13	at UNC Asheville	W, 9-3
M. 25	HIGH POINT	W, 10-3	M. 16	at Wofford*	L, 12-7
M. 26	NORTH CAROLINA A&T	W, 10-1	M. 17	at Wofford*	L, 8-7
M. 28	at The Citadel*	L, 6-5	M. 17	at Wofford*	W, 16-6
M. 29	at The Citadel*	W, 14-6	M. 21	vs. Furman #	L, 10-8 (10)
M. 30	at The Citadel*	L, 9-6	M. 22	vs. Western Carolina #	W, 10-5
A. 1	UNC ASHEVILLE	W, 23-8	M. 23	vs. Furman #	L, 13-12
A. 2	at North Carolina	L, 7-0	* - Southern Conference game		
A. 4	COLL. OF CHARLESTON*	L, 16-13	# - Southern Conference Tournament		
A. 5	COLL. OF CHARLESTON*	L, 8-2	(Charleston, S.C.)		



## Head Coach Chris Pollard

Alma Mater (Year): .....Davidson (1996)

Coaching:.....Head coach, Pfeiffer, 2000-04

Head coach, Appalachian State, 2004-pres.

Record at ASU (Years): ..... 99-126-1 (4)

Overall record (Years): .....239-233-1 (9)



Jim and Bettie Smith Stadium

## 2008 Statistics

Batting	AVG	GP	GS	AB	R	H	2B	3B	HR	RBI	TB	SLG%	BB	HBP	SO	GDP	OB%	SF	SH	SB	ATT	PO	A	E	FLD%
Jason Altenhof	.380	59	59	245	62	93	8	1	5	42	118	.482	42	3	25	4	.476	0	3	16	22	75	175	14	.947
Jason Rook	.358	50	48	204	46	73	11	6	6	44	114	.559	20	3	42	4	.423	0	1	7	10	49	5	1	.982
David Rubinstein	.332	58	58	226	57	75	19	1	9	48	123	.544	33	9	39	2	.429	5	1	12	16	83	6	2	.978
Isaac Harrow	.326	59	59	242	55	79	18	0	7	59	118	.488	29	6	40	1	.406	4	1	2	5	48	110	16	.908
Wes Hobson	.308	59	59	253	51	78	21	3	7	48	126	.498	22	1	18	7	.365	1	1	0	1	97	159	8	.970
David Towarnicky	.304	54	46	171	38	52	8	0	7	40	81	.474	21	5	19	7	.394	1	2	0	0	413	23	5	.989
Rand Smith	.300	58	57	200	45	60	8	0	4	30	80	.400	13	4	19	5	.352	2	7	8	12	140	2	1	.993
Jerod Faggart	.272	41	38	136	31	37	7	0	3	22	53	.390	26	2	35	4	.396	0	0	2	3	204	22	4	.983
Jason Wallace	.300	39	23	90	20	27	4	1	4	20	45	.500	13	2	20	1	.400	0	2	0	0	32	3	2	.946
Andrew Franco	.298	38	26	114	17	34	6	1	6	34	60	.526	10	6	30	5	.379	2	0	1	1	41	4	0	1.000
Adam Beasley	.279	37	25	86	18	24	4	0	5	18	43	.500	10	4	16	5	.376	1	2	1	1	199	18	3	.986
Brett Stewart	.250	35	20	80	14	20	3	0	6	19	41	.513	9	2	13	1	.333	2	0	1	1	108	7	1	.991
Jake Faggart	.250	9	0	4	0	1	0	0	0	0	1	.250	0	0	1	0	.250	0	0	0	0	1	0	0	1.000
Nick DeRose	.234	29	11	47	12	11	0	1	0	1	13	.277	7	1	10	0	.345	0	2	0	1	13	4	2	.895
Ryan Laboy	.190	22	2	21	11	4	0	0	0	0	4	.190	6	0	4	1	.370	0	0	1	1	9	0	0	1.000
Nick Riddle	.125	10	0	8	1	1	0	0	0	1	1	.125	0	1	3	0	.222	0	0	0	0	6	0	0	1.000
Jack Myers	.000	1	0	1	0	0	0	0	0	0	0	.000	0	0	1	0	.000	0	0	0	0	0	0	0	.000
Adam Mills	.000	1	0	0	0	0	0	0	0	0	0	.000	0	0	0	0	.000	0	0	0	0	0	0	0	1.000
<b>Totals</b>	<b>.314</b>	<b>59</b>	<b>59</b>	<b>2128</b>	<b>478</b>	<b>669</b>	<b>117</b>	<b>14</b>	<b>69</b>	<b>426</b>	<b>1021</b>	<b>.480</b>	<b>261</b>	<b>49</b>	<b>335</b>	<b>47</b>	<b>.399</b>	<b>18</b>	<b>22</b>	<b>51</b>	<b>74</b>	<b>1548</b>	<b>622</b>	<b>64</b>	<b>.971</b>
<b>Opponents</b>	<b>.295</b>	<b>59</b>	<b>59</b>	<b>2073</b>	<b>411</b>	<b>611</b>	<b>121</b>	<b>15</b>	<b>59</b>	<b>372</b>	<b>939</b>	<b>.453</b>	<b>233</b>	<b>62</b>	<b>446</b>	<b>36</b>	<b>.379</b>	<b>25</b>	<b>28</b>	<b>104</b>	<b>124</b>	<b>1542</b>	<b>688</b>	<b>77</b>	<b>.967</b>
Pitching	ERA	W	L	APP	GS	CG	SHO	CBO	SV	IP	H	R	ER	BB	SO	2B	3B	HR	AB	B/Avg	WP	HBP	BK	SFA	SHA
Matt Andress	5.30	8	4	15	14	1	1	1	0	88.1	99	62	52	28	64	15	2	10	343	.289	12	11	0	3	6
Josh Dowdy	5.71	6	6	15	14	0	0	0	0	80.1	109	66	51	17	55	23	2	5	342	.319	3	5	3	3	4
Aubrey Edens	7.52	3	0	15	11	0	0	0	0	61.0	74	58	51	33	47	16	3	10	248	.298	3	13	1	2	7
Nick Daniels	0.00	0	0	1	0	0	0	0	0	1.0	3	0	0	0	1	0	0	0	6	.500	0	0	0	0	0
Adam Mills	3.15	3	0	30	0	0	0	0	1	5	45.2	43	19	16	10	43	9	1	5	.175	.246	0	1	1	1
Garrett Sherrill	5.05	1	4	26	0	0	0	0	6	35.2	26	21	20	30	45	4	1	4	129	.202	8	3	0	1	2
Taylor Miller	5.16	1	0	17	0	0	0	0	1	22.2	23	15	13	12	25	1	0	6	87	.264	1	2	0	3	0
Zach Quate	5.40	5	3	18	7	0	0	0	0	55.0	61	39	33	22	46	10	0	9	219	.279	4	2	0	4	1
Chris Patterson	6.23	0	0	4	0	0	0	0	0	4.1	5	3	3	0	1	2	0	0	16	.313	0	3	0	1	0
Trevor Mullins	6.48	0	0	7	0	0	0	0	0	8.1	13	9	6	3	5	0	0	1	38	.342	5	2	0	0	0
Calvin Teague	7.61	0	0	18	0	0	0	0	0	23.2	34	21	20	8	13	7	0	0	95	.358	2	3	0	1	3
Nick Terry	7.83	3	4	16	6	0	0	0	0	33.1	49	33	29	24	26	11	2	3	140	.350	5	1	4	4	3
Jason Rook	8.01	2	5	18	6	0	0	0	0	39.1	44	37	35	25	58	12	3	5	159	.277	11	11	1	2	0
Devin Riddlehoover	10.80	0	0	1	0	0	0	0	0	1.2	4	3	2	0	2	3	0	0	10	.400	0	0	0	0	0
Cameron Ohl	11.32	0	1	7	1	0	0	0	0	10.1	14	14	13	13	12	5	0	0	43	.326	6	4	1	0	0
David Rubinstein	12.46	0	0	4	0	0	0	0	0	4.1	9	6	6	4	2	3	1	1	19	.474	1	1	0	0	1
Brandon Sutton	45.00	0	0	2	0	0	0	0	0	1.0	1	5	5	4	1	0	0	0	4	.250	0	0	0	0	0
<b>Totals</b>	<b>6.14</b>	<b>32</b>	<b>27</b>	<b>59</b>	<b>59</b>	<b>1</b>	<b>2</b>	<b>1</b>	<b>12</b>	<b>516.0</b>	<b>611</b>	<b>411</b>	<b>352</b>	<b>233</b>	<b>446</b>	<b>121</b>	<b>15</b>	<b>59</b>	<b>2073</b>	<b>.295</b>	<b>61</b>	<b>62</b>	<b>11</b>	<b>25</b>	<b>28</b>
<b>Opponents</b>	<b>6.95</b>	<b>27</b>	<b>32</b>	<b>59</b>	<b>59</b>	<b>0</b>	<b>2</b>	<b>2</b>	<b>7</b>	<b>514.0</b>	<b>669</b>	<b>478</b>	<b>397</b>	<b>261</b>	<b>335</b>	<b>117</b>	<b>14</b>	<b>69</b>	<b>2128</b>	<b>.314</b>	<b>68</b>	<b>49</b>	<b>9</b>	<b>18</b>	<b>22</b>

# COLLEGE OF CHARLESTON

INTRODUCTION



P. George Benson  
President

SOUTHERN CONFERENCE



Joe Hull  
Director of Athletics

TEAM PROFILES



Dr. William Moore  
Faculty Athletics Rep.

2008 IN REVIEW



Laura Lageman  
Senior Woman Admin.

HISTORY



Tony Ciuffo  
Baseball SID

AWARDS

RECORDS

## Quick Facts

Location: ..... Charleston, S.C.  
Founded: ..... 1770  
Enrollment: ..... 11,316  
Nickname: ..... Cougars  
Colors: ..... Maroon and White  
President: ..... P. George Benson  
Director of Athletics: ..... Joe Hull  
Stadium (capacity): ..... Patriots Point (2,000)  
Press Box Phone: ..... 843-953-9141/9142

Head Coach: ..... Monte Lee  
Alma Mater (Year): ..... College of Charleston (2000)  
Record at College of Charleston (Years): ..... 0-0 (First)  
Overall Record (Years): ..... 0-0 (First)  
Baseball Office Phone: ..... (843) 953-5916  
Assistant Coaches:  
..... Dan Roszel (North Florida, 2000)  
..... Chris Morris (College of Charleston, 2005)  
..... Brent Walsh (Columbia International)

2008 Record: ..... 39-20  
Conference Record (place): ..... 18-9 (second)  
Home: ..... 25-8  
Away: ..... 11-11  
Neutral: ..... 3-1  
Letterman Returning/Lost: ..... 16/13  
Starters Returning/Lost: ..... 4/5  
Starting Pitchers Returning/Lost: ..... 2/5

Baseball Contact: ..... Tony Ciuffo  
E-mail: ..... ciuffo@cofc.edu  
Office: ..... (843) 953-5465  
Fax: ..... (843) 953-6534  
Website: ..... www.cofcsports.com

## 2009 Schedule

Date	Opponent	Time	Date	Opponent	Time
F. 20	MIAMI (OHIO)	5 p.m.	A. 7	THE CITADEL	6 p.m.
F. 21	MIAMI (OHIO)	1 p.m.	A. 8	at Mercer	6 p.m.
F. 22	MIAMI (OHIO)	12 p.m.	A. 10	at Elon*	7 p.m.
F. 24	at UNC Wilmington	4 p.m.	A. 11	at Elon*	7 p.m.
F. 27	vs. Oklahoma State #	1 p.m.	A. 12	at Elon*	1:30 p.m.
F. 28	vs. St. John's #	11 a.m.	A. 14	at South Carolina	7 p.m.
M. 1	at East Carolina #	2 p.m.	A. 15	UNC WILMINGTON	6 p.m.
M. 3	XAVIER	5 p.m.	A. 17	APPALACHIAN STATE*	6 p.m.
M. 6	UNC GREENSBORO*	6 p.m.	A. 18	APPALACHIAN STATE*	1 p.m.
M. 7	UNC GREENSBORO*	1 p.m.	A. 19	APPALACHIAN STATE*	1 p.m.
M. 8	UNC GREENSBORO*	1 p.m.	A. 22	at Coastal Carolina	6 p.m.
M. 10	QUINNIPIAC	5 p.m.	A. 24	at UNC Asheville	6 p.m.
M. 11	at Charleston Southern	2 p.m.	A. 25	at UNC Asheville (DH)	1 p.m.
M. 13	WESTERN CAROLINA*	6 p.m.	A. 28	COASTAL CAROLINA	5 p.m.
M. 14	WESTERN CAROLINA*	1 p.m.	M. 1	DAVIDSON*	6 p.m.
M. 15	WESTERN CAROLINA*	1 p.m.	M. 2	DAVIDSON*	1 p.m.
M. 17	MERCER	6 p.m.	M. 3	DAVIDSON*	1 p.m.
M. 18	at Coastal Carolina	5 p.m.	M. 6	CHARLESTON SO. (DH)	4 p.m.
M. 20	at Samford*	6 p.m.	M. 8	at Wofford*	7 p.m.
M. 21	at Samford*	1 p.m.	M. 9	at Wofford*	3 p.m.
M. 22	at Samford*	1 p.m.	M. 10	at Wofford*	1 p.m.
M. 24	SOUTH CAROLINA	7 p.m.	M. 12	at Clemson	6:30 p.m.
M. 27	FURMAN*	6 p.m.	M. 14	at The Citadel*	6 p.m.
M. 28	FURMAN*	1 p.m.	M. 15	at The Citadel*	6 p.m.
M. 29	FURMAN*	1 p.m.	M. 16	at The Citadel*	1 p.m.
M. 31	at Charleston Southern	2 p.m.	M. 20-24	at SoCon Tournament	
A. 3	at Georgia Southern*	7 p.m.		(Fluor Field; Greenville, S.C.)	
A. 4	at Georgia Southern*	6 p.m.		* - Southern Conference game	
A. 5	at Georgia Southern*	1:30 p.m.		# - Keith LeClair Classic	
				(Greenville, N.C.)	

## 2009 College of Charleston Roster

No.	Name	Pos.	B/T	Ht.	Wt.	Cl.	Hometown/High School (Prev. College)
1	Thomas Brittle	OF	L/L	5-9	165	Fr.	Moncks Corner, S.C./Berkeley
2	Joey Bergman	INF	L/R	5-10	190	Jr.	Jacksonville, Fla./Bishop Kenny
3	Corey Ashner	INF	R/R	5-11	175	Jr.	Kansas City, Kan. (UCLA)
4	Mike Hentz	INF	R/R	5-10	180	Sr.	Port St. Lucie, Fla./Port St. Lucie
5	Curtis Dowling	P	R/R	5-10	170	Sr.	Columbia, S.C./Irmo
6	Hutson Dodds	OF	R/R	5-9	185	So.	Charleston, S.C./Porter Gaud
7	Michael Dangerfield	INF	R/R	5-9	160	Fr.	Moncks Corner, S.C./Berkeley
9	Kevin Decker	P	R/R	6-0	185	Jr.	Washington, Ind./Washington (Seminole C.C.)
10	Clay McCord	OF	L/L	5-9	160	Sr.	Atlanta, Ga./The Lovett School
11	Austin Morgan	C	R/R	6-0	200	Sr.	Katy, Texas/Cinco Rancho (Blinn)
12	Cole Rakar	INF/OF	R/R	5-10	180	So.	Mount Pleasant, S.C./Wando
14	Rob Kral	C	R/L	5-9	190	So.	Randolph, N.J./Randolph
15	Matt Mansilla	OF	R/R	6-1	190	Sr.	Fort Lauderdale, Fla (Miami-Dade C.C.)
17	Matt Leeds	INF	S/R	6-0	185	So.	Boca Raton, Fla./American Heritage
18	Travis Stewart	RHP	R/R	6-6	230	Jr.	Laurel, Md./St. Vincent Palotti (NW Shoals C.C.)
19	Joash Brodin	INF	S/R	6-3	200	Sr.	Olympia, Wash./N. Thruston (Green River J.C.)
21	Jeff Dulaney	LHP	L/L	5-10	175	Jr.	Woodbine, Md./Glenelg (SMC)
22	Justin Brewer	INF	L/R	5-9	190	Jr.	Greer, S.C./Eastside (SMC)
23	David Peterson	RHP	R/R	6-3	190	Fr.	Walnut Creek, Calif./Los Comas
24	Greg Blake	INF/OF	L/R	6-1	200	Jr.	Westerly, R.I./Westerly (Lake City C.C.)
25	Spencer Terry	P	R/R	6-5	210	So.	Charlotte, N.C./Weddington
26	Casey Lucchese	P	R/R	6-4	185	So.	Lexington, Ky./Dunbar
27	Nick Osterman	P	R/R	5-10	150	So.	Goose Creek, S.C./Stratford
28	Kolby Epley	C	R/R	6-0	185	So.	Charlotte, N.C./Forbush
29	Brandon Sizemore	INF	R/R	5-10	200	Sr.	Jacksonville, Fla./Bolles School (Tallahassee C.C.)
30	Russ Tomlinson	P	R/R	6-1	190	Jr.	Columbia, S.C./Dutch Fork
31	Tom Schiller	P	R/R	6-1	180	Jr.	Rochester, N.Y./Brighton (Monroe C.C.)
33	Jesse Simpson	P	R/R	6-0	175	Sr.	Baton Rouge, La./Zachary (Mississippi)
34	Ryan Daniels	P	L/R	6-0	240	Jr.	Victoria, Texas/St. Joseph (Blinn)
35	Robert Jeroszko	P	R/R	6-3	185	So.	Greenville, S.C./J.L. Mann
36	Evan Goldberg	P	R/R	6-0	175	So.	Simpsonville, S.C./Hillcrest (South Carolina)
37	Aaron Bouronich	P	L/L	6-2	185	Fr.	Summerville, S.C./Summerville
39	Joey Vitale	C/OF	R/R	5-8	170	So.	Atlanta, Ga./Holy Innocents
40	Owen Brittle	P	L/L	5-10	170	Sr.	Moncks Corner, S.C./Lakewood (F-D Tech)



## 2008 Results

(39-20, 18-9/2nd)

Date	Opponent	Result	Date	Opponent	Result
F. 23	GEORGE MASON	W, 10-9	A. 6	at Appalachian State*	W, 7-6 (10)
F. 23	GEORGE MASON	W, 28-14	A. 8	SAVANNAH STATE	W, 11-1
F. 24	GEORGE MASON	W, 7-6	A. 11	at Furman*	L, 11-9
F. 26	COASTAL CAROLINA	W, 13-12 (11)	A. 12	at Furman*	L, 5-3
F. 29	CLEMSON	L, 7-6	A. 13	at Furman*	L, 9-5
M. 1	JACKSONVILLE STATE	W, 11-5	A. 16	at Charleston Southern	W, 4-2
M. 1	JACKSONVILLE STATE	W, 17-7	A. 18	ELON*	L, 15-14
M. 2	JACKSONVILLE STATE	L, 2-1	A. 19	ELON*	W, 17-1
M. 4	SAVANNAH STATE	W, 26-8	A. 20	ELON*	W, 13-6
M. 5	CHARLESTON SO.	W, 12-4	A. 22	at Coastal Carolina	L, 8-6
M. 8	TEXAS-SAN ANTONIO	L, 20-12	A. 25	THE CITADEL*	W, 12-2
M. 8	TEXAS-SAN ANTONIO	W, 20-16	A. 26	THE CITADEL*	W, 4-1
M. 9	TEXAS-SAN ANTONIO	W, 9-4	A. 27	THE CITADEL*	W, 9-6
M. 11	at The Citadel	L, 13-1	M. 2	at UNC Greensboro*	L, 6-3
M. 12	at Winthrop	W, 17-6	M. 3	at UNC Greensboro*	L, 12-9
M. 14	INDIANA STATE	W, 13-1	M. 4	at UNC Greensboro*	L, 18-17
M. 15	INDIANA STATE	W, 9-4	M. 7	CHARLESTON SO.	W, 13-4
M. 15	INDIANA STATE	L, 26-20	M. 9	WOFFORD*	W, 10-7
M. 16	INDIANA STATE	L, 6-3	M. 10	WOFFORD*	W, 20-1
M. 18	SOUTH CAROLINA	L, 13-1	M. 10	WOFFORD*	W, 10-0
M. 21	at Davidson*	W, 31-3	M. 13	at Clemson	L, 12-6
M. 22	at Davidson*	W, 13-4	M. 16	at Western Carolina*	W, 10-4
M. 23	at Davidson*	W, 8-6	M. 16	at Western Carolina*	W, 20-9
M. 26	at South Carolina	L, 5-3	M. 17	at Western Carolina*	L, 13-12
M. 28	GEORGIA SOUTHERN*	L, 15-9	M. 21	vs. Western Carolina #	W, 5-4
M. 29	GEORGIA SOUTHERN*	W, 5-4	M. 22	vs. Furman #	W, 12-8
M. 30	GEORGIA SOUTHERN*	W, 7-6	M. 24	vs. Furman #	W, 12-11
A. 1	at Charleston Southern	W, 5-2	M. 25	vs. Elon @	L, 17-8
A. 2	WINTHROP	W, 5-4	* - Southern Conference game		
A. 4	at Appalachian State*	W, 16-13	# - Southern Conference Tournament		
A. 5	at Appalachian State*	W, 8-2	(Charleston, S.C.)		



## Head Coach Monte Lee

Alma Mater (Year): Coll. of Charleston (2000)

### Coaching:

Ass't. coach, Spartanburg Methodist, 2001-02

Ass't. coach, South Carolina, 2002-08

Head coach, Coll. of Charleston, 2009-pres.

Record at CofC (Years): .....0-0 (First)

Overall record (Years): .....0-0 (First)



Patriots Point Stadium

## 2008 Statistics

Batting	AVG	GP	GS	AB	R	H	2B	3B	HR	RBI	TB	SLG%	BB	HBP	SO	GDP	OB%	SF	SH	SB	ATT	PO	A	E	FLD%
Jeremie Tice	.393	59	59	229	80	90	21	3	25	83	192	.838	40	8	44	5	.495	2	3	2	2	41	95	14	.907
Mike Hentz	.352	57	57	182	58	64	15	3	7	44	106	.582	37	8	42	1	.478	1	6	8	11	76	154	15	.939
Stuart Haywood	.347	59	59	213	55	74	11	1	7	45	108	.507	29	2	49	4	.425	3	6	15	17	128	3	3	.978
Clay McCord	.333	51	37	162	46	54	10	1	4	29	78	.481	38	3	23	1	.461	3	7	14	19	57	3	4	.938
Brandon Sizemore	.327	59	59	251	69	82	24	2	20	82	170	.677	14	13	50	2	.389	2	6	11	12	123	164	9	.970
Gabe Marchant	.321	57	55	215	69	69	12	3	15	56	132	.614	29	17	39	3	.439	1	11	10	15	95	2	3	.970
Michael Harrington	.316	58	58	234	71	74	15	2	26	82	171	.731	36	10	42	4	.421	5	2	0	2	357	16	7	.982
Michael Kohn	.310	48	40	158	37	49	10	0	10	52	89	.563	33	5	46	1	.437	3	0	1	4	15	1	0	1.000
Austin Morgan	.301	57	56	163	43	49	14	1	3	37	74	.454	22	8	36	5	.405	2	4	6	7	379	44	4	.991
Tony Esquith	.429	13	2	14	5	6	1	0	0	0	7	.500	2	0	2	1	.500	0	0	0	0	34	2	0	1.000
Corey Ashner	.429	13	1	14	7	6	2	0	1	6	11	.786	3	0	1	3	.529	0	1	0	0	5	1	2	.750
Cole Rakar	.395	28	1	38	10	15	3	0	3	14	27	.711	4	0	8	0	.452	0	0	0	0	8	15	3	.885
Kolby Epley	.333	16	1	6	2	2	0	0	0	0	2	.333	2	0	2	0	.500	0	0	0	0	31	5	5	.878
Joash Brodin	.329	33	15	76	19	25	6	1	4	17	45	.592	11	0	12	1	.414	0	2	2	3	135	6	2	.986
Joey Bergman	.327	44	20	98	27	32	11	1	1	16	48	.490	8	2	9	2	.389	0	2	4	4	15	4	1	.950
Matt Leeds	.300	30	2	40	10	12	4	0	1	13	19	.475	3	0	13	0	.349	0	1	0	0	10	7	0	1.000
Matt Mansilla	.282	24	6	39	12	11	2	0	3	10	22	.564	13	2	11	1	.473	1	0	1	1	13	3	2	.889
Jedd Cordisco	.222	8	3	9	7	2	0	0	0	2	2	.222	4	2	1	1	.533	0	0	0	0	4	0	0	1.000
Hudson Dodds	.143	5	0	7	0	1	0	0	0	1	1	.143	0	0	4	0	.143	0	0	0	0	19	0	0	1.000
<b>Totals</b>	<b>.334</b>	<b>59</b>	<b>59</b>	<b>2148</b>	<b>627</b>	<b>717</b>	<b>161</b>	<b>18</b>	<b>130</b>	<b>589</b>	<b>1304</b>	<b>.607</b>	<b>328</b>	<b>80</b>	<b>434</b>	<b>35</b>	<b>.436</b>	<b>23</b>	<b>51</b>	<b>71</b>	<b>97</b>	<b>1570</b>	<b>599</b>	<b>87</b>	<b>.961</b>
<b>Opponents</b>	<b>.298</b>	<b>59</b>	<b>59</b>	<b>2124</b>	<b>446</b>	<b>633</b>	<b>119</b>	<b>6</b>	<b>74</b>	<b>406</b>	<b>986</b>	<b>.464</b>	<b>260</b>	<b>68</b>	<b>480</b>	<b>43</b>	<b>.389</b>	<b>17</b>	<b>31</b>	<b>74</b>	<b>78</b>	<b>1527</b>	<b>486</b>	<b>106</b>	<b>.950</b>
Pitching	ERA	W	L	APP	GS	CG	SHO	CBO	SV	IP	H	R	ER	BB	SO	2B	3B	HR	AB	B/Avg	WP	HBP	BK	SFA	SHA
Jesse Simpson	3.88	9	3	23	7	2	0	0	6	72.0	71	43	31	28	83	12	0	8	280	.254	8	4	0	2	4
Jake Goldberg	4.71	4	3	17	12	0	0	0	0	78.1	99	59	41	20	49	18	1	5	321	.308	8	7	0	2	7
Austin Garrett	7.28	6	2	16	11	0	0	1	0	59.1	69	57	48	31	52	13	0	10	241	.286	8	14	0	1	4
Owen Brittle	0.00	0	0	4	0	0	0	0	0	1.1	2	0	0	1	1	1	0	0	6	.333	1	0	0	0	0
Michael Kohn	2.08	0	1	14	0	0	0	1	4	13.0	9	4	3	14	16	1	0	0	46	.196	2	3	1	1	0
Mike Lynn	4.71	3	0	21	1	0	0	0	3	49.2	48	29	26	22	43	6	2	2	192	.250	3	8	0	1	3
Casey Lucchese	6.28	5	3	13	7	0	0	0	0	43.0	55	37	30	26	45	8	2	4	173	.318	13	4	0	2	1
Jordan Tiegs	6.53	1	0	13	4	0	0	0	1	40.0	53	32	29	16	27	11	1	4	164	.323	8	4	1	1	3
Curtis Dowling	6.95	2	0	14	0	0	0	0	1	22.0	32	22	17	9	19	11	0	5	94	.340	3	2	0	2	2
Clay Caulfield	7.54	4	3	12	10	0	0	0	0	45.1	57	40	38	23	35	11	0	7	180	.317	4	6	0	1	4
Nick Osterman	7.88	0	0	14	0	0	0	1	1	16.0	17	18	14	6	16	2	0	4	68	.250	4	3	0	0	0
Pete VandenBout	7.94	0	1	12	0	0	0	0	0	11.1	18	10	10	5	11	3	0	1	46	.391	0	3	0	2	2
Danny Meszaros	9.63	5	4	18	7	0	0	0	1	52.1	77	63	56	34	62	19	0	16	231	.333	4	4	0	0	0
Evan Goldberg	11.12	0	0	8	0	0	0	0	1	11.1	15	14	14	15	11	3	0	5	48	.313	3	1	0	1	1
Spencer Terry	15.43	0	0	3	0	0	0	0	0	7.0	7	12	12	6	10	0	0	3	26	.269	0	4	0	1	0
Matt Baran	40.50	0	0	3	0	0	0	0	0	1.1	4	6	6	4	0	0	0	0	8	.500	2	1	0	0	0
<b>Totals</b>	<b>6.40</b>	<b>39</b>	<b>20</b>	<b>59</b>	<b>59</b>	<b>2</b>	<b>1</b>	<b>1</b>	<b>18</b>	<b>523.1</b>	<b>633</b>	<b>446</b>	<b>372</b>	<b>260</b>	<b>480</b>	<b>119</b>	<b>6</b>	<b>74</b>	<b>2124</b>	<b>.298</b>	<b>71</b>	<b>68</b>	<b>2</b>	<b>17</b>	<b>31</b>
<b>Opponents</b>	<b>9.46</b>	<b>20</b>	<b>39</b>	<b>59</b>	<b>59</b>	<b>0</b>	<b>0</b>	<b>0</b>	<b>9</b>	<b>509.0</b>	<b>717</b>	<b>627</b>	<b>535</b>	<b>328</b>	<b>434</b>	<b>161</b>	<b>18</b>	<b>130</b>	<b>2148</b>	<b>.334</b>	<b>64</b>	<b>80</b>	<b>9</b>	<b>23</b>	<b>51</b>

# THE CITADEL

INTRODUCTION



*Lt. Gen. John W. Rosa, Jr.  
President*

SOUTHERN CONFERENCE



*Larry Leckonby  
Director of Athletics*

TEAM PROFILES




*Lt. Col. William Sharbrough  
Faculty Athletics Rep.*

2008 IN REVIEW



*Kelly Simpson  
Senior Woman Admin.*

HISTORY



*Patrick Walsh  
Baseball SID*

AWARDS

RECORDS

## Quick Facts

Location: ..... Charleston, S.C.  
Founded: ..... 1842  
Enrollment: ..... 2,086  
Nickname: ..... Bulldogs  
Colors: ..... Citadel Blue and White  
President: ..... Lt. Gen. John W. Rosa, Jr.  
Director of Athletics: ..... Larry Leckonby  
Stadium (capacity): ..... Joseph P. Riley, Jr. Park (6,000)  
Press Box Phone: ..... (843) 965-4151

Head Coach: ..... Fred Jordan  
Alma Mater (Year): ..... The Citadel (1979)  
Record at The Citadel (Years): ..... 586-428 (17)  
Overall Record (Years): ..... 586-428 (17)  
Baseball Office Phone: ..... (843) 953-5285  
Assistant Coaches:  
..... David Beckley (The Citadel, 1996)  
..... Randy Carlson (Lander, 2003)  
..... Jon Aughey (The Citadel, 2005)

2008 Record: ..... 28-28  
Conference Record (place): ..... 12-15 (eighth)  
Home: ..... 22-15  
Away: ..... 6-13  
Neutral: ..... 0-0  
Letterman Returning/Lost: ..... 20/5  
Starters Returning/Lost: ..... 7/2  
Pitchers Returning/Lost: ..... 12/2

Baseball Contact: ..... Patrick Walsh  
E-mail: ..... patrick.walsh@citadel.edu  
Office: ..... (843) 953-7590  
Fax: ..... (843) 953-6727  
Website: ..... www.CitadelSports.com

## 2009 Schedule

Date	Opponent	Time	Date	Opponent	Time
F. 20	INDIANA STATE	5 p.m.	A. 8	CHARLESTON SO.	6 p.m.
F. 21	INDIANA STATE (DH)	12 p.m.	A. 10	at Davidson*	7 p.m.
F. 22	INDIANA STATE	12 p.m.	A. 11	at Davidson*	7 p.m.
F. 27	RADFORD @	2:30 p.m.	A. 12	at Davidson*	1 p.m.
F. 28	TENNESSEE TECH @	11 a.m.	A. 14	SAVANNAH STATE	4 p.m.
F. 28	MARSHALL @	2:30 p.m.	A. 15	at South Carolina	7 p.m.
M. 1	TENNESSEE TECH @	2:30 p.m.	A. 17	at UNC Greensboro*	7 p.m.
M. 4	at Coastal Carolina	4 p.m.	A. 18	at UNC Greensboro*	2 p.m.
M. 6	ELON*	6 p.m.	A. 19	at UNC Greensboro*	1 p.m.
M. 7	ELON*	2 p.m.	A. 22	at Winthrop	6 p.m.
M. 8	ELON*	1 p.m.	A. 24	GEORGIA SOUTHERN*	6 p.m.
M. 9	QUINNIPIAC	6 p.m.	A. 25	GEORGIA SOUTHERN*	2 p.m.
M. 11	MERCER	6 p.m.	A. 26	GEORGIA SOUTHERN*	1 p.m.
M. 13	at Appalachian State*	3 p.m.	M. 1	SAMFORD*	6 p.m.
M. 14	at Appalachian State*	2 p.m.	M. 2	SAMFORD*	2 p.m.
M. 15	at Appalachian State*	1 p.m.	M. 3	SAMFORD*	1 p.m.
M. 20	at Western Carolina*	6 p.m.	M. 5	PRESBYTERIAN	4 p.m.
M. 21	at Western Carolina*	6 p.m.	M. 6	USC UPSTATE	4 p.m.
M. 22	at Western Carolina*	2 p.m.	M. 7	at Furman*	7 p.m.
M. 26	AIR FORCE	6 p.m.	M. 8	at Furman*	3 p.m.
M. 27	AIR FORCE	6 p.m.	M. 10	at Furman*	1 p.m.
M. 28	AIR FORCE	2 p.m.	M. 12	at Presbyterian	3 p.m.
M. 29	AIR FORCE	1 p.m.	M. 14	COLL. OF CHARLESTON*	6 p.m.
M. 31	SOUTH CAROLINA	7 p.m.	M. 15	COLL. OF CHARLESTON*	6 p.m.
A. 1	WINTHROP	6 p.m.	M. 16	COLL. OF CHARLESTON*	1 p.m.
A. 3	WOFFORD*	7 p.m.	M. 20-24	at SoCon Tournament	
A. 4	WOFFORD*	2 p.m.		(Fluor Field; Greenville, S.C.)	
A. 5	WOFFORD*	1 p.m.		* - Southern Conference game	
A. 7	at College of Charleston	6 p.m.		@ - The Citadel Memorial Challenge	

## 2009 The Citadel Roster

No.	Name	Pos.	B/T	Ht.	Wt.	Cl.	Hometown/High School (Prev. College)
1	Trey Thomas	OF	R/R	6-0	185	Sr.	James Island, S.C./James Island
2	Justin Mackert	OF	R/R	6-0	195	Fr.	Cleveland, Ohio/St. Ignatius
3	Bryan Altman	INF	R/R	6-1	170	R-Jr.	Summerville, S.C./Summerville
4	Matt Crim	LHP	L/L	6-0	190	Sr.	Summerville, S.C./Stratford
5	Jim Johnson	OF	L/R	5-9	160	Fr.	Mount Pleasant, S.C./Wando
6	Sid Fallaw	C	R/R	5-11	190	Sr.	Columbia, S.C./W.W. King Academy
8	Nick Orvin	INF/OF	R/R	5-11	180	Fr.	Moncks Corner, S.C./Berkeley
9	Asher Wojciechowksi	RHP	R/R	6-4	205	So.	Beaufort, S.C./Beaufort
10	Chris Boyce	RHP	R/R	5-8	170	Jr.	Simpsonville, S.C./Hillcrest
11	Matt Simonelli	OF	R/R	5-10	170	R-So.	Orlando, Fla./Lake Mary
12	Kyle Jordan	INF	R/R	5-10	170	Jr.	Goose Creek, S.C./Stratford
13	Matt Reifsnider	RHP/C/INF	R/R	5-11	165	Jr.	Ormand Beach, Fla./Allen Nease
14	David Greene	INF	R/R	6-3	200	Fr.	Columbia, S.C./Richland Northeast
15	Wes Wrenn	RHP	R/R	5-11	185	Sr.	High Point, N.C./Wesleyan Christian Acad.
16	Matt Talley	LHP	L/L	6-6	175	So.	Sumter, S.C./Wilson Hall
17	Nick Sprowls	LHP	R/L	5-7	165	Jr.	Mount Pleasant, S.C./Wando
18	Richard Jones	C	L/R	6-0	210	Jr.	Sumter, S.C./Wilson Hall
19	Jeremy Long	RHP	R/R	5-10	190	Fr.	Clover, S.C./Clover
22	Sonny Meade	OF/P/INF	R/R	6-5	230	Sr.	Summerville, S.C./Stratford
23	TJ Clarkson	RHP/OF	R/R	6-3	195	Fr.	Coral Springs, Fla./Coral Springs
24	Chris McGuinness	INF/LHP	L/L	6-0	190	Jr.	James Island, S.C./James Island
25	Raymond Copenhaver	RHP	R/R	6-4	200	Jr.	Apopka, Fla./Apopka
27	Damon Ardis	INF	R/R	6-3	205	Fr.	Goose Creek, S.C./Stratford
28	Drew Mahaffey	LHP	L/L	6-1	175	So.	Summerville, S.C./Summerville
29	William Ladd	OF	R/R	6-1	195	R-Fr.	Winnsboro, S.C./Richard Winn Academy
30	Zach Garrett	RHP	R/R	6-2	230	Fr.	Alpharetta, Ga./Alpharetta
31	Johnny Dangerfield	INF	R/R	5-11	160	Sr.	Moncks Corner, S.C./Berkeley
32	Brian Shubsda	OF	R/R	6-1	190	Sr.	Toms River, N.J./Christian Brothers Acad.
33	Joey Welling	OF	R/R	5-9	175	Sr.	Charleston, S.C./Bishop England
35	Legare Jones	INF	R/R	5-8	160	So.	Columbia, S.C./Blythewood
36	Grant Richards	C	R/R	5-11	165	So.	Morrisville, N.C./Cardinal Gibbons
43	Chris Evans	LHP	L/L	6-0	180	Fr.	Moncks Corner, S.C./Berkeley
44	Kirk Sims	C	R/R	5-11	220	So.	Columbia, S.C./Dreher
45	Chase Martin	RHP	R/R	6-2	205	R-So.	Weddington, N.C./Charlotte Christian



# BULLDOGS

## 2008 Results

(28-28, 12-15/8th)

Date	Opponent	Result	Date	Opponent	Result
F. 23	DELAWARE	L, 7-2	A. 6	at Wofford*	L, 6-5 (10)
F. 23	DELAWARE	W, 12-0	A. 8	at Charleston Southern	W, 7-4
F. 24	DELAWARE	L, 6-4	A. 11	DAVIDSON*	W, 9-3
F. 27	UNC WILMINGTON	W, 3-1	A. 12	DAVIDSON*	W, 9-1
F. 29	NORTH CAROLINA A&T W, 2-1 (10)		A. 13	DAVIDSON*	W, 12-7
M. 1	LOUISVILLE	W, 1-0 (10)	A. 15	at UNC Wilmington	L, 16-6
M. 2	NORTH CAROLINA STATE	L, 4-3	A. 16	at East Carolina	L, 4-3 (10)
M. 4	USC UPSTATE	W, 10-1	A. 18	UNC GREENSBORO*	L, 3-1
M. 5	USC UPSTATE	W, 4-3 (12)	A. 19	UNC GREENSBORO*	L, 9-3
M. 8	EVANSVILLE	W, 13-8	A. 20	UNC GREENSBORO*	W, 8-7
M. 8	WRIGHT STATE	W, 6-4	A. 25	at College of Charleston*	L, 12-2
M. 9	UNC ASHEVILLE	W, 13-7	A. 26	at College of Charleston*	L, 4-1
M. 11	COLL. OF CHARLESTON	W, 13-1	A. 27	at College of Charleston*	L, 9-6
M. 12	INDIANA STATE	L, 4-3	A. 30	at Coastal Carolina	L, 9-1
M. 14	at Elon*	L, 7-2	M. 2	at Georgia Southern*	L, 17-13
M. 15	at Elon*	W, 5-4	M. 3	at Georgia Southern*	W, 12-8
M. 16	at Elon*	L, 8-7	M. 4	at Georgia Southern*	L, 6-5
M. 18	CHARLESTON SO.	W, 5-3	M. 7	at Winthrop	W, 14-7
M. 21	FURMAN*	L, 11-4	M. 9	WESTERN CAROLINA*	L, 11-3
M. 22	FURMAN*	W, 10-1	M. 10	WESTERN CAROLINA*	L, 5-2 (10)
M. 23	FURMAN*	W, 5-2	M. 10	WESTERN CAROLINA*	L, 11-2
M. 25	COASTAL CAROLINA	L, 5-1	M. 13	at South Carolina	L, 10-2
M. 26	WINTHROP	L, 11-6	M. 15	PRESBYTERIAN	W, 3-2
M. 28	APPALACHIAN STATE*	W, 6-5	M. 16	PRESBYTERIAN	W, 9-6
M. 29	APPALACHIAN STATE*	L, 14-6	M. 17	PRESBYTERIAN	W, 11-1
M. 30	APPALACHIAN STATE*	W, 9-6	M. 20	WOFFORD #	L, 8-4
A. 1	SOUTH CAROLINA	L, 7-4	* - Southern Conference game		
A. 2	at Mercer	L, 9-5	# - Southern Conference Tournament		
A. 5	at Wofford*	W, 6-2	(Charleston, S.C.)		
A. 6	at Wofford*	W, 18-2			



## Head Coach Fred Jordan

Alma Mater (Year): .....The Citadel (1979)

### Coaching:

Head coach, The Citadel, 1992-pres.

Record at CIT (Years):..... 586-428 (17)

Overall record (Years):..... 586-428 (17)



Joseph P. Riley, Jr. Park

## 2008 Statistics

Batting	AVG	GP	GS	AB	R	H	2B	3B	HR	RBI	TB	SLG%	BB	HBP	SO	GDP	OB%	SF	SH	SB	ATT	PO	A	E	FLD%
Sonny Meade	.393	56	56	229	49	90	16	0	5	46	121	.528	24	0	25	6	.438	7	3	3	3	122	4	5	.962
Chris Swauger	.360	56	56	214	59	77	18	2	10	35	129	.603	51	3	35	3	.485	2	1	3	8	101	4	0	1.000
Richard Jones	.281	56	55	221	34	62	12	1	11	44	109	.493	21	5	58	3	.352	3	0	2	2	203	24	5	.978
Chris McGuinness	.276	55	55	196	41	54	11	0	10	41	95	.485	42	6	29	3	.413	3	0	1	3	488	30	1	.998
Matt Arnold	.263	56	56	213	32	56	9	3	5	39	86	.404	24	2	27	6	.335	6	3	6	7	42	115	17	.902
Bryan Altman	.260	56	54	223	32	58	10	0	5	35	83	.372	15	4	32	6	.314	3	6	2	5	123	165	13	.957
Kyle Jordan	.245	56	55	200	29	49	13	0	7	37	83	.415	11	3	65	2	.294	0	8	0	1	84	155	17	.934
Matt Simonelli	.281	16	16	57	13	16	6	0	1	3	25	.439	5	6	6	2	.397	0	2	2	3	32	2	0	1.000
Matt Reifsnider	.265	19	17	68	11	18	2	0	2	12	26	.382	3	2	15	0	.315	0	0	0	0	51	11	1	.984
Sid Fallaw	.258	32	29	97	8	25	3	0	1	8	31	.320	8	7	13	4	.351	2	1	0	1	154	17	1	.994
Trey Thomas	.220	26	12	41	3	9	2	0	0	4	11	.268	5	3	5	0	.333	2	2	0	1	20	2	0	1.000
Brian Shubsda	.176	18	7	34	2	6	1	0	0	2	7	.206	2	0	10	2	.216	1	1	0	0	17	2	1	.950
Brad Felder	.171	35	24	82	16	14	2	1	1	4	21	.256	9	0	20	2	.253	0	2	4	6	45	0	4	.918
Conrad Kellahan	.167	29	12	48	11	8	0	1	0	3	10	.208	11	1	16	1	.333	0	3	0	0	3	10	1	.929
Aaron Johnson	.111	10	0	9	1	1	0	0	0	3	1	.111	3	0	5	0	.333	0	0	0	0	0	0	0	.000
Johnny Dangerfield	.000	3	0	2	0	0	0	0	0	0	0	.000	0	0	0	0	.000	0	0	0	0	1	4	0	1.000
<b>Totals</b>	<b>.281</b>	<b>56</b>	<b>56</b>	<b>1934</b>	<b>341</b>	<b>543</b>	<b>105</b>	<b>8</b>	<b>58</b>	<b>316</b>	<b>838</b>	<b>.433</b>	<b>234</b>	<b>42</b>	<b>361</b>	<b>40</b>	<b>.366</b>	<b>29</b>	<b>32</b>	<b>23</b>	<b>40</b>	<b>1500</b>	<b>651</b>	<b>78</b>	<b>.965</b>
<b>Opponents</b>	<b>.301</b>	<b>56</b>	<b>56</b>	<b>1985</b>	<b>330</b>	<b>598</b>	<b>126</b>	<b>7</b>	<b>37</b>	<b>294</b>	<b>849</b>	<b>.428</b>	<b>206</b>	<b>33</b>	<b>363</b>	<b>35</b>	<b>.373</b>	<b>22</b>	<b>41</b>	<b>45</b>	<b>60</b>	<b>1475</b>	<b>601</b>	<b>73</b>	<b>.966</b>
Pitching	ERA	W	L	APP	GS	CG	SHO	CBO	SV	IP	H	R	ER	BB	SO	2B	3B	HR	AB	B/Avg	WP	HBP	BK	SFA	SHA
Asher Wojciechowsk	4.50	5	1	14	12	0	0	1	0	76.0	70	41	38	40	78	16	1	5	288	.243	10	6	2	1	4
Wes Wrenn	4.66	5	5	14	13	1	0	0	0	87.0	102	46	45	24	48	29	1	9	334	.305	5	5	0	2	10
Matt Crim	4.85	6	6	14	13	0	0	1	0	72.1	93	55	39	24	58	14	2	2	296	.314	2	6	1	3	6
Trey Thomas	0.00	0	0	2	0	0	0	0	0	1.1	2	0	0	2	1	0	0	0	6	.333	0	0	0	0	0
Brett Bull	4.50	2	1	16	1	0	0	0	0	32.0	31	18	16	21	24	7	1	2	118	.263	6	2	0	2	0
Drew Mahaffey	4.82	0	0	8	1	0	0	0	0	9.1	6	5	5	3	10	3	1	0	32	.188	0	0	0	1	1
Matt Reifsnider	4.93	4	5	33	0	0	0	2	9	45.2	58	27	25	22	40	7	0	5	187	.310	4	1	1	0	7
Raymond Copenhaver	5.16	1	3	36	0	0	0	2	0	45.1	53	31	26	16	28	11	0	4	177	.299	4	6	2	1	3
Timmy Martin	5.35	2	0	16	1	0	0	0	1	33.2	45	21	20	4	15	8	0	2	142	.317	1	4	1	1	2
Nick Sprowls	6.28	1	0	14	0	0	0	0	0	14.1	20	14	10	12	6	5	0	1	59	.339	4	0	1	2	2
Matt Talley	6.33	2	4	15	9	0	0	0	0	42.2	60	34	30	23	26	14	1	6	174	.345	5	1	0	3	3
Chris McGuinness	6.97	0	3	6	6	0	0	0	0	20.2	28	18	16	8	14	6	0	0	89	.315	2	2	0	3	1
Chris Boyce	7.78	0	0	17	0	0	0	0	0	19.2	30	20	17	7	15	6	0	1	83	.361	5	0	1	3	2
<b>Totals</b>	<b>5.17</b>	<b>28</b>	<b>28</b>	<b>56</b>	<b>56</b>	<b>1</b>	<b>2</b>	<b>2</b>	<b>10</b>	<b>500.0</b>	<b>598</b>	<b>330</b>	<b>287</b>	<b>206</b>	<b>363</b>	<b>126</b>	<b>7</b>	<b>37</b>	<b>1985</b>	<b>.301</b>	<b>48</b>	<b>33</b>	<b>9</b>	<b>22</b>	<b>41</b>
<b>Opponents</b>	<b>5.45</b>	<b>28</b>	<b>28</b>	<b>56</b>	<b>56</b>	<b>2</b>	<b>0</b>	<b>0</b>	<b>8</b>	<b>491.2</b>	<b>543</b>	<b>341</b>	<b>298</b>	<b>234</b>	<b>361</b>	<b>105</b>	<b>8</b>	<b>58</b>	<b>1934</b>	<b>.281</b>	<b>41</b>	<b>42</b>	<b>8</b>	<b>29</b>	<b>32</b>



Thomas W. Ross  
President



Jim Murphy  
Director of Athletics



Dr. Fred Smith  
Faculty Athletics Rep.



Katy McNay  
Senior Woman Admin.



Lauren Biggers  
Baseball SID

## Quick Facts

Location: ..... Davidson, N.C.  
Founded: ..... 1837  
Enrollment: ..... 1,700  
Nickname: ..... Wildcats  
Colors: ..... Red and Black  
President: ..... Thomas W. Ross  
Director of Athletics: ..... Jim Murphy  
Stadium (capacity): ..... Wilson Field (700)  
Press Box Phone: ..... (704) 894-2740

Head Coach: ..... Dick Cooke  
Alma Mater (Year): ..... Richmond (1978)  
Record at Davidson (Years): ..... 347-565-1 (18)  
Overall Record (Years): ..... 358-597-1 (19)  
Baseball Office Phone: ..... (704) 894-2368  
Assistant Coaches:  
..... Mike Zandler (Bridgewater, 1991)  
..... Toby Bicknell (Wingate, 2002)  
..... Sean Lennox (Davidson, 2007)

2008 Record: ..... 12-38  
Conference Record (place): ..... 4-23 (tenth)  
Home: ..... 10-17  
Away: ..... 2-20  
Neutral: ..... 0-1  
Letterman Returning/Lost: ..... 18/7  
Starters Returning/Lost: ..... 8/1  
Pitchers Returning/Lost: ..... 14/3

Baseball Contact: ..... Lauren Biggers  
E-mail: ..... labiggers@davidson.edu  
Office: ..... (704) 894-2815  
Fax: ..... (704) 894-2636  
Website: ..... www.davidsonwildcats.com

## 2009 Schedule

Date	Opponent	Time	Date	Opponent	Time
F. 20	OHIO	4 p.m.	A. 1	at North Carolina	6 p.m.
F. 21	LAFAYETTE	3 p.m.	A. 3	at Samford	7 p.m.
F. 21	ARMY	6 p.m.	A. 4	at Samford	2 p.m.
F. 22	LAFAYETTE	1 p.m.	A. 5	at Samford	2 p.m.
F. 24	N.C. CENTRAL	4 p.m.	A. 8	GARDNER-WEBB	6 p.m.
F. 27	CINCINNATI	6 p.m.	A. 10	THE CITADEL*	7 p.m.
F. 28	PENNSYLVANIA	3:30 p.m.	A. 11	THE CITADEL*	7 p.m.
M. 1	PENNSYLVANIA	1 p.m.	A. 12	THE CITADEL*	1 p.m.
M. 1	GEORGETOWN	4 p.m.	A. 14	DUKE	7 p.m.
M. 3	at Auburn	6 p.m.	A. 17	at Georgia Southern*	7 p.m.
M. 4	at Auburn	6 p.m.	A. 18	at Georgia Southern*	6 p.m.
M. 6	FURMAN*	7 p.m.	A. 19	at Georgia Southern*	1:30 p.m.
M. 7	FURMAN*	2 p.m.	A. 21	at Radford	3:30 p.m.
M. 8	FURMAN*	1 p.m.	A. 22	NORTH CAROLINA A&T	6 p.m.
M. 10	YALE	6 p.m.	A. 24	UNC GREENSBORO*	7 p.m.
M. 11	YALE	4 p.m.	A. 25	UNC GREENSBORO*	2 p.m.
M. 13	ELON*	7 p.m.	A. 26	UNC GREENSBORO*	1 p.m.
M. 14	ELON*	2 p.m.	A. 28	at Wake Forest	6 p.m.
M. 15	ELON*	1 p.m.	M. 1	at College of Charleston*	6 p.m.
M. 17	at South Carolina	7 p.m.	M. 2	at College of Charleston*	1 p.m.
M. 20	at Wofford*	6 p.m.	M. 3	at College of Charleston*	1 p.m.
M. 21	at Wofford*	1 p.m.	M. 5	at Duke	7 p.m.
M. 22	at Wofford*	1 p.m.	M. 14	WESTERN CAROLINA*	7 p.m.
M. 24	WAKE FOREST	7 p.m.	M. 15	WESTERN CAROLINA*	6 p.m.
M. 25	at Gardner-Webb	6 p.m.	M. 16	WESTERN CAROLINA*	11 a.m.
M. 27	APPALACHIAN STATE*	7 p.m.	M. 20-24	at SoCon Tournament	
M. 28	APPALACHIAN STATE*	2 p.m.		(Fluor Field; Greenville, S.C.)	
M. 29	APPALACHIAN STATE*	1 p.m.		* - Southern Conference game	

## 2009 Davidson Roster

No.	Name	Pos.	B/T	Ht.	Wt.	Cl.	Hometown/High School (Prev. College)
1	Zach Kayne	IF/P	S/R	5-10	180	Sr.	Roswell, Ga./Lassiter
2	Jake Berman	IF	R/R	6-1	175	Fr.	Dallas, Texas/Fort Worth Country Day
3	James Cerbie	IF	R/R	5-11	180	Fr.	Charlotte, N.C./Providence Day
4	Brett Shore	OF	L/R	5-9	165	Sr.	Kannapolis, N.C./South Rowan
5	Graham Chapman	IF	R/R	6-0	175	Sr.	Holly Springs, N.C./Middle Creek
6	Sam Payne	OF	L/R	5-10	170	So.	Atlanta, Ga./Westminster
7	Chase FitzPatrick	OF	R/R	5-11	185	Sr.	Greenwich, Conn./Greenwich
8	Danny Weiss	INF	R/R	5-9	195	So.	Ft. Myers, Fla./Fort Myers
9	Pat Brady	OF	L/R	6-0	200	Sr.	Westchester, Ill./Fenwick
11	Tommy Piacenza	C	L/R	6-0	200	Jr.	Watertown, Conn./Taft School
12	Seth Freeman	IF	R/R	6-0	165	Fr.	Cherryville, N.C./Cherryville
14	Andy Bass	RHP	R/R	6-4	195	So.	College Grove, Tenn./Battleground Acad.
15	Mac Read	LHP	L/L	5-9	160	So.	Lumberton, N.C./Lumberton
16	Chris Lamb	LHP	L/L	6-0	170	Fr.	Berkeley, Calif./Berkeley
17	Matt Webb	IF/P	R/R	5-10	175	Sr.	Jacksonville, Fla./Stanton
19	Steve Blomberg	P/IF	R/R	6-0	200	Jr.	Watertown, Conn./Taft School
20	Jay Honeycutt	OF/1B	R/R	6-3	210	Jr.	Fuquay-Varnia, N.C./Fuquay-Varnia
21	Chris FitzPatrick	IF	R/R	5-11	175	Sr.	Greenwich, Conn./Greenwich
22	Michael Loeb	RHP	R/R	6-1	190	Fr.	Gaithersburg, Md./St. John's College
23	Mac Hunter	LHP	L/L	6-1	175	So.	Charlotte, N.C./Providence
24	Chris Kennedy	LHP	L/L	6-2	190	Jr.	Asheboro, N.C./SW Randolph
26	Ian Horkley	RHP	R/R	5-11	170	So.	Washington, D.C./Wilson
27	John Edwards	LHP	L/L	5-10	160	Jr.	Lake Forest, Ill./Lawrenceville School
28	Jonathan Fisher	RHP	R/R	5-11	165	Fr.	Huntersville, N.C./Hopewell
29	Brian Russell	RHP	R/R	6-4	195	Fr.	Frankfort, Ill./Lincoln-Way East
30	Thomas Middour	LHP	L/L	6-1	200	Jr.	Decatur, Ga./Lakeside
31	Ryan Overcash	RHP	R/R	6-4	175	Fr.	Concord, N.C./Northwest Cabarrus
33	Matt Sliwiak	RHP	R/R	5-11	170	So.	Gaithersburg, Md./Gonzaga
35	Will General	C	R/R	5-10	215	So.	Branford, Conn./Hopkins School
36	Calvin Sigelbaum	IF	R/R	6-3	185	Fr.	New York, N.Y./Pelham Memorial
37	David Fredlund	RHP	R/R	6-4	200	Fr.	Thomaston, Conn./Thomaston
38	Mike Frongello	RHP	R/R	6-1	185	So.	Raleigh, N.C./Middle Creek
39	Drew Gadaire	OF	R/R	6-2	190	Fr.	Gainesville, Fla./Buchholz
40	Tory Summey	RHP	R/R	6-3	195	Jr.	Brewster, Mass./Nauset Regional



## 2008 Results

(12-38, 4-23/10th)

Date	Opponent	Result	Date	Opponent	Result
F. 23	RADFORD	W, 8-3	A. 11	THE CITADEL*	L, 9-3
F. 23	GEORGETOWN	W, 10-3	A. 12	THE CITADEL*	L, 9-1
F. 24	GEORGETOWN	L, 13-2	A. 13	THE CITADEL*	L, 12-7
F. 24	RADFORD	L, 20-4	A. 15	WAKE FOREST	W, 9-3
F. 27	VIRGINIA TECH	L, 14-10	A. 18	GEORGIA SOUTHERN*	L, 10-4
M. 1	NIAGARA	W, 15-14	A. 19	GEORGIA SOUTHERN*	L, 20-2
M. 1	NIAGARA	L, 13-1	A. 20	GEORGIA SOUTHERN*	W, 7-6
M. 2	NIAGARA	L, 10-7	A. 23	DUKE	L, 8-7
M. 4	at Auburn	L, 10-2	A. 25	at Appalachian State*	L, 10-5
M. 5	at Auburn	L, 8-7	A. 26	at Appalachian State*	L, 8-7
M. 8	QUINNIPIAC	L, 15-10	A. 27	at Appalachian State*	L, 5-4
M. 8	QUINNIPIAC	W, 10-7	A. 30	at Wake Forest	L, 10-0
M. 9	YALE	W, 4-2	M. 2	at Furman*	L, 3-2
M. 10	YALE	W, 7-6	M. 3	at Furman*	L, 13-9
M. 18	COLUMBIA	W, 3-2	M. 4	at Furman*	L, 11-9
M. 21	COLL. OF CHARLESTON*	L, 31-3	M. 6	at Duke	L, 2-1 (10)
M. 22	COLL. OF CHARLESTON*	L, 13-4	M. 7	ELON*	L, 19-9
M. 23	COLL. OF CHARLESTON*	L, 8-6	M. 7	ELON*	L, 7-1
M. 25	at North Carolina	L, 12-6	M. 8	ELON*	L, 10-5
M. 28	WOFFORD*	L, 13-4	M. 14	at UNC Greensboro	W, 9-5
M. 29	WOFFORD*	W, 6-5	M. 15	at UNC Greensboro	L, 9-1
M. 30	WOFFORD*	L, 6-4 (10)	M. 16	at UNC Greensboro	W, 6-2
A. 2	at South Carolina	L, 9-2	M. 20	vs. Western Carolina #	L, 10-11 (12)
A. 5	at Western Carolina*	L, 22-9	* - Southern Conference game		
A. 5	at Western Carolina*	L, 10-8	# - Southern Conference Tournament		
A. 6	at Western Carolina*	L, 8-4	(Charleston, S.C.)		
A. 8	at Virginia Tech	L, 5-4			



## Head Coach Dick Cooke

Alma Mater (Year): ..... Richmond (1978)

### Coaching:

Head coach, Belmont Abbey, 1989-90

Head coach, Davidson, 1991-present

Record at DAV (Years): ..... 347-565-1 (18)

Overall record (Years): ..... 358-597-1 (19)



Wilson Field

## 2008 Statistics

Batting	AVG	GP	GS	AB	R	H	2B	3B	HR	RBI	TB	SLG%	BB	HBP	SO	GDP	OB%	SF	SH	SB	ATT	PO	A	E	FLD%		
Zach Kayne	.318	50	50	179	31	57	12	2	1	28	76	.425	47	3	20	3	.467	0	5	6	7	105	138	12	.953		
Brett Shore	.313	50	50	201	35	63	7	1	0	14	72	.358	19	3	26	1	.379	1	8	6	10	89	5	3	.969		
Danny Weiss	.297	49	49	185	20	55	14	1	2	33	77	.416	17	5	48	1	.367	3	3	2	2	243	39	8	.972		
Chase FitzPatrick	.275	50	50	189	37	52	12	0	4	31	76	.402	24	7	39	1	.374	2	3	1	4	127	8	4	.971		
Hugh Eden	.264	50	50	216	35	57	5	1	6	28	82	.380	18	5	69	2	.335	0	7	20	24	139	2	6	.959		
Chris FitzPatrick	.239	41	40	134	21	32	8	0	0	13	40	.299	23	4	33	1	.364	1	2	7	11	56	105	7	.885		
Tommy Piacenza	.196	46	44	148	16	29	6	1	2	31	43	.291	25	4	42	3	.322	3	0	1	1	211	34	7	.972		
-----																											
Steve Blomberg	.333	5	0	3	1	1	0	0	0	0	1	.333	1	1	2	0	.600	0	0	0	0	1	0	0	1.000		
Graham Chapman	.333	3	1	3	2	1	0	0	0	0	1	.333	1	0	2	0	.500	0	0	1	1	4	8	2	.857		
Matt Webb	.327	26	25	101	17	33	10	0	5	23	58	.574	7	1	19	0	.373	1	1	0	0	40	63	7	.936		
Shane Hammond	.270	21	9	37	5	10	0	0	0	2	10	.270	3	0	7	0	.325	0	1	0	0	39	12	1	.981		
Jay Honeycutt	.231	32	27	108	21	25	2	0	9	27	54	.500	6	4	40	0	.297	0	2	0	0	197	13	9	.959		
Sam Payne	.230	25	16	61	6	14	3	0	1	7	20	.328	7	0	19	1	.309	0	0	1	1	1	0	0	1.000		
Pat Brady	.176	24	12	51	10	9	2	0	0	5	11	.216	8	2	18	0	.311	0	1	0	0	0	0	0	.000		
Matt Ray	.171	28	22	82	12	14	4	0	0	7	18	.220	12	1	31	4	.284	0	0	0	2	17	48	11	.855		
Brennan Baker	.167	7	5	18	5	3	3	0	0	0	6	.333	5	1	4	1	.375	0	0	0	0	2	7	4	.692		
Will General	.167	7	0	6	1	1	1	0	0	3	2	.333	0	0	1	1	.143	1	0	0	0	0	0	0	.000		
John Evans	.000	5	0	4	1	0	0	0	0	0	0	.000	1	0	0	0	.200	0	0	0	0	0	0	0	.000		
Matt Sliwiak	.000	1	0	0	0	0	0	0	0	0	0	.000	0	1	0	0	1.000	0	0	0	0	2	5	3	.700		
Totals	.264	50	50	1726	276	456	89	6	30	252	647	.375	224	42	420	19	.360	12	33	45	63	1296	549	108	.945		
Opponents	.343	50	50	1847	484	633	148	6	59	435	970	.525	239	82	244	18	.434	30	34	97	124	1325	488	67	.964		
-----																											
Pitching	ERA	W	L	APP	GS	CG	SHO	CBO	SV	IP	H	R	ER	BB	SO	2B	3B	HR	AB	B/Avg	WP	HBP	BK	SFA	SHA		
Thomas Middour	5.29	3	4	14	14	0	0	0	0	78.1	91	57	46	26	49	17	0	8	300	.303	1	13	1	8	10		
-----																											
Matt Webb	3.86	1	0	4	0	0	0	0	0	7.0	7	3	3	4	3	0	0	0	26	.269	1	2	0	0	0		
John Edwards	4.21	1	0	9	2	0	0	0	0	25.2	29	12	12	15	12	5	0	1	105	.276	3	3	2	0	0		
Mike Frongello	6.08	2	4	32	0	0	0	0	5	37.0	52	31	25	13	21	13	1	2	154	.338	3	9	1	2	7		
Ian Horkley	7.14	0	7	23	3	0	0	0	0	40.1	62	38	32	14	19	17	1	5	180	.344	3	8	1	3	1		
Matt Sliwiak	7.52	2	2	26	1	0	0	0	0	32.1	40	37	27	23	22	11	1	3	136	.294	4	4	0	1	3		
Mac Hunter	7.66	0	1	20	0	0	0	0	0	24.2	44	26	21	16	10	14	0	3	110	.400	1	1	1	3	4		
Brant West	7.94	1	2	14	5	0	0	0	0	34.0	46	35	30	20	14	16	0	6	142	.324	2	3	0	2	1		
Bobby DeMuro	9.28	0	0	10	1	0	0	0	0	10.2	14	15	11	6	6	5	0	0	45	.311	1	6	0	0	1		
Zac Long	10.64	1	7	12	10	0	0	0	0	44.0	76	63	52	19	25	14	1	8	203	.374	7	14	0	2	1		
Andy Bass	10.80	1	4	16	5	0	0	0	0	35.0	52	51	42	28	16	14	0	6	148	.351	10	9	4	3	1		
Brian Packey	11.91	0	0	8	0	0	0	0	0	11.1	23	18	15	5	6	9	0	2	57	.404	3	1	0	1	0		
Chris Kennedy	12.57	0	7	16	9	0	0	0	0	38.2	64	61	54	38	30	10	1	9	169	.379	7	2	0	4	5		
Tory Summey	18.00	0	0	6	0	0	0	0	0	11.0	22	22	7	9	1	1	5	54	.407	1	6	0	1	0			
Jason Diaz	63.00	0	0	3	0	0	0	0	0	2.0	11	15	14	5	2	2	0	1	18	.611	3	1	0	0	0		
Totals	8.46	12	38	50	50	0	0	0	5	432.0	633	484	406	239	244	148	6	59	1847	.343	50	82	10	30	34		
Opponents	4.61	38	12	50	50	0	1	1	8	441.2	456	276	226	224	420	89	6	30	1726	.264	36	42	8	12	33		



*Dr. Leo Lambert  
President*



*Dave Blank  
Director of Athletics*



*Dr. Eric Hall  
Faculty Athletics Rep.*



*Faith Shearer  
Senior Woman Admin.*



*Chris Rash  
Baseball SID*

## Quick Facts

Location: .....Elon, N.C.  
Founded: ..... 1889  
Enrollment: ..... 5,628  
Nickname: ..... Phoenix  
Colors: ..... Maroon and Gold  
President:..... Dr. Leo Lambert  
Director of Athletics: ..... Dave Blank  
Stadium (capacity): ..... Latham Park (2,000)  
Press Box Phone:..... (336) 278-6788

Head Coach: .....Mike Kennedy  
Alma Mater (Year): .....Elon (1991)  
Record at Elon (Years): ..... 395-289-3 (12)  
Overall Record (Years):..... 395-289-3 (12)  
Baseball Office Phone: ..... (336) 278-6741  
Assistant Coaches:  
.....Greg Starbuck (Winston-Salem State, 1991)  
.....Robbie Huffstetler (Appalachian State, 2001)  
.....Nick Brannon (UNC Asheville, 2001)

2008 Record: .....44-18  
Conference Record (place): ..... 19-8 (first)  
Home: ..... 24-7  
Away: ..... 15-9  
Neutral: .....5-2  
Letterman Returning/Lost: .....22/8  
Starters Returning/Lost:.....7/2  
Pitchers Returning/Lost: .....9/3

Baseball Contact: .....Chris Rash  
E-mail: .....crash@elon.edu  
Office: ..... (336) 278-6712  
Fax: ..... (336) 278-6768  
Website: .....www.elonphoenix.com

## 2009 Schedule

Date	Opponent	Time	Date	Opponent	Time
F. 20	at Auburn	4 p.m.	A. 3	UNC GREENSBORO*	7 p.m.
F. 21	at Auburn	4 p.m.	A. 4	UNC GREENSBORO*	7 p.m.
F. 22	at Auburn	2 p.m.	A. 5	UNC GREENSBORO*	1:30 p.m.
F. 25	NORTH CAROLINA STATE	4 p.m.	A. 6	at Old Dominion	5 p.m.
F. 27	at Appalachian State*	3 p.m.	A. 10	COLL. OF CHARLESTON*	7 p.m.
F. 28	at Appalachian State*	2 p.m.	A. 11	COLL. OF CHARLESTON*	7 p.m.
M. 1	at Appalachian State*	1 p.m.	A. 12	COLL. OF CHARLESTON*	1:30 p.m.
M. 3	at High Point	4 p.m.	A. 14	at UNC Wilmington	7 p.m.
M. 4	WAKE FOREST	4 p.m.	A. 15	OLD DOMINION	5 p.m.
M. 6	at The Citadel*	6 p.m.	A. 17	N.C. CENTRAL	7 p.m.
M. 7	at The Citadel*	2 p.m.	A. 18	N.C. CENTRAL	7 p.m.
M. 8	at The Citadel*	1 p.m.	A. 19	UNC WILMINGTON	2 p.m.
M. 9	LASALLE	4 p.m.	A. 21	at East Carolina	6 p.m.
M. 10	LASALLE	4 p.m.	A. 22	DUKE	7 p.m.
M. 11	at Wake Forest	6 p.m.	A. 24	at Samford*	7 p.m.
M. 13	DAVIDSON*	6 p.m.	A. 25	at Samford*	2 p.m.
M. 14	DAVIDSON*	1 p.m.	A. 26	at Samford*	2 p.m.
M. 15	DAVIDSON*	1 p.m.	A. 28	EAST CAROLINA	7 p.m.
M. 18	at North Carolina State	6:30 p.m.	M. 1	WOFFORD*	7 p.m.
M. 20	FURMAN*	6 p.m.	M. 2	WOFFORD*	7 p.m.
M. 21	FURMAN*	4 p.m.	M. 3	WOFFORD*	1 p.m.
M. 22	FURMAN*	1 p.m.	M. 5	at North Carolina	6 p.m.
M. 24	at Clemson	6:30 p.m.	M. 8	at Western Carolina*	6 p.m.
M. 25	at Clemson	6:30 p.m.	M. 9	at Western Carolina*	6 p.m.
M. 27	at Georgia Southern*	7 p.m.	M. 10	at Western Carolina*	2 p.m.
M. 28	at Georgia Southern*	1:30 p.m.	M. 11	NORTH CAROLINA A&T	3 p.m.
M. 29	at Georgia Southern*	1:30 p.m.	M. 12	HIGH POINT	1 p.m.
M. 31	at East Carolina	6 p.m.	M. 20-24	at SoCon Tournament	
A. 1	at Duke	7 p.m.		(Fluor Field; Greenville, S.C.)	

\* - Southern Conference game

## 2009 Elon Roster

No.	Name	Pos.	B/T	Ht.	Wt.	Cl.	Hometown/High School (Prev. College)
1	Hunter Wessells	OF	L/L	6-2	185	Jr.	East New Market, Md./Manatee CC
2	Cory Harriichak	OF/P	L/L	5-11	180	Sr.	Cary, N.C./Surry CC
3	Neal Pritchard	INF	R/R	5-11	175	So.	Asheboro, N.C./Asheboro
4	Bennett Davis	INF	R/R	5-10	185	Sr.	Katy, Texas/Manatee CC
5	Zeth Stone	INF	R/L	5-10	175	Fr.	Trenton, Ga./The Baylor School
6	Dallas Tarleton	C	L/R	5-10	195	Sr.	Indian Trails, N.C./Lenoir-Rhyne
7	Chase Austin	INF	R/R	6-2	180	Jr.	Charlotte, N.C./South
8	Justin Hilt	OF/3B	R/R	6-0	190	Jr.	Woodbury, N.J./Louisburg College
10	Mike Melillo	C	S/R	6-2	190	Jr.	Annandale, N.J./North Hunterdon
11	Matt Hinson	OF	L/L	6-0	195	Jr.	Siler City, N.C./Jordan Matthews
13	Jimmy Reyes	P	L/L	5-11	185	So.	Miami, Fla./Gulliver Prep
14	Harry Austin	OF	R/R	5-7	150	So.	Wexford, Pa./North Allegheny
15	Alex Maruri	CI	R/R	5-11	205	Fr.	Bronx, N.Y./Archbishop Stepinac
16	Scott Riddle	INF/C	R/R	6-1	215	So.	Ramseur, N.C./Eastern Randolph
17	Grant McCoury	P/1B	R/R	6-1	185	Fr.	Canton, Ohio/Central Catholic
18	Ryan Adams	1B/P	L/R	5-11	210	Jr.	Burlington, N.C./Williams
19	Jared Kernodle	P	R/R	5-11	195	So.	Hurdle Mills, N.C./Orange
22	J.D. Reichenbach	P	L/L	6-2	175	Jr.	Doylestown, Pa./Central Bucks East
23	Tom Porter	P	R/R	6-1	185	Sr.	Huntersville, N.C./North Mecklenburg
24	Cameron Scales	OF	R/R	6-2	185	Fr.	Chesterfield, Va./The Steward School
25	Greg Annarummo	OF/P	R/R	6-1	205	So.	Bristol, R.I./IMG
26	Daniel Britt	P	R/R	6-4	180	Jr.	Chadbourne, N.C./West Columbus
27	Daniel Locastro	P	R/R	5-10	170	Fr.	Parkland, Fla./St. Thomas Aquinas
28	Ken Ferrer	P	R/R	6-2	225	So.	Pleasantville, N.Y./Pleasantville
30	John Brebbia	P	R/R	6-2	175	Fr.	Boynton Beach, Fla./Wellington
31	Matt Kirchner	OF/3B	R/R	6-1	185	R-Fr.	Haddonfield, N.J./Haddonfield Memorial
32	Jay Sinclair	1B	L/L	6-0	195	So.	Brewster, N.Y./Saint Lukes
33	Pat Irvine	OF/C	L/R	5-11	200	Sr.	Westwood, Mass./The Hotchkiss School
34	Mike Lobacz	1B	L/R	6-2	205	Sr.	Acworth, Ga./Young Harris JC
35	Bobby Kennedy	P	L/L	6-4	220	Jr.	Ocala, Fla./Indian River CC
36	Matt Brown	C	L/R	5-11	170	Jr.	New Canaan, Conn./St. Lukes
37	Thomas Girdwood	P	R/R	6-2	200	So.	Charlotte, N.C./Myers Park
42	Jordan Darnell	P/1B	R/R	6-3	185	Fr.	Charlotte, N.C./Ardrey Kell
44	Greg Amorosso	P	L/L	6-1	190	So.	Virginia Beach, Va./Frank W. Cox



## 2008 Results

(44-18, 19-8/1st)

Date	Opponent	Result	Date	Opponent	Result
F. 22	LaSALLE	W, 17-2	A. 9	EAST CAROLINA	L, 12-7
F. 23	LaSALLE	W, 5-3	A. 11	WESTERN CAROLINA*	W, 16-1
F. 23	LaSALLE	W, 5-4	A. 12	WESTERN CAROLINA* W, 3-2 (11)	
F. 24	LaSALLE	W, 10-5	A. 13	WESTERN CAROLINA*	L, 6-3
F. 26	at UNC Wilmington	W, 7-4	A. 15	at High Point	L, 5-3
F. 27	EAST CAROLINA	W, 9-6	A. 16	COASTAL CAROLINA	L, 12-0
F. 29	DELAWARE STATE	W, 7-1	A. 18	at College of Charleston* W, 15-14	
M. 1	DELAWARE STATE	W, 16-6	A. 19	at College of Charleston* L, 17-1	
M. 2	DELAWARE STATE	W, 21-1	A. 20	at College of Charleston* L, 13-6	
M. 4	HIGH POINT	W, 10-0 (5)	A. 22	WAKE FOREST	W, 19-10
M. 5	UNC WILMINGTON	L, 18-16	A. 23	at Winthrop	W, 9-3
M. 8	NORTH CAROLINA A&T	W, 7-2	A. 25	at UNC Greensboro*	L, 10-9
M. 8	NORTH CAROLINA A&T	W, 9-4	A. 26	at UNC Greensboro*	W, 5-4
M. 9	NORTH CAROLINA A&T	W, 7-3	A. 27	at UNC Greensboro* W, 4-3 (10)	
M. 11	WINTHROP	W, 8-7	A. 30	APPALACHIAN STATE*	W, 7-3
M. 12	at Campbell	W, 5-1	M. 1	APPALACHIAN STATE*	L, 9-3
M. 14	THE CITADEL*	W, 7-2	M. 1	APPALACHIAN STATE*	L, 26-10
M. 15	THE CITADEL*	L, 5-4	M. 3	CAMPBELL	W, 7-1
M. 16	THE CITADEL*	W, 8-7	M. 7	at Davidson*	W, 19-9
M. 18	at East Carolina	L, 18-3	M. 7	at Davidson*	W, 7-1
M. 21	at Wofford*	W, 9-2	M. 8	at Davidson*	W, 10-5
M. 22	at Wofford*	W, 12-5	M. 13	WAKE FOREST	W, 16-15
M. 22	at Wofford*	L, 8-7 (11)	M. 21	vs. Wofford #	W, 21-12
M. 25	at Clemson	L, 5-4	M. 22	vs. Georgia Southern #	W, 16-5
M. 26	at Clemson	L, 2-1	M. 24	vs. UNC Greensboro #	W, 12-4
M. 28	at Furman*	W, 15-12	M. 25	vs. Coll. of Charleston #	W, 17-8
M. 29	at Furman*	W, 8-7	M. 30	vs. UNC Wilmington \$	L, 5-2
M. 30	at Furman*	W, 10-2	M. 31	vs. Mount St. Mary's \$	W, 6-3
A. 2	at North Carolina State	L, 12-0	J. 1	vs. UNC Wilmington \$	L, 15-11
A. 4	GEORGIA SOUTHERN*	W, 9-6			
A. 6	GEORGIA SOUTHERN*	W, 11-10			
A. 6	GEORGIA SOUTHERN*	W, 12-8			
A. 8	at North Carolina	W, 2-0			

\* - Southern Conference game

# - Southern Conference Tournament

(Charleston, S.C.)

\$ - NCAA Regional (Cary, N.C.)

## Head Coach Mike Kennedy

Alma Mater (Year): .....Elon (1991)

Coaching:..... Assistant, Elon, 1992-96

..... Head coach, Elon, 1997-present

Record at Elon (Years):..... 395-289-3 (12)

Overall record (Years):..... 395-289-3 (12)



Latham Park

## 2008 Statistics

Batting	AVG	GP	GS	AB	R	H	2B	3B	HR	RBI	TB	SLG%	BB	HBP	SO	GDP	OB%	SF	SH	SB	ATT	PO	A	E	FLD%		
Cory Harrilchak	.410	56	51	205	70	84	12	5	11	46	139	.678	29	5	37	1	.492	1	3	24	25	99	10	4	.965		
Chase Austin	.377	53	48	183	45	69	17	1	9	51	115	.628	17	5	21	2	.431	6	5	7	8	209	58	13	.954		
Dallas Tarleton	.361	56	48	166	42	60	16	0	7	50	97	.584	27	10	33	1	.473	2	2	5	7	357	47	1	.998		
Bennett Davis	.350	61	61	220	66	77	15	0	18	82	146	.664	34	22	42	4	.470	7	2	11	16	40	93	17	.887		
Donny Jobe	.318	61	59	217	63	69	11	5	2	40	96	.442	37	19	32	1	.455	2	13	25	35	143	140	14	.953		
Chris Dove	.310	62	61	255	62	79	12	6	5	36	118	.463	36	10	55	3	.408	5	3	38	53	146	6	1	.993		
Harry Austin	.298	58	47	171	40	51	8	3	0	16	65	.380	23	10	40	3	.412	0	3	23	27	101	3	3	.972		
Neal Pritchard	.276	59	49	170	36	47	11	0	6	42	76	.447	25	7	37	7	.378	7	2	2	4	68	145	20	.914		
-----																											
Ralph Reyes	.500	4	0	2	0	1	0	0	0	0	1	.500	1	0	1	0	.667	0	0	0	0	2	0	0	1.000		
Greg Annarummo	.338	37	13	65	18	22	2	1	5	22	41	.631	4	1	12	0	.386	0	0	4	4	12	0	1	.923		
Mike Melillo	.308	44	24	104	19	32	6	1	5	23	55	.529	9	5	23	2	.387	1	2	4	4	94	10	3	.972		
Mike Lobacz	.278	59	25	115	21	32	10	1	3	27	53	.461	20	0	27	3	.385	0	0	1	1	230	7	0	1.000		
Ryan Adams	.260	45	29	96	20	25	9	0	3	25	43	.448	22	1	24	5	.397	2	3	1	1	62	3	2	.970		
Matt Hill	.250	30	3	20	9	5	0	0	0	0	5	.250	6	0	12	0	.423	0	3	4	5	24	10	3	.919		
Matt Hinson	.219	21	8	32	8	7	1	0	4	8	20	.625	5	4	14	1	.390	0	0	0	0	9	0	0	1.000		
Jay Sinclair	.200	6	0	5	1	1	0	0	0	1	1	.200	3	0	2	0	.500	0	0	0	0	0	0	0	.000		
Pat Irvine	.198	41	32	106	23	21	5	1	2	26	34	.321	32	5	27	2	.400	2	0	6	6	37	1	4	.905		
Matt Brown	.000	6	0	3	0	0	0	0	0	0	0	.000	0	0	2	0	.000	0	0	0	0	3	1	0	1.000		
Chris Lopez	.000	3	0	2	1	0	0	0	0	0	0	.000	0	1	1	0	.333	0	0	0	0	0	0	0	.000		
Thomas Girdwood	.000	1	0	1	0	0	0	0	0	0	0	.000	0	0	1	0	.000	0	0	0	0	1	5	0	1.000		
J.D. Reichenbach	.000	1	0	0	1	0	0	0	0	0	0	.000	0	0	0	0	.000	0	0	0	0	0	11	0	1.000		
Totals	.319	62	62	2138	545	682	135	24	80	495	1105	.517	330	105	443	35	.428	35	41	155	196	1649	599	91	.961		
Opponents	.284	62	62	2205	411	627	97	15	71	375	967	.439	290	64	467	40	.381	17	34	50	70	1601	600	90	.961		
-----																											
Pitching	ERA	W	L	APP	GS	CG	SHO	CBO	SV	IP	H	R	ER	BB	SO	2B	3B	HR	AB	B/Avg	WP	HBP	BK	SFA	SHA		
Steven Hensley	3.59	10	2	16	15	1	0	0	0	92.2	82	46	37	38	99	11	3	10	348	.236	4	12	1	2	5		
Cory Harrilchak	5.13	7	3	15	12	0	0	1	0	66.2	86	42	38	20	46	12	4	12	281	.306	2	2	2	0	8		
Ken Ferrer	5.15	5	3	23	9	0	0	0	0	64.2	63	47	37	47	62	11	2	5	240	.263	6	8	2	3	6		
Daniel Britt	6.16	4	3	20	9	0	0	0	1	64.1	80	53	44	31	41	9	2	10	266	.301	5	7	3	2	5		
Jesse Lewter	6.53	5	2	19	9	0	0	0	0	70.1	84	57	51	21	54	16	3	16	284	.296	4	10	0	3	2		
-----																											
Ryan Adams	0.00	0	0	1	0	0	0	0	0	1.0	1	0	0	0	0	0	0	0	4	.250	0	0	0	0	0		
J.D. Reichenbach	4.15	1	1	18	4	0	0	0	0	34.2	38	24	16	29	24	3	0	4	139	.273	6	1	0	0	3		
Thomas Girdwood	4.15	5	2	29	0	0	0	1	10	26.0	24	20	12	19	31	4	0	2	103	.233	4	3	1	0	1		
Jared Kernodle	4.82	0	1	32	0	0	0	1	0	37.1	29	23	20	20	34	8	0	1	133	.218	6	8	0	4	0		
Brian Bodjiak	5.56	1	0	7	0	0	0	0	0	11.1	12	7	7	4	5	3	0	2	46	.261	4	2	0	1	0		
Jimmy Reyes	6.25	3	0	19	4	1	1	0	1	40.1	55	29	28	23	40	10	0	0	168	.327	4	6	1	0	3		
Ryan Hulme	6.75	0	0	2	0	0	0	0	0	1.1	0	1	1	1	0	0	0	0	4	.000	0	2	0	0	0		
Greg Jones	10.19	2	0	17	0	0	0	0	0	17.2	33	24	20	10	14	5	0	4	82	.402	8	2	0	2	0		
Tom Porter	10.80	1	1	9	0	0	0	0	0	8.1	14	10	10	12	5	2	0	1	40	.350	1	0	0	0	0		
Greg Amorosso	12.27	0	0	7	0	0	0	0	0	11.0	19	21	15	12	11	2	1	3	53	.358	1	1	1	0	1		
Greg Annarummo	22.50	0	0	2	0	0	0	0	0	2.0	7	7	5	3	1	1	0	1	14	.500	0	0	0	0	0		
Totals	5.53	44	18	62	62	2	2	1	12	549.2	627	411	338	290	467	97	15	71	2205	.284	55	64	11	17	34		
Opponents	7.91	18	44	62	62	0	2	2	7	533.2	682	545	469	330	443	135	24	80	2138	.319	54	105	15	35	41		



Dr. David Shi  
President



Dr. Gary Clark  
Director of Athletics



Dr. Bill Pierce  
Faculty Athletics Rep.



Elaine Baker  
Senior Woman Admin.



Hunter Reid  
Baseball SID

## Quick Facts

Location: ..... Greenville, S.C.  
Founded: ..... 1826  
Enrollment: ..... 2,630  
Nickname: ..... Paladins  
Colors: ..... Purple and White  
President: ..... Dr. David Shi  
Director of Athletics: ..... Dr. Gary Clark  
Stadium (capacity): ..... Latham Stadium (2,000)  
Press Box Phone: ..... (864) 294-3066

Head Coach: ..... Ron Smith  
Alma Mater (Year): ..... Furman (1979)  
Record at Furman (Years): ..... 373-440 (15)  
Overall Record (Years): ..... 373-440 (15)  
Baseball Office Phone: ..... (864) 294-2146  
Assistant Coaches:  
..... Britt Reames (The Citadel, 1996)  
..... Jeff Whitfield (Lander, 2003)

2008 Record: ..... 33-24  
Conference Record (place): ..... 17-10 (third)  
Home: ..... 23-11  
Away: ..... 8-10  
Neutral: ..... 2-3  
Letterman Returning/Lost: ..... 21/11  
Starters Returning/Lost: ..... 7/2  
Starting Pitchers Returning/Lost: ..... 1/3

Baseball Contact: ..... Hunter Reid  
E-mail: ..... hunter.reid@furman.edu  
Office: ..... (864) 294-2061  
Fax: ..... (864) 294-3061  
Website: ..... www.furmanpaladins.com

## 2009 Schedule

Date	Opponent	Time	Date	Opponent	Time
F. 20	BALL STATE	4 p.m.	A. 4	APPALACHIAN STATE*	5 p.m.
F. 21	BALL STATE (DH)	1 p.m.	A. 5	APPALACHIAN STATE*	1 p.m.
F. 22	BALL STATE	4 p.m.	A. 7	at Clemson	6:30 p.m.
F. 24	UNC ASHEVILLE	5 p.m.	A. 8	at UNC Asheville	7 p.m.
F. 27	OHIO	5 p.m.	A. 10	LONGWOOD	4 p.m.
F. 28	OHIO (DH)	1 p.m.	A. 11	LONGWOOD (DH)	12 p.m.
M. 1	OHIO	1 p.m.	A. 15	at Presbyterian	3 p.m.
M. 4	CHARLOTTE	4 p.m.	A. 17	at Wofford*	7 p.m.
M. 6	at Davidson*	7 p.m.	A. 18	at Wofford*	3 p.m.
M. 7	at Davidson*	2 p.m.	A. 19	at Wofford*	1 p.m.
M. 8	at Davidson*	1 p.m.	A. 21	GARDNER-WEBB	7 p.m.
M. 9	at Charlotte	1 p.m.	A. 22	CHARLESTON SOUTHERN	6 p.m.
M. 11	at Gardner-Webb	3 p.m.	A. 24	WESTERN CAROLINA*	7 p.m.
M. 13	SAMFORD*	7 p.m.	A. 25	WESTERN CAROLINA*	5 p.m.
M. 14	SAMFORD*	5 p.m.	A. 26	WESTERN CAROLINA*	1 p.m.
M. 15	SAMFORD*	1 p.m.	M. 2	at Georgia Southern* (DH)	1:30 p.m.
M. 18	SOUTH CAROLINA %	7 p.m.	M. 3	at Georgia Southern*	1:30 p.m.
M. 20	at Elon*	6 p.m.	M. 6	CLEMSON %	7 p.m.
M. 21	at Elon*	4 p.m.	M. 7	THE CITADEL*	7 p.m.
M. 22	at Elon*	1 p.m.	M. 8	THE CITADEL*	3 p.m.
M. 24	at Charleston Southern	2 p.m.	M. 10	THE CITADEL*	3 p.m.
M. 25	PRESBYTERIAN	7 p.m.	M. 14	UNC GREENSBORO*	7 p.m.
M. 27	at College of Charleston*	6 p.m.	M. 15	UNC GREENSBORO*	7 p.m.
M. 28	at College of Charleston*	1 p.m.	M. 16	UNC GREENSBORO*	1 p.m.
M. 29	at College of Charleston*	1 p.m.	M. 20-24	at SoCon Tournament	
A. 1	at South Carolina	7 p.m.		(Fluor Field; Greenville, S.C.)	
A. 3	APPALACHIAN STATE*	7 p.m.		* - Southern Conference game	
				% - at Fluor Field	

## 2009 Furman Roster

No.	Name	Pos.	B/T	Ht.	Wt.	Cl.	Hometown/High School (Prev. College)
1	Mark Jacobs	OF	R/R	6-0	180	Fr.	Brentwood, Tenn./Brentwood Academy
2	Marcus Rose	2B	R/R	5-8	175	Sr.	Madison Heights, Va./Amherst County
3	Marc DeDecker	RHP	R/R	6-0	175	Jr.	Lighthouse Point, Fla./Highlands Christian
4	Connor Lind	INF	R/R	5-11	170	Sr.	Burr Ridge, Ill./Hinsdale Central
5	Jay Friedman	RHP	R/R	5-11	190	So.	Birmingham, Ala./Mountain Brook
6	Campbell Lewis	OF	R/R	6-1	190	Sr.	Atlanta, Ga./Riverwood
7	Matt Hemingway	C	R/R	6-3	205	Sr.	Alpharetta, Ga./Young Harris CC
8	Cameron Allmendinger	INF	R/R	5-11	190	So.	Daniel Island, S.C./Bishop England
9	Brian Harrison	3B/P/1B	R/R	6-3	195	So.	Hilton Head, S.C./Hilton Head
11	Will Owens	INF	R/R	5-11	165	Fr.	Greer, S.C./Riverside
12	Aaron Thompkins	OF	L/L	6-1	175	So.	Canton, Ohio/Perry
13	Spencer Hale	RHP	R/R	6-4	175	Sr.	Eustis, Fla./Eustis
15	Andrew Cadger	OF	L/L	6-0	190	Fr.	Dunwoody, Ga./Woodward Academy
16	Beamer Carr	C	R/R	6-1	210	Sr.	Midlothian, Va./Heathwood Hall Episcopal
17	J.P. Goldsberry	RHP	R/R	6-2	220	Sr.	Tampa, Fla./Tampa Prep
18	Justin Holloway	RHP/OF	L/R	6-3	205	Sr.	Duluth, Ga./Chattahoochee
19	Barrett Sanford	OF	L/L	6-0	180	Fr.	Washington, D.C./St. Albans School
20	Will Miller	C/P/OF	R/R	5-11	190	Fr.	Atlanta, Ga./Westminster School
21	Reese Wade	OF/DH	L/L	5-11	185	So.	Dallas, Texas/Episcopal
22	Barry Benton	LHP	L/L	6-2	195	Jr.	Jacksonville, Ala./Jacksonville
23	Chris Cowart	OF	S/R	6-0	190	Jr.	Alpharetta, Ga./Cardinal Mooney
24	J.B. Jenkins	INF	R/R	6-0	200	So.	Germantown, Tenn./Evangel Christian
25	Rob Fondu	OF	L/R	5-10	190	So.	Katonah, N.Y./Fordham Prep
26	Nick Karow	RHP/DH	R/R	6-2	205	Jr.	Lewis Center, Ohio/Olentangy
27	Ian Parry	RHP	R/R	6-0	200	Jr.	Naples, Fla./Barron Collier
28	Kevin Gaid	RHP	R/R	6-4	200	Jr.	Roswell, Ga./Pope
29	Bobby Lyne	RHP	R/R	6-2	180	Fr.	Hawthorne Woods, Ill./Carmel
30	Stephen Gary	LHP	L/L	6-3	180	Fr.	Greenwood, S.C./Emerald
32	Kevin Gottlieb	LHP	L/L	6-2	195	Fr.	Palm Beach Gardens, Fla./Palm Beach Gardens
33	Mike Waller	RHP	R/R	6-6	225	Fr.	Ballwin, Mo./Chaminade
34	Tom Andrews	OF	R/R	6-3	210	Sr.	Cincinnati, Ohio/Cincinnati Hills Christian
36	Jamel Mann	RHP	R/R	6-2	230	Fr.	McDonough, Ga./Henry County
38	Blaine Rosenberg	C	L/R	6-0	200	Fr.	Birmingham, Ala./Oak Mountain
42	Daniel Stallsmith	LHP/OF	R/L	6-1	190	Fr.	Huntersville, N.C./South Lake Christian



# PALADINS

## 2008 Results

(33-24, 17-10/3rd)

Date	Opponent	Result	Date	Opponent	Result
F. 25	at Tennessee	L, 2-1	A. 12	COLL. OF CHARLESTON*	W, 5-3
F. 27	at Charleston Southern	W, 4-2	A. 13	COLL. OF CHARLESTON*	W, 9-5
M. 1	NEW JERSEY TECH	W, 9-2	A. 16	at UNC Asheville	L, 13-9
M. 1	NEW JERSEY TECH	W, 13-1 (7)	A. 18	WOFFORD*	W, 17-1
M. 2	NEW JERSEY TECH	W, 10-3	A. 19	WOFFORD*	W, 6-5 (10)
M. 2	NEW JERSEY TECH	W, 11-1 (7)	A. 20	WOFFORD*	W, 13-9
M. 5	at Gardner-Webb	L, 9-1	A. 22	SOUTH CAROLINA \$	L, 5-3
M. 7	ALBANY	W, 12-1	A. 25	at Western Carolina*	W, 4-2
M. 8	ALBANY	W, 5-2	A. 26	at Western Carolina*	W, 13-4
M. 9	ALBANY	L, 6-3	A. 27	at Western Carolina*	W, 6-5
M. 11	at Charlotte	L, 11-2	M. 2	DAVIDSON*	W, 3-2
M. 12	UNC ASHEVILLE	W, 8-7	M. 3	DAVIDSON*	W, 13-9
M. 14	HIGH POINT	W, 10-1	M. 4	DAVIDSON*	W, 11-9
M. 16	HIGH POINT	W, 9-5	M. 6	CHARLESTON SOUTHERN	L, 6-5
M. 16	HIGH POINT	L, 15-2	M. 7	vs. Clemson \$	L, 11-5
M. 20	at Clemson	L, 14-2	M. 9	at Appalachian State*	L, 5-0
M. 21	at The Citadel*	W, 11-4	M. 10	at Appalachian State*	L, 14-3
M. 22	at The Citadel*	L, 10-1	M. 11	at Appalachian State*	L, 4-2
M. 23	at The Citadel*	L, 5-2	M. 13	vs. Tennessee \$	L, 4-2
M. 25	at South Carolina	W, 4-2	M. 16	GEORGIA SOUTHERN*	W, 10-2
M. 28	ELON*	L, 15-12	M. 16	GEORGIA SOUTHERN*	L, 6-3
M. 29	ELON*	L, 8-7	M. 17	GEORGIA SOUTHERN*	W, 6-5
M. 30	ELON*	L, 10-2	M. 21	vs. Appalachian State #	W, 10-8 (10)
A. 2	PRESBYTERIAN	W, 9-7 (10)	M. 22	vs. Coll. of Charleston #	L, 12-8
A. 2	PRESBYTERIAN	W, 10-9 (7)	M. 23	vs. Appalachian State #	W, 13-12
A. 4	at UNC Greensboro*	W, 5-2	M. 24	vs. Coll. of Charleston #	L, 12-11 (10)
A. 6	at UNC Greensboro*	L, 5-3	* - Southern Conference game		
A. 6	at UNC Greensboro*	W, 5-4	# - Southern Conference Tournament		
A. 8	GARDNER-WEBB	W, 12-10	(Charleston, S.C.)		
A. 9	CHARLOTTE	L, 16-6	\$ - at Fluor Field, Greenville, S.C.		
A. 11	COLL. OF CHARLESTON*	W, 11-9			

## Head Coach Ron Smith

Alma Mater (Year): .....Furman (1979)

### Coaching:

Head coach, Furman, 1995-present

Record at FUR (Years):..... 373-440 (15)

Overall record (Years):..... 373-440 (15)



Latham Stadium

## 2008 Statistics

Batting	AVG	GP	GS	AB	R	H	2B	3B	HR	RBI	TB	SLG%	BB	HBP	SO	GDP	OB%	SF	SH	SB	ATT	PO	A	E	FLD%		
Reese Wade	.401	49	42	142	25	57	9	1	1	25	71	.500	16	3	18	5	.461	4	3	1	1	6	0	0	1.000		
Jay Jackson	.336	40	40	137	29	46	10	2	8	41	84	.613	11	2	37	0	.386	3	2	6	8	138	20	4	.975		
Connor Lind	.322	55	53	199	44	64	5	2	0	27	73	.367	27	2	31	2	.406	1	9	1	6	75	153	11	.954		
Bobby Hubbard	.316	57	57	206	53	65	14	2	4	37	95	.461	42	7	26	1	.438	5	4	13	13	81	61	3	.979		
Matt Hemingway	.313	55	53	198	34	62	14	1	1	33	81	.409	11	1	29	5	.344	5	7	1	2	368	49	6	.986		
Marcus Rose	.294	55	52	204	46	60	9	3	3	28	84	.412	30	3	38	2	.391	1	8	21	25	107	159	9	.967		
Campbell Lewis	.292	52	43	171	21	50	15	1	1	27	70	.409	9	3	33	3	.335	2	2	2	3	69	3	4	.947		
Joey Rodgers	.290	55	53	176	44	51	6	0	10	37	87	.494	18	14	34	0	.395	2	7	24	27	134	4	4	.972		
Ryan Lee	.280	52	48	175	29	49	7	0	5	35	71	.406	18	4	54	3	.359	1	2	0	0	403	18	6	.986		
-----																											
Beamer Carr	1.000	1	1	1	0	1	0	0	0	1	1	1.000	0	0	0	0	1.000	0	0	0	0	1	0	0	1.000		
Kevin Smith	.500	11	1	8	1	4	1	0	0	1	5	.625	1	0	2	1	.556	0	0	0	0	6	1	0	1.000		
Aaron Thompkins	.375	22	0	24	7	9	4	0	0	8	13	.542	2	0	1	1	.423	0	0	0	0	3	0	0	1.000		
Nick Karow	.333	7	4	18	2	6	2	0	0	0	8	.444	0	0	2	1	.333	0	1	0	0	17	7	0	1.000		
Tom Andrews	.333	6	0	6	2	2	0	0	0	1	2	.333	0	1	2	0	.429	0	0	0	0	0	0	0	.000		
Brian Harrison	.270	33	29	115	21	31	6	1	2	16	45	.391	8	5	24	3	.338	2	1	3	3	16	47	16	.797		
John Paterson	.250	15	11	36	5	9	1	0	0	3	10	.278	1	0	11	0	.270	0	2	0	0	5	0	1	.833		
Rob Fondu	.225	35	8	40	8	9	1	0	1	10	13	.325	9	1	20	1	.380	0	0	3	4	22	1	1	.958		
Cameron Allmendinger	.214	10	2	14	5	3	0	0	0	2	3	.214	3	0	3	0	.353	0	1	0	0	2	8	1	.909		
Justin Holloway	.179	18	11	39	9	7	1	0	2	8	14	.359	8	2	15	0	.347	0	1	0	0	14	13	1	.964		
Chris Cowart	.167	19	0	6	2	1	0	0	0	1	1	.167	1	1	2	0	.375	0	0	2	2	3	0	0	1.000		
J.B. Jenkins	.132	20	7	38	3	5	2	0	0	2	7	.184	2	0	14	0	.175	0	1	0	0	16	19	5	.875		
Sean McDonough	.000	11	2	15	2	0	0	0	0	1	0	.000	3	0	2	1	.167	0	0	0	0	1	0	0	1.000		
Totals	.300	57	57	1968	392	591	107	13	38	344	838	.426	220	49	398	29	.380	26	51	77	94	1497	605	81	.963		
Opponents	.290	57	57	1996	371	578	98	17	65	326	905	.453	196	43	394	35	.361	27	28	70	93	1467	593	99	.954		
-----																											
Pitching	ERA	W	L	APP	GS	CG	SHO	CBO	SV	IP	H	R	ER	BB	SO	2B	3B	HR	AB	B/Avg	WP	HBP	BK	SFA	SHA		
Jay Jackson	3.17	9	2	15	15	0	0	0	0	99.1	77	42	35	40	94	13	3	8	356	.216	7	6	2	2	7		
Ian Parry	3.88	5	5	28	1	0	0	0	2	58.0	68	31	25	16	54	7	3	6	241	.282	0	1	1	2	4		
Mason Smith	4.05	5	4	18	16	0	0	0	0	73.1	85	53	33	25	54	20	2	6	296	.287	5	5	1	4	6		
-----																											
Nick Karow	3.71	5	0	33	0	0	0	0	9	43.2	50	20	18	9	45	10	1	6	168	.298	2	2	0	2	5		
Blaine Hart	5.06	0	0	8	0	0	0	0	0	5.1	9	3	3	0	1	1	0	1	23	.391	0	0	0	1	0		
Kevin Gaid	5.11	2	1	10	9	0	0	0	0	44.0	39	30	25	25	34	6	0	5	164	.238	3	8	1	2	2		
Butch Pucetas	5.40	0	0	5	0	0	0	0	0	1.2	2	2	1	2	1	0	0	0	7	.286	0	1	0	0	0		
Justin Holloway	6.28	1	3	16	6	0	0	0	0	38.2	51	35	27	16	18	9	1	7	158	.323	6	5	3	1	2		
Will Feemster	6.30	0	2	9	4	0	0	0	0	20.0	26	16	14	9	11	3	0	3	84	.310	5	1	0	3	1		
Ryan Lang	6.43	0	2	13	1	0	0	0	0	14.0	16	12	10	6	10	2	0	4	56	.286	2	1	1	1	0		
Chris Newell	6.90	2	3	15	3	0	0	0	1	30.0	38	26	23	13	20	6	0	6	121	.314	1	3	2	1	0		
Jay Friedman	7.50	1	0	10	0	0	0	0	0	12.0	19	16	10	8	7	4	2	3	54	.352	1	0	0	2	0		
Spencer Hale	8.53	3	1	25	0	0	0	0	0	25.1	41	29	24	8	18	8	1	4	113	.363	1	3	0	2	1		
Barry Benton	8.84	0	0	24	0	0	0	0	0	19.1	29	23	19	9	16	3	2	5	85	.341	2	2	1	2	0		
J.P. Goldsberry	18.21	0	1	12	2	0	0	0	1	14.1	28	33	29	10	11	6	2	1	70	.400	4	5	0	2	0		
Totals	5.34	33	24	57	57	0	0	0	13	499.0	578	371	296	196	394	98	17	65	1996	.290	39	43	12	27	28		
Opponents	5.83	24	33	57	57	2	1	0	13	489.0	591	392	317	220	398	107	13	38	1968	.300	57	49	9	26	51		

INTRODUCTION

SOUTHERN CONFERENCE

TEAM PROFILES

2008 IN REVIEW

HISTORY

AWARDS

RECORDS

# GEORGIA SOUTHERN

INTRODUCTION



Dr. Bruce Grube  
President

SOUTHERN CONFERENCE



Sam Baker  
Director of Athletics

TEAM PROFILES



Dr. Chris Geyerman  
Faculty Athletics Rep.

2008 IN REVIEW



Cathy Beene  
Senior Woman Admin.

HISTORY



Patrick Osterman  
Baseball SID

AWARDS

RECORDS

## Quick Facts

Location: ..... Statesboro, Ga.  
Founded: ..... 1906  
Enrollment: ..... 17,764  
Nickname: ..... Eagles  
Colors: ..... Blue and White  
President: ..... Dr. Bruce Grube  
Director of Athletics: ..... Sam Baker  
Stadium (capacity): ..... J.I. Clements (3,000)  
Press Box Phone: ..... (912) 478-2508

Head Coach: ..... Rodney Hennon  
Alma Mater (Year): ..... Western Carolina (1993)  
Record at Georgia Southern (Years): ..... 328-216 (9)  
Overall Record (Years): ..... 409-254-1 (11)  
Baseball Office Phone: ..... (912) 478-7360  
Assistant Coaches:  
..... Mike Tidick (Western Carolina, 1994)  
..... Jason Beverlin (Western Carolina, 1994)

2008 Record: ..... 33-25  
Conference Record (place): ..... 16-11 (fourth)  
Home: ..... 20-10  
Away: ..... 10-13  
Neutral: ..... 3-2  
Letterman Returning/Lost: ..... 19/12  
Starters Returning/Lost: ..... 5/4  
Pitchers Returning/Lost: ..... 6/8

Baseball Contact: ..... Patrick Osterman  
E-mail: ..... prosterman@georgiasouthern.edu  
Office: ..... (912) 478-0352  
Fax: ..... (912) 478-0046  
Website: ..... www.georgiasoutherneagles.com

## 2009 Schedule

Date	Opponent	Time	Date	Opponent	Time
F. 20	PRESBYTERIAN	7 p.m.	A. 4	COLL. OF CHARLESTON*	6 p.m.
F. 21	PRESBYTERIAN	2:30 p.m.	A. 5	COLL. OF CHARLESTON*	1:30 p.m.
F. 22	PRESBYTERIAN	1:30 p.m.	A. 7	at Georgia Tech	6 p.m.
F. 24	GEORGIA TECH	6 p.m.	A. 8	at Georgia Tech	4 p.m.
F. 25	GEORGIA TECH	4 p.m.	A. 10	at Western Carolina*	6 p.m.
F. 27	COPPIN STATE	7 p.m.	A. 11	at Western Carolina*	6 p.m.
F. 28	COPPIN STATE	2:30 p.m.	A. 12	at Western Carolina*	2 p.m.
M. 1	COPPIN STATE	1:30 p.m.	A. 14	at North Florida	7 p.m.
M. 3	WINTHROP	4 p.m.	A. 15	JACKSONVILLE	6 p.m.
M. 6	INDIANA !	7 p.m.	A. 17	DAVIDSON*	7 p.m.
M. 7	LeMOYNE !	2 p.m.	A. 18	DAVIDSON*	2:30 p.m.
M. 8	EAST CAROLINA !	3 p.m.	A. 19	DAVIDSON*	1:30 p.m.
M. 10	at Jacksonville	6 p.m.	A. 21	CHARLESTON SOUTHERN	6 p.m.
M. 11	BETHUNE-COOKMAN	6 p.m.	A. 24	at The Citadel*	6 p.m.
M. 13	at UNC Greensboro*	7 p.m.	A. 25	at The Citadel*	2 p.m.
M. 14	at UNC Greensboro*	2 p.m.	A. 26	at The Citadel*	1 p.m.
M. 15	at UNC Greensboro*	1 p.m.	A. 29	at Kennesaw State	6 p.m.
M. 16	at North Carolina A&T	1 p.m.	M. 2	FURMAN* (DH)	1:30 p.m.
M. 18	at Winthrop	6 p.m.	M. 3	FURMAN*	1:30 p.m.
M. 20	at Appalachian State*	3 p.m.	M. 9	at Samford* (DH)	2 p.m.
M. 21	at Appalachian State*	2 p.m.	M. 10	at Samford*	2 p.m.
M. 22	at Appalachian State*	1 p.m.	M. 12	at Auburn	7 p.m.
M. 24	KENNESAW STATE	6 p.m.	M. 15	WOFFORD*	7 p.m.
M. 25	at South Carolina	6 p.m.	M. 16	WOFFORD*	2:30 p.m.
M. 27	ELON*	7 p.m.	M. 17	WOFFORD*	1:30 p.m.
M. 28	ELON*	2:30 p.m.	M. 20-24	at SoCon Tournament	
M. 29	ELON*	1:30 p.m.		(Fluor Field; Greenville, S.C.)	
M. 31	NORTH FLORIDA	6 p.m.		* - Southern Conference game	
A. 3	COLL. OF CHARLESTON*	7 p.m.		! - Holiday Inn Eagle Invitational	

## 2009 Georgia Southern Roster

No.	Name	Pos.	B/T	Ht.	Wt.	Cl.	Hometown/High School (Prev. College)
2	Eric Phillips	INF	R/R	6-2	195	Fr.	Carrollton, Ga./Carrollton
3	A.J. Wirnsberger	INF	R/R	6-0	180	Jr.	Tuscaloosa, Ala./Paul Bear Bryant
4	Matt Miller	OF	L/L	5-11	185	Sr.	Canton, Ga./Woodstock
5	Jonathan King	OF	R/R	6-0	180	Sr.	Athens, Tenn./McMinn County (Young Harris)
6	Roman Grimaldi	INF	L/R	6-0	185	Jr.	Duluth, Ga./Duluth
7	Dexter Bobo	P	L/L	5-11	190	Jr.	Cumming, Ga./North Forsyth (Dartan)
9	Brian Pierce	INF	R/R	5-9	165	Sr.	Roswell, Ga./Roswell
11	Colin Snow	P	R/R	6-2	230	Fr.	Alpharetta, Ga./Alpharetta
12	Brian Wilkerson	P	R/R	6-2	200	Jr.	Bonaire, Ga./Houston County
13	Jake Ware	INF	R/R	6-0	170	So.	Statesboro, Ga./Statesboro
14	Kevin Bowles	INF	R/R	5-9	175	Jr.	Statesboro, Ga./Statesboro
15	Phillip Porter	OF	R/R	6-0	195	Sr.	Marietta, Ga./Sprayberry
18	Chris Jones	INF	R/R	5-10	160	Jr.	Lithonia, Ga./Redan (Lake City CC)
19	Kyle Blackburn	INF	L/L	6-1	235	Jr.	Marietta, Ga./Walton
21	Griffin Benedict	C	L/R	6-0	185	Sr.	Dunwoody, Ga./St. Pius
22	Andy Moye	P	R/R	6-5	205	So.	Alpharetta, Ga./Alpharetta
23	Kyle Kamppi	P	R/R	5-10	175	Sr.	Savannah, Ga./Benedictine Military Academy
24	Charles Matthews	P	R/R	6-5	210	Jr.	Athens, Ga./Athens Academy (SMC)
25	Chris Banker	C	R/R	6-0	190	Sr.	Martinez, Ga./Lakeside (Chattahoochee Valley CC)
26	Will Southwell	INF	R/R	6-0	210	Sr.	Moultrie, Ga./Colquitt County
28	Rick Anderson	C	R/R	5-10	185	R-Fr.	Norcross, Ga./Wesleyan
29	Pat Smith	OF	R/R	5-11	170	R-Fr.	New Castle, Del./New Castle
30	Ty Wright	OF	R/R	6-1	230	Sr.	Montrose, Ga./West Laurens (ABAC)
31	Trent Franzago	P	R/R	6-3	190	So.	Byron, Ga./Peach County
32	Randy Williams	C	R/R	6-2	200	Jr.	Valdosta, Ga./Lowndes County (Andrew)
33	Matt Murray	P	R/R	6-3	245	Fr.	Spring City, Pa./Owen Roberts
35	Ryan McCafferty	P	R/R	6-3	200	R-Fr.	West Chester, Pa./East
36	Michael Burruss	C	L/R	6-1	180	Fr.	Marietta, Ga./Sprayberry
38	Jake Brown	P	L/L	6-1	215	Jr.	Forest Hill, Md./North Harford (Pitt CC)
40	Michael Hester	P	R/R	5-11	170	So.	Evans, Ga./Greenbrier
44	Chris Mederos	P	R/R	6-3	170	Jr.	Valdosta, Ga./Lowndes County (Gordon)
45	Tony Chisman	P	R/R	5-11	190	So.	Conyers, Ga./Salem
46	Vince Smith	OF	R/R	6-2	205	R-Fr.	Kingsland, Ga./Camden County
47	Mitchell Farmer	P	L/L	6-0	205	Fr.	Conyers, Ga./Rockdale County



## 2008 Results

(33-25, 16-11/4th)

Date	Opponent	Result	Date	Opponent	Result
F. 23	BOSTON COLLEGE	L, 11-7	A. 11	APPALACHIAN STATE*	W, 13-7
F. 23	BOSTON COLLEGE	L, 14-7	A. 12	APPALACHIAN STATE*	L, 5-3
F. 24	BOSTON COLLEGE	W, 18-6	A. 13	APPALACHIAN STATE*	L, 5-3
F. 26	at Georgia Tech	L, 11-2	A. 16	GEORGIA TECH	L, 14-8
F. 27	at Georgia Tech	L, 1-0 (10)	A. 18	at Davidson*	W, 10-4
F. 29	TOWSON	W, 13-12	A. 19	at Davidson*	W, 20-2
M. 1	TOWSON	W, 14-8	A. 20	at Davidson*	L, 7-6
M. 2	TOWSON	W, 11-5	A. 22	NORTH FLORIDA	W, 17-4
M. 4	at Bethune-Cookman	L, 10-7	A. 23	at Kennesaw State	W, 6-4 (11)
M. 8	vs. Michigan \$	W, 12-3	A. 25	at Wofford*	W, 15-5
M. 8	vs. Pittsburgh \$	W, 3-2 (10)	A. 27	at Wofford*	W, 12-6
M. 9	at East Carolina \$	L, 9-3	A. 27	at Wofford*	W, 19-12
M. 11	USC UPSTATE	W, 11-8	A. 30	JACKSONVILLE	W, 17-7
M. 12	USC UPSTATE	W, 17-8	M. 2	THE CITADEL*	W, 17-13
M. 14	COLUMBIA	L, 8-5	M. 3	THE CITADEL*	L, 12-8
M. 15	COLUMBIA	W, 26-8	M. 4	THE CITADEL*	W, 6-5
M. 16	COLUMBIA	L, 11-3	M. 5	MERCER	L, 6-4
M. 17	COLUMBIA	W, 22-8	M. 9	UNC GREENSBORO*	W, 14-2
M. 18	at Mercer	W, 17-2	M. 10	UNC GREENSBORO*	W, 20-6
M. 21	WESTERN CAROLINA*	W, 19-10	M. 10	UNC GREENSBORO*	W, 10-9
M. 22	WESTERN CAROLINA*	W, 13-12	M. 13	at Jacksonville	L, 9-4
M. 23	WESTERN CAROLINA*	W, 15-12	M. 16	at Furman*	L, 10-2
M. 28	at Coll. of Charleston*	W, 15-9	M. 16	at Furman*	W, 6-3
M. 29	at Coll. of Charleston*	L, 5-4	M. 17	at Furman*	L, 6-5
M. 30	at Coll. of Charleston*	L, 7-6	M. 21	vs. UNC Greensboro #	W, 21-9
A. 1	at North Florida	W, 3-1	M. 22	vs. Elon #	L, 16-5
A. 2	KENNESAW STATE	L, 7-6	M. 23	vs. UNC Greensboro #	L, 12-9
A. 4	at Elon*	L, 9-6	* - Southern Conference game		
A. 6	at Elon*	L, 11-10	# - Southern Conference Tournament		
A. 6	at Elon*	L, 12-8	(Charleston, S.C.)		
A. 8	JACKSONVILLE	W, 12-6	\$ - Keith LeClair Classic (Greenville, N.C.)		

## Head Coach Rodney Hennon

**Alma Mater (Year):** Western Carolina (1993)

### Coaching:

Head coach, Western Carolina, 1997-99

Head coach, Georgia Southern, 1999-pres.

**Record at GSU (Years):** ..... 328-216 (9)

**Overall record (Years):** ..... 409-254-1 (11)



J.I. Clements Stadium

## 2008 Statistics

Batting	AVG	GP	GS	AB	R	H	2B	3B	HR	RBI	TB	SLG%	BB	HBP	SO	GDP	OB%	SF	SH	SB	ATT	PO	A	E	FLD%
Chris Shehan	.438	58	58	224	84	98	17	3	22	77	187	.835	53	9	56	5	.557	1	0	22	24	95	6	2	.981
Ty Wright	.398	50	45	196	63	78	22	1	17	52	153	.781	32	9	25	1	.494	4	0	8	11	8	3	1	.917
Phillip Porter	.365	53	48	219	59	80	13	0	7	45	114	.521	21	5	42	6	.431	1	6	19	24	64	1	5	.929
David Richardson	.359	50	40	170	44	61	11	1	9	46	101	.594	22	4	39	3	.433	5	0	12	16	120	1	3	.976
Griffin Benedict	.355	57	55	217	60	77	17	2	12	65	134	.618	27	9	20	6	.441	3	3	3	4	311	41	8	.978
Jeremy Beckham	.333	51	51	171	41	57	6	0	1	25	66	.386	26	6	22	2	.434	2	5	24	29	115	141	7	.973
Jeremiah Parker	.326	57	56	227	60	74	18	0	14	70	134	.590	22	14	57	5	.407	7	3	3	3	460	30	3	.994
A.J. Wirsberger	.324	58	58	244	63	79	15	3	21	73	163	.668	20	12	35	2	.398	3	0	6	7	26	121	12	.925
Brian Pierce	.272	58	58	213	37	58	13	0	1	32	74	.347	19	4	48	2	.336	5	11	5	7	74	173	11	.957
-----																									
Chris Banker	.625	11	0	8	4	5	1	0	1	4	9	1.125	2	0	2	0	.700	0	0	0	0	22	2	0	1.000
Matt Miller	.357	16	14	56	18	20	6	1	3	12	37	.661	14	0	9	0	.486	0	0	3	5	31	2	0	1.000
Jonathan King	.317	26	6	41	15	13	0	0	0	7	13	.317	13	1	8	1	.466	3	2	2	2	24	1	1	.962
Kevin Bowles	.294	19	6	34	13	10	3	0	0	7	13	.382	8	2	2	0	.435	2	0	0	0	15	24	1	.975
Kyle Blackburn	.291	34	20	79	15	23	5	0	4	13	40	.506	14	1	19	3	.404	0	0	1	1	35	4	1	.975
Will Southwell	.286	29	6	49	13	14	6	0	0	9	20	.408	6	3	14	1	.390	1	1	0	0	102	5	3	.973
Roman Grimaldi	.167	10	0	6	1	1	0	0	1	2	4	.667	1	1	3	0	.375	0	0	0	0	1	5	0	1.000
Jake Ware	.158	20	1	19	5	3	1	0	1	4	7	.368	2	0	8	0	.238	0	0	0	0	5	10	1	.938
Totals	.346	58	58	2173	595	751	154	11	114	543	1269	.584	302	80	409	37	.437	37	31	108	133	1539	646	71	.969
Opponents	.319	58	58	2125	446	678	116	10	87	419	1075	.506	239	80	405	35	.404	22	32	83	98	1515	605	112	.950
Pitching	ERA	W	L	APP	GS	CG	SHO	CBO	SV	IP	H	R	ER	BB	SO	2B	3B	HR	AB	B/Avg	WP	HBP	BK	SFA	SHA
Kyle Kamppi	6.18	5	4	20	10	0	0	0	0	67.0	78	51	46	24	58	18	3	8	271	.288	6	7	0	2	6
Drew Murray	6.66	8	1	14	14	0	0	0	0	78.1	97	61	58	36	70	18	0	12	314	.309	11	8	3	5	5
Andy Moye	6.99	3	5	14	14	0	0	0	0	64.1	85	58	50	28	54	19	0	9	270	.315	12	10	0	4	1
-----																									
Roman Grimaldi	4.50	0	0	3	0	0	0	0	0	2.0	1	3	1	3	0	0	0	6	.167	1	2	0	0	0	1
Blake Nation	5.93	3	3	24	0	0	0	0	7	41.0	60	32	27	15	36	7	1	4	181	.331	6	5	0	1	3
Michael Hester	6.43	1	1	12	2	0	0	0	0	21.0	26	18	15	12	12	4	0	7	88	.295	3	7	1	0	1
Trent Franzago	6.50	1	2	13	1	0	0	0	0	18.0	20	14	13	14	11	4	0	3	74	.270	2	1	0	0	1
Tony Chisman	6.53	1	1	28	0	0	0	0	1	30.1	35	24	22	19	36	4	0	5	118	.297	3	4	0	3	1
Charlie Strohecker	6.57	2	1	23	1	0	0	0	0	38.1	55	34	28	13	22	9	0	5	161	.342	3	6	0	1	2
Aaron Eubanks	6.79	6	2	17	7	0	0	0	0	51.2	75	40	39	16	30	10	2	12	216	.347	5	5	0	1	4
A.J. Gilbert	8.31	0	0	21	0	0	0	0	0	17.1	25	20	16	9	14	6	1	4	73	.342	1	2	2	1	3
Burt Barto	8.45	2	2	23	3	0	0	0	0	38.1	61	38	36	11	20	12	1	10	168	.363	2	8	1	2	0
Brian Wilkerson	9.00	0	0	2	0	0	0	0	0	2.0	4	2	2	1	1	0	0	0	6	.667	0	0	0	2	1
Ryan Steidl	9.58	0	0	10	0	0	0	0	0	10.1	12	11	11	8	11	1	0	2	41	.293	1	4	0	0	1
Justin Davis	10.00	1	3	13	6	0	0	0	0	27.0	36	33	30	26	28	2	1	5	113	.319	5	9	1	0	2
Dave Rigdon	10.50	0	0	6	0	0	0	0	0	6.0	8	7	7	4	2	2	1	1	25	.320	0	2	0	0	0
Totals	7.04	33	25	58	58	0	0	0	8	513.0	678	446	401	239	405	116	10	87	2125	.319	61	80	8	22	32
Opponents	9.34	25	33	58	58	0	1	1	10	505.0	751	595	524	302	409	154	11	114	2173	.346	55	80	11	37	31

# UNC GREENSBORO

INTRODUCTION



Dr. Linda P. Brady  
Chancellor

SOUTHERN CONFERENCE



Nelson Bobb  
Director of Athletics

TEAM PROFILES



Dr. Terry Ackerman  
Faculty Athletics Rep.

2008 IN REVIEW



Cathy Roberts  
Senior Woman Admin.

HISTORY



David Percival  
Baseball SID

AWARDS

RECORDS

## Quick Facts

Location: .....Greensboro, N.C.  
Founded: .....1891  
Enrollment: .....17,467  
Nickname: .....Spartans  
Colors: .....Gold, White and Navy  
Chancellor: .....Dr. Linda P. Brady  
Director of Athletics: .....Nelson Bobb  
Stadium (capacity): UNCG Baseball Stadium (3,500)  
Press Box Phone:.....(336) 334-3885

Head Coach: .....Mike Gaski  
Alma Mater (Year): .....Detroit (1973)  
Record at UNC Greensboro (Years): ..558-431-1 (18)  
Overall Record (Years):.....558-431-1 (18)  
Baseball Office Phone: .....(336) 334-3247  
Assistant Coaches:  
.....Jamie Athas (Arizona State, 2006)  
.....Dustin Ijames (North Carolina A&T, 2006)

2008 Record: .....33-27  
Conference Record (place): .....15-12 (fifth)  
Home: .....24-13  
Away: .....8-11  
Neutral: .....1-3  
Letterman Returning/Lost: .....19/11  
Starters Returning/Lost: .....3/6  
Starting Pitchers Returning/Lost: .....9/4

Baseball Contact: .....David Percival  
E-mail: .....drperciv@uncg.edu  
Office: .....(336) 334-5615  
Fax: .....(336) 334-3182  
Website: .....www.uncgspartans.com

## 2009 Schedule

Date	Opponent	Time	Date	Opponent	Time
F. 20	KENT STATE	4 p.m.	A. 5	at Elon*	1:30 p.m.
F. 21	KENT STATE	1 p.m.	A. 8	DUKE	6 p.m.
F. 22	KENT STATE	1 p.m.	A. 9	at Wofford*	7 p.m.
F. 25	at Campbell	4 p.m.	A. 10	at Wofford*	7 p.m.
F. 27	PRINCETON	4 p.m.	A. 11	at Wofford*	3 p.m.
F. 28	PRINCETON	1 p.m.	A. 15	WAKE FOREST	6 p.m.
M. 1	PRINCETON	1 p.m.	A. 17	THE CITADEL*	7 p.m.
M. 4	at Duke	3 p.m.	A. 18	THE CITADEL*	2 p.m.
M. 6	at College of Charleston*	6 p.m.	A. 19	THE CITADEL*	1 p.m.
M. 7	at College of Charleston*	1 p.m.	A. 21	NORTH CAROLINA STATE	6 p.m.
M. 8	at College of Charleston*	1 p.m.	A. 24	at Davidson*	7 p.m.
M. 11	OLD DOMINION	2 p.m.	A. 25	at Davidson*	2 p.m.
M. 13	GEORGIA SOUTHERN*	7 p.m.	A. 26	at Davidson*	1 p.m.
M. 14	GEORGIA SOUTHERN*	2 p.m.	A. 28	NORTH CAROLINA A&T	6 p.m.
M. 15	GEORGIA SOUTHERN*	1 p.m.	A. 29	at High Point	6 p.m.
M. 17	LAFAYETTE	6 p.m.	M. 1	WESTERN CAROLINA*	7 p.m.
M. 18	LAFAYETTE	6 p.m.	M. 2	WESTERN CAROLINA*	2 p.m.
M. 20	ALBANY	7 p.m.	M. 3	WESTERN CAROLINA*	1 p.m.
M. 21	ALBANY	2 p.m.	M. 5	CAMPBELL	6 p.m.
M. 22	ALBANY	1 p.m.	M. 8	APPALACHIAN STATE*	7 p.m.
M. 24	at North Carolina State	6:30 p.m.	M. 9	APPALACHIAN STATE*	2 p.m.
M. 25	HIGH POINT	6 p.m.	M. 10	APPALACHIAN STATE*	1 p.m.
M. 27	SAMFORD*	7 p.m.	M. 13	UNC ASHEVILLE	6 p.m.
M. 28	SAMFORD*	2 p.m.	M. 14	at Furman*	7 p.m.
M. 29	SAMFORD*	1 p.m.	M. 15	at Furman*	7 p.m.
M. 31	vs. North Carolina A&T	6 p.m.	M. 16	at Furman*	1 p.m.
A. 1	at Wake Forest	6 p.m.	M. 20-24	at SoCon Tournament	
A. 3	at Elon*	7 p.m.		(Fluor Field; Greenville, S.C.)	
A. 4	at Elon*	7 p.m.		* - Southern Conference game	

## 2009 UNC Greensboro Roster

No.	Name	Pos.	B/T	Ht.	Wt.	Cl.	Hometown/High School (Prev. College)
1	John Cucchiarella	INF	R/R	5-10	160	R-Fr.	Katonah, N.Y./Somers
2	Ian Phillips	RHP	R/R	6-0	188	R-So.	Elon, N.C./Northeast Guilford
3	Ed Jayjack	INF/C	L/R	6-0	190	R-Jr.	Dublin, Ohio/Dublin Coffman
5	Adam Daufeldt	LHP	L/L	5-11	170	Sr.	Greensboro, N.C./Page
6	Ray Quinones	INF	R/R	5-11	190	So.	New York, N.Y./George Washington
7	Greg Smith	RHP	R/R	5-11	170	So.	Manorville, N.Y./Eastport/S. Manor
8	Tyler Vogler	INF/OF	R/R	5-9	175	Fr.	Pfafftown, N.C./Mt. Tabor
9	Jacob Golliday	C	R/R	6-1	180	Fr.	Kill Devil Hills, N.C./Kill Devil Hills
10	Raymond Frias	INF	R/R	5-11	180	Fr.	Bronx, N.Y./All Hallows
12	Alex Frederick	INF	R/R	6-1	180	Fr.	Cockeysville, Md./Dulaney
14	Kris Richards	INF	R/R	6-0	180	Fr.	Garner, N.C./West Johnston
15	Bradley Raynor	OF	R/R	5-9	180	R-Fr.	Hamilton, N.J./Lawrenceville Prep
16	Alex Shelton	LHP	L/R	6-1	190	Jr.	Madison, N.C./McMichael
17	Greg Martin	RHP	R/R	6-2	190	Sr.	Chapel Hill, N.C./Chapel Hill
18	Trevor Edwards	IB/C	L/R	6-2	210	Fr.	Toronto, Ontario, Canada/Taddle Creek Acad.
19	Rob Gilliam	RHP	R/R	6-1	195	Jr.	Chapel Hill, N.C./East Chapel Hill
20	Matt Parish	RHP	R/R	6-4	215	Fr.	Morristown, N.J./Morristown
21	Eric Temple	OF	R/R	6-0	180	Fr.	Pittsburgh, Pa./Shaler
22	Corey Overholtzer	OF	L/L	5-11	160	Jr.	Frederick, Md./Arundel
23	Michael Wall	INF/OF	L/R	6-0	175	So.	Rural Hall, N.C./North Forsyth
24	Pedro Leon	OF/C	R/R	5-10	180	Sr.	Tuscon, Ariz. (Pima CC)
26	Joey Frabasile	INF	R/R	6-2	195	R-Fr.	Bronx, N.Y./Fordham Prep
26	Zach Furl	RHP	R/R	6-0	207	Fr.	Sanford, N.C./Lee County
27	Warren Slack	RHP	R/R	5-11	160	So.	High Point, N.C./Southwest Guilford
29	Drew Gehringer	OF	R/R	5-11	160	So.	Matthews, N.C./Butler
30	Mark Peterson	RHP	R/R	6-0	190	Fr.	Raleigh, N.C./Sanderson
31	Blake Hassebrock	RHP	R/R	6-5	190	So.	High Point, N.C./Southwest Guilford
33	Wes McBride	RHP	R/R	6-2	195	R-Fr.	Lewisville, N.C./West Forsyth
37	Brent O'Berry	OF/INF	L/R	6-1	160	So.	Greensboro, N.C./Ragsdale
44	Zach Howell	RHP	R/R	6-2	195	Fr.	Raleigh, N.C./Garner Magnet



## 2008 Results

(33-27, 15-12/5th)

Date	Opponent	Result	Date	Opponent	Result
F. 22	KENT STATE	W, 12-3	A. 12	WOFFORD*	W, 16-9
F. 23	KENT STATE	L, 7-5 (10)	A. 13	WOFFORD*	W, 9-6
F. 24	KENT STATE	W, 4-3 (10)	A. 15	NORTH CAROLINA	L, 14-3
F. 29	CONNECTICUT	W, 18-1	A. 18	at The Citadel*	W, 3-1
M. 1	CONNECTICUT	W, 15-6	A. 19	at The Citadel*	W, 9-3
M. 2	CONNECTICUT	W, 1-0	A. 20	at The Citadel*	L, 8-7
M. 5	at Wake Forest	L, 13-6	A. 22	DUKE	L, 10-3
M. 6	VALPARAISO	W, 11-4	A. 23	North Carolina State	W, 8-7 (10)
M. 8	OHIO	W, 14-9	A. 25	ELON*	W, 10-9
M. 8	OHIO	L, 13-10 (12)	A. 26	ELON*	L, 5-4
M. 9	OHIO	W, 3-2	A. 27	ELON*	L, 4-3 (10)
M. 11	at Clemson	L, 11-10	A. 29	WAKE FOREST	L, 11-6
M. 12	at Clemson	L, 6-5	A. 30	UNC ASHEVILLE	L, 7-3
M. 15	PRINCETON	W, 7-2	M. 2	COLL. OF CHARLESTON*	W, 6-3
M. 16	PRINCETON	W, 10-5	M. 3	COLL. OF CHARLESTON*W, 12-9	
M. 17	PRINCETON	W, 13-2	M. 4	COLL. OF CHARLESTON*W, 18-17	
M. 19	at High Point	W, 6-5	M. 6	HIGH POINT	W, 4-3 (10)
M. 21	at Appalachian State*	W, 9-3	M. 7	NORTH CAROLINA A&T	L, 5-3
M. 22	at Appalachian State*	W, 12-8	M. 9	at Georgia Southern*	L, 14-2
M. 23	at Appalachian State*	W, 17-11	M. 10	at Georgia Southern*	L, 20-6
M. 25	ALBANY	W, 9-7	M. 10	at Georgia Southern*	L, 10-9
M. 26	ALBANY	W, 12-4	M. 14	DAVIDSON*	L, 9-5
M. 28	at Western Carolina*	L, 17-2	M. 15	DAVIDSON*	W, 9-1
M. 29	at Western Carolina*	W, 7-3	M. 16	DAVIDSON*	L, 6-2
M. 30	at Western Carolina*	L, 9-5	M. 21	vs. Georgia Southern #	L, 21-9
A. 1	at North Carolina	L, 4-1	M. 22	vs. Wofford #	W, 14-5
A. 2	NORTH CAROLINA A&T	L, 10-7	M. 23	vs. Georgia Southern #	W, 12-9
A. 4	FURMAN*	L, 5-2	M. 24	vs. Elon #	L, 12-4
A. 6	FURMAN*	W, 5-3			
A. 6	FURMAN*	L, 5-4			
A. 9	at Duke	L, 10-0			
A. 11	WOFFORD*	W, 3-2			

\* - Southern Conference game

# - Southern Conference Tournament  
(Charleston, S.C.)



## Head Coach Mike Gaski

Alma Mater (Year): .....Detroit (1973)

### Coaching:

Head coach, UNC Greensboro, 1991-pres.

Record at UNCG (Years):..... 558-431-1 (18)

Overall record (Years):..... 558-431-1 (18)



## UNCG Baseball Stadium

## 2008 Statistics

Batting	AVG	GP	GS	AB	R	H	2B	3B	HR	RBI	TB	SLG%	BB	HBP	SO	GDP	OB%	SF	SH	SB	ATT	PO	A	E	FLD%
Ricky Orton	.359	58	58	206	56	74	20	0	15	59	139	.675	61	1	49	2	.502	3	0	3	4	467	41	7	.986
Corey Overholtzer	.350	59	58	223	42	78	12	6	5	44	117	.525	20	7	35	2	.413	4	3	10	15	127	3	1	.992
Matt Gaski	.328	60	60	247	61	81	11	1	5	36	109	.441	38	6	33	5	.424	4	5	5	10	104	199	12	.962
Tim Carrier	.310	59	59	242	59	75	17	1	6	58	112	.463	27	5	32	2	.374	12	1	11	12	96	161	12	.955
Sean Snell	.307	57	57	215	49	66	21	3	5	52	108	.502	28	15	43	4	.416	4	5	7	8	231	25	3	.988
Greg Feltes	.305	59	59	220	66	67	9	1	15	47	123	.559	39	15	41	6	.438	2	3	11	12	5	0	0	1.000
Adam Deleo	.301	51	37	153	19	46	7	1	2	23	61	.399	12	5	16	1	.368	1	4	4	5	280	29	3	.990
Pedro Leon	.286	60	57	224	35	64	15	3	3	36	94	.420	31	7	46	0	.388	1	6	7	9	110	1	5	.957
Ray Quinones	.255	58	56	204	32	52	13	1	5	35	82	.402	13	1	32	3	.296	5	4	3	3	50	89	21	.869
Drew Gehringer	.267	39	28	101	17	27	5	1	2	14	40	.396	7	2	27	0	.321	2	4	5	6	38	3	4	.911
Joey Frabasile	.200	5	0	5	0	1	0	0	0	0	1	.200	0	0	2	0	.200	0	0	0	0	4	1	0	1.000
Ed Jayjack	.179	18	5	28	4	5	0	0	2	4	11	.393	8	0	7	0	.361	0	0	0	0	37	4	1	.976
Logan Smith	.143	21	6	28	3	4	1	0	1	3	8	.286	2	1	13	0	.226	0	1	0	0	23	9	3	.914
Brent O'Berry	.091	12	0	11	1	1	0	0	0	2	1	.091	0	0	6	0	.091	0	0	0	0	1	0	0	1.000
Michael Wall	.000	5	0	4	0	0	0	0	0	0	0	.000	0	0	2	0	.000	0	0	0	0	0	0	0	.000
<b>Totals</b>	<b>.304</b>	<b>60</b>	<b>60</b>	<b>2111</b>	<b>444</b>	<b>641</b>	<b>131</b>	<b>18</b>	<b>66</b>	<b>413</b>	<b>1006</b>	<b>.477</b>	<b>286</b>	<b>65</b>	<b>384</b>	<b>25</b>	<b>.397</b>	<b>38</b>	<b>36</b>	<b>66</b>	<b>84</b>	<b>1608</b>	<b>644</b>	<b>81</b>	<b>.965</b>
<b>Opponents</b>	<b>.307</b>	<b>60</b>	<b>60</b>	<b>2138</b>	<b>431</b>	<b>656</b>	<b>125</b>	<b>13</b>	<b>69</b>	<b>385</b>	<b>1014</b>	<b>.474</b>	<b>285</b>	<b>58</b>	<b>411</b>	<b>46</b>	<b>.399</b>	<b>25</b>	<b>44</b>	<b>76</b>	<b>102</b>	<b>1575</b>	<b>599</b>	<b>64</b>	<b>.971</b>
Pitching	ERA	W	L	APP	GS	CG	SHO	CBO	SV	IP	H	R	ER	BB	SO	2B	3B	HR	AB	B/Avg	WP	HBP	BK	SFA	SHA
Greg Martin	5.40	7	4	15	15	0	0	1	0	83.1	105	55	50	36	47	14	3	8	337	.312	4	10	3	1	5
Wes McCall	5.51	1	8	30	8	0	0	1	1	63.2	77	45	39	27	35	16	3	6	251	.307	6	7	3	3	8
Greg Smith	7.18	5	1	25	7	0	0	0	2	67.2	86	60	54	38	59	24	1	9	267	.322	6	10	0	9	9
Ian Phillips	3.00	0	0	4	0	0	0	0	0	3.0	4	4	1	4	1	1	0	0	14	.286	1	1	0	0	0
Blake Hassebrock	4.00	0	0	17	0	0	0	0	0	18.0	20	15	8	12	14	6	0	1	72	.278	3	2	0	1	1
James White	4.96	5	1	38	0	0	0	0	0	32.2	36	25	18	10	23	6	1	3	126	.286	5	7	2	4	3
Alex Shelton	5.28	4	3	19	6	0	0	0	1	44.1	53	30	26	27	32	9	1	5	172	.308	2	3	0	1	5
Matt Bjorkstrom	5.30	2	1	26	1	0	0	0	0	37.1	32	28	22	33	41	9	0	3	141	.227	4	5	2	0	3
Matt Gibbs	5.66	3	0	9	9	0	0	0	0	41.1	53	33	26	17	27	9	2	5	164	.323	2	1	0	2	2
Rob Gilliam	6.23	4	4	30	3	0	0	1	7	56.1	68	43	39	23	54	12	0	12	223	.305	2	4	0	1	4
Warren Slack	7.19	0	3	21	4	0	0	0	0	41.1	53	37	33	30	53	11	1	6	173	.306	5	3	2	0	2
Kory Judd	9.00	0	2	16	1	0	0	0	0	17.0	20	19	17	15	11	2	0	2	63	.317	1	3	0	2	2
Clay Gibson	9.30	2	0	11	6	0	0	0	0	30.0	49	37	31	13	14	6	1	9	135	.363	6	2	0	1	0
<b>Totals</b>	<b>6.11</b>	<b>33</b>	<b>27</b>	<b>60</b>	<b>60</b>	<b>0</b>	<b>1</b>	<b>1</b>	<b>11</b>	<b>536.0</b>	<b>656</b>	<b>431</b>	<b>364</b>	<b>285</b>	<b>411</b>	<b>125</b>	<b>13</b>	<b>69</b>	<b>2138</b>	<b>.307</b>	<b>47</b>	<b>58</b>	<b>12</b>	<b>25</b>	<b>44</b>
<b>Opponents</b>	<b>6.46</b>	<b>27</b>	<b>33</b>	<b>60</b>	<b>60</b>	<b>0</b>	<b>1</b>	<b>1</b>	<b>9</b>	<b>525.0</b>	<b>641</b>	<b>444</b>	<b>377</b>	<b>286</b>	<b>384</b>	<b>131</b>	<b>18</b>	<b>66</b>	<b>2111</b>	<b>.304</b>	<b>50</b>	<b>65</b>	<b>15</b>	<b>38</b>	<b>36</b>



Dr. Andrew Westmoreland  
President



Bob Roller  
Director of Athletics



Dr. Chris Metress  
Faculty Athletics Rep.



Michelle Durban  
Senior Woman Admin.



Joey Mullins  
Baseball SID

## Quick Facts

Location: ..... Birmingham, Ala.  
Founded: ..... 1841  
Enrollment: ..... 4,500  
Nickname: ..... Bulldogs  
Colors: ..... Red and Blue  
President: ..... Dr. Andrew Westmoreland  
Director of Athletics: ..... Bob Roller  
Stadium (capacity): ..... Joe Lee Griffin Field (1,000)  
Press Box Phone: ..... (205) 726-4167

Head Coach: ..... Casey Dunn  
Alma Mater (Year): ..... Auburn (1999)  
Record at Samford (Years): ..... 119-112 (4)  
Overall Record (Years): ..... 119-112 (4)  
Baseball Office Phone: ..... (205) 726-2134  
Assistant Coaches:  
..... Tony David (South Alabama, 1996)  
..... Mick Fieldbinder (Montevallo, 1996)  
..... Rucker Taylor (Vanderbilt, 2006)

2008 Record: ..... 33-23  
Conference Record (place): 19-7 (tied-second, OVC)  
Home: ..... 23-4  
Away: ..... 10-16  
Neutral: ..... 0-3  
Letterman Returning/Lost: ..... 22/12  
Starters Returning/Lost: ..... 4/4  
Starting Pitchers Returning/Lost: ..... 4/0

Baseball Contact: ..... Joey Mullins  
E-mail: ..... jmmulli1@samford.edu  
Office: ..... (205) 726-2799  
Fax: ..... (205) 726-2545  
Website: ..... www.samfordsports.com

## 2009 Schedule

Date	Opponent	Time (ET)	Date	Opponent	Time (ET)
F. 20	KENNESAW STATE	6 p.m.	A. 3	DAVIDSON*	7 p.m.
F. 21	KENNESAW STATE	2 p.m.	A. 4	DAVIDSON*	2 p.m.
F. 22	KENNESAW STATE	2 p.m.	A. 5	DAVIDSON*	2 p.m.
F. 26	at Florida Gulf Coast @	4 p.m.	A. 7	at Jacksonville State	7:30 p.m.
F. 27	vs. South Florida @	12 p.m.	A. 8	TROY	7 p.m.
F. 28	vs. Bethune-Cookman @	8 p.m.	A. 10	at Appalachian State*	7 p.m.
M. 1	vs. Boston College @	12 p.m.	A. 11	at Appalachian State*	3 p.m.
M. 4	at Troy	7 p.m.	A. 12	at Appalachian State*	1 p.m.
M. 6	WOFFORD*	8 p.m.	A. 14	GEORGIA STATE	5 p.m.
M. 7	WOFFORD*	3 p.m.	A. 15	ALABAMA	7 p.m.
M. 8	WOFFORD*	2 p.m.	A. 17	at Western Carolina*	6 p.m.
M. 10	JACKSONVILLE STATE	7 p.m.	A. 18	at Western Carolina*	6 p.m.
M. 11	at Alabama	7:35 p.m.	A. 19	at Western Carolina*	2 p.m.
M. 13	at Furman*	7 p.m.	A. 21	at Auburn	7 p.m.
M. 14	at Furman*	5 p.m.	A. 24	ELON*	7 p.m.
M. 15	at Furman*	1 p.m.	A. 25	ELON*	2 p.m.
M. 17	at Belmont	5 p.m.	A. 26	ELON*	2 p.m.
M. 18	at Lipscomb	4 p.m.	A. 29	ALABAMA A&M	7 p.m.
M. 20	COLL. OF CHARLESTON*	7 p.m.	M. 1	at The Citadel*	6 p.m.
M. 21	COLL. OF CHARLESTON*	2 p.m.	M. 2	at The Citadel*	2 p.m.
M. 22	COLL. OF CHARLESTON*	2 p.m.	M. 3	at The Citadel*	1 p.m.
M. 24	AUBURN	7 p.m.	M. 5	at Georgia State	6 p.m.
M. 25	BELMONT	7 p.m.	M. 9	GEORGIA SOUTHERN* (DH) 2 p.m.	
M. 27	at UNC Greensboro*	7 p.m.	M. 10	GEORGIA SOUTHERN*	2 p.m.
M. 28	at UNC Greensboro*	2 p.m.	M. 20-24	at SoCon Tournament	
M. 29	at UNC Greensboro*	1 p.m.		(Fluor Field; Greenville, S.C.)	
M. 31	at UAB	7:30 p.m.		* - Southern Conference game	
A. 1	UAB	7 p.m.		@ - FGCU Classic; Fort Myers, Fla.	

## 2009 Samford Roster

No.	Name	Pos.	B/T	Ht.	Wt.	Cl.	Hometown/High School (Prev. College)
2	Trey Hayes	OF	R/R	6-1	200	Jr.	Crestview, Fla. (Okaloosa Walton CC)
3	Mason Meredith	IF/OF	R/R	5-10	180	Jr.	Dothan, Ala. (Gulf Coast CC)
5	Michael Johnson	IF	L/R	5-9	150	So.	Naples, Fla./Gulf Coast
6	Wayne Miller	OF	R/R	6-1	185	Jr.	Knoxville, Tenn./Bearden
7	Davis Harrison	IF	R/R	5-10	185	So.	Moody, Ala./Moody
8	Brad Moss	C	R/R	5-7	160	Fr.	Atlanta, Ga./Calhoun
9	Michael Jarry	RHP	R/R	6-0	175	Sr.	Duluth, Ga. (Seminole CC)
10	Austin Allison	IF	R/R	5-8	150	Fr.	Phoenix City, Ala./Glenwood Acad.
11	Tripp Swann	LHP/1B	L/L	6-2	202	Jr.	Montgomery, Ala./Montgomery Acad.
12	David Schulze	OF	R/R	6-2	200	Jr.	Santo Domingo, D.R. (Gulf Coast CC)
14	Stephen Ballard	SS	L/R	5-11	190	So.	Daphne, Ala./Bayside Acad.
15	Gary Cramer	C	S/R	5-10	205	So.	Hoover, Ala./Hoover
17	Marcus Rodriguez	IF	R/R	6-2	205	Jr.	Naples, Fla./Barron Collier
18	Joe Durham	OF	L/L	5-11	180	Sr.	Roanoke, Va. (Potomac State CC)
19	Gardner Richey	OF	R/R	6-3	215	Fr.	Tupelo, Miss./Tupelo
21	Dayne Cutrell	RHP	R/R	6-4	225	Jr.	Mobile, Ala. (Gulf Coast CC)
22	Matthew Bennett	C	R/R	5-10	205	So.	Kennesaw, Ga./Mt. Paran
23	Byron Soler	C	R/R	6-0	210	Fr.	Miami, Fla./Belen Jesuit
24	Kyle Nichols	LHP	L/L	6-1	260	Sr.	Collierville, Tenn./Briarcrest Christian
25	Jonathan Stephens	RHP	R/R	6-7	235	Sr.	Pensacola, Fla. (Alabama Southern CC)
26	Bronson McGriff	IF	R/R	6-3	215	So.	Birmingham, Ala./Oak Mountain
27	Andrew Jones	RHP	R/R	6-4	190	So.	Marietta, Ga./Pope
28	Taylor Hammond	LHP	L/L	6-1	190	So.	Windermere, Fla./Olympia
29	Stewart Young	IF	R/R	6-2	200	Jr.	Tampa, Fla./Wharton
30	Josh Hall	RHP	R/R	6-5	225	Fr.	Woodlands, Texas/Woodlands Acad.
32	Kyle Putkonen	RHP	R/R	6-3	200	Fr.	Atlanta, Ga./Walton
33	Joshua VanFleteren	RHP	R/R	6-4	196	Jr.	Nashville, Tenn./Brentwood Acad.
34	Josh Martin	RHP	R/R	6-5	205	Fr.	Enterprise, Ala./Enterprise
35	Mark Lewallyn	RHP	R/R	6-0	185	Jr.	Birmingham, Ala./Vestavia Hills
36	David Knapp	RHP	R/R	5-11	170	Sr.	Marietta, Ga./Lassiter
37	Clint Jones	RHP	R/R	6-1	195	Jr.	Birmingham, Ala./Oak Mountain
39	Kendall Lacey	1B/OF	R/R	6-4	218	Fr.	Wetumpka, Ala./Wetumpka
40	Tyler Vanderheiden	RHP	R/R	6-1	165	Fr.	Hattiesburg, Miss./Oak Grove
42	Rumiko Forrester	RHP	R/R	6-2	249	Jr.	Dothan, Ala./Northview
44	Grant Sides	RHP	R/R	6-4	190	So.	Northport, Ala./Tuscaloosa Co.
45	Bo Smith	OF	L/L	6-2	200	Jr.	Gainesville, Fla. (Florida)



# BULLDOGS

## 2008 Results

(33-23, 19-7/t-2nd OVC)

Date	Opponent	Result	Date	Opponent	Result
F. 22	at Kennesaw State	L, 8-3	A. 12	AUSTIN PEAY*	W, 5-3
F. 23	at Kennesaw State	L, 6-3	A. 12	AUSTIN PEAY*	W, 6-1
F. 24	at Kennesaw State	W, 7-2	A. 13	AUSTIN PEAY*	W, 7-5
F. 26	LIPSCOMB	L, 5-4	A. 15	MERCER	W, 8-3
F. 29	SAINT LOUIS	W, 11-5	A. 16	at Troy	L, 9-1
M. 1	SAINT LOUIS	L, 5-4	A. 19	at Southeast Missouri St.*	W, 11-6
M. 1	SAINT LOUIS	W, 8-5	A. 19	at Southeast Missouri St.*	L, 11-10
M. 4	at South Alabama	L, 8-7 (10)	A. 20	at Southeast Missouri St.*	L, 7-6
M. 8	vs. MIAMI (OHIO)	W, 6-5	A. 22	at Auburn	W, 12-11
M. 9	vs. MIAMI (OHIO)	W, 6-5 (10)	A. 23	UAB	L, 16-8
M. 9	vs. MIAMI (OHIO)	W, 13-6	A. 26	EASTERN ILLINOIS*	W, 5-2
M. 12	at Alabama	L, 9-5	A. 26	EASTERN ILLINOIS*	W, 2-0
M. 14	RIDER	W, 3-1	A. 27	EASTERN ILLINOIS*	W, 11-1
M. 15	RIDER	W, 9-4	A. 29	ALABAMA	L, 10-6
M. 16	RIDER	W, 8-4	A. 30	at Georgia State	L, 12-4
M. 18	at Memphis	L, 18-9	M. 3	at Eastern Kentucky*	L, 10-0
M. 21	UT MARTIN*	W, 5-3	M. 4	at Eastern Kentucky*	W, 4-3 (8)
M. 21	UT MARTIN*	W, 14-1	M. 4	at Eastern Kentucky*	W, 14-9
M. 22	UT MARTIN*	W, 12-5	M. 6	at Lipscomb	L, 4-2
M. 26	AUBURN	L, 14-6	M. 10	MOREHEAD STATE*	W, 5-3
M. 29	at Murray State*	W, 2-0	M. 10	MOREHEAD STATE*	W, 6-3
M. 29	at Murray State*	W, 10-6	M. 11	MOREHEAD STATE*	W, 17-3
A. 1	at Mercer	L, 10-6	M. 16	at Tennessee Tech*	W, 5-3
A. 2	at Georgia State	W, 11-6	M. 16	at Tennessee Tech*	L, 4-2
A. 5	at Jacksonville State*	L, 7-6	M. 17	at Tennessee Tech*	L, 7-6
A. 5	at Jacksonville State*	L, 11-4	M. 22	vs. Eastern Illinois #	L, 8-4
A. 6	at Jacksonville State*	W, 9-6	M. 23	vs. Tennessee Tech #	L, 9-1
A. 8	TROY	W, 4-3 (11)			
A. 9	at UAB	L, 10-6			

\* - Ohio Valley Conference game  
# - OVC Tournament; Paducah, Ky.



## Head Coach Casey Dunn

Alma Mater (Year): .....Auburn (1999)

### Coaching:

Head coach, Samford, 2004-present

Record at SAM (Years):..... 119-112 (4)

Overall record (Years):..... 119-112 (4)



## Joe Lee Griffin Field

## 2008 Statistics

Batting	AVG	GP	GS	AB	R	H	2B	3B	HR	RBI	TB	SLG%	BB	HBP	SO	GDP	OB%	SF	SH	SB	ATT	PO	A	E	FLD%
Michael Marseco	.419	56	56	222	52	93	12	8	5	47	136	.613	21	0	16	5	.463	3	6	9	11	72	190	12	.956
Michael Rutledge	.346	51	51	191	42	66	15	2	6	52	103	.539	19	3	27	3	.409	2	1	6	8	53	40	9	.912
Michael Johnson	.325	56	52	200	48	65	10	2	0	27	79	.395	24	3	49	3	.405	0	5	8	13	88	126	16	.930
Bill Whitehead	.309	46	39	149	27	46	3	0	1	19	52	.349	20	8	22	3	.413	2	0	0	0	34	87	10	.924
John Morgan	.303	51	51	155	30	47	11	0	2	18	64	.413	15	22	39	1	.438	0	3	5	7	95	2	2	.980
Wayne Miller	.301	53	51	186	34	56	11	4	0	26	75	.403	14	4	34	3	.359	2	6	0	3	90	6	7	.932
Bear Burnett	.295	55	55	183	42	54	12	1	7	45	89	.486	37	7	41	0	.426	3	2	5	11	214	32	6	.976
Tripp Swann	.290	40	34	107	26	31	5	1	5	27	53	.495	29	1	24	2	.445	0	0	1	1	36	3	0	1.000
Marcus Rodriguez	.255	51	49	157	16	40	13	0	5	40	68	.433	16	2	54	2	.330	1	0	1	1	375	12	13	.968
Alex Godshall	.230	43	30	113	21	26	2	0	0	10	28	.248	14	2	19	1	.326	0	4	6	12	70	0	2	.972
Matt Zauchin	.333	30	1	12	6	4	0	0	1	2	7	.583	8	0	3	0	.600	0	0	1	1	74	2	1	.987
Bo Smith	.311	26	9	45	5	14	6	0	0	11	20	.444	3	1	7	0	.353	2	0	0	0	30	1	0	1.000
Drew Reagan	.289	28	8	38	8	11	3	1	0	10	16	.421	8	2	10	0	.438	0	0	1	2	19	0	0	1.000
Bronson McGriff	.250	6	1	8	2	2	0	0	0	0	2	.250	2	1	2	1	.455	0	0	0	0	0	2	0	1.000
Davis Harrison	.250	9	0	8	1	2	0	0	0	1	2	.250	0	0	0	1	.250	0	0	0	0	0	4	0	1.000
Gary Cramer	.200	5	0	5	1	1	0	0	1	4	4	.800	0	0	1	1	.200	0	0	0	0	11	0	1	.917
Matthew Bennett	.167	14	1	12	3	2	1	0	1	3	6	.500	2	0	3	3	.267	1	0	0	0	36	0	0	1.000
Joe Durham	.133	28	1	15	5	2	0	0	0	0	2	.133	3	0	4	1	.278	0	1	0	0	6	0	0	1.000
Stephen Ballard	.077	14	1	13	3	1	0	0	0	0	1	.077	1	0	5	0	.143	0	2	0	0	1	1	0	1.000
P.J. Fandetti	.056	25	14	36	1	2	0	0	0	4	2	.056	3	3	20	0	.186	1	2	0	0	91	7	5	.951
<b>Totals</b>	<b>.305</b>	<b>56</b>	<b>56</b>	<b>1855</b>	<b>373</b>	<b>565</b>	<b>104</b>	<b>19</b>	<b>34</b>	<b>346</b>	<b>809</b>	<b>.436</b>	<b>239</b>	<b>59</b>	<b>380</b>	<b>30</b>	<b>.398</b>	<b>17</b>	<b>32</b>	<b>43</b>	<b>70</b>	<b>1412</b>	<b>586</b>	<b>91</b>	<b>.956</b>
<b>Opponents</b>	<b>.289</b>	<b>56</b>	<b>56</b>	<b>1875</b>	<b>337</b>	<b>541</b>	<b>102</b>	<b>19</b>	<b>39</b>	<b>293</b>	<b>798</b>	<b>.426</b>	<b>198</b>	<b>60</b>	<b>295</b>	<b>36</b>	<b>.370</b>	<b>28</b>	<b>27</b>	<b>70</b>	<b>87</b>	<b>1394</b>	<b>531</b>	<b>63</b>	<b>.968</b>
Pitching	ERA	W	L	APP	GS	CG	SHO	CBO	SV	IP	H	R	ER	BB	SO	2B	3B	HR	AB	B/Avg	WP	HBP	BK	SFA	SHA
Jonathan Stephens	2.22	7	0	12	12	3	1	0	0	81.0	70	25	20	13	43	10	2	4	300	.233	0	11	0	4	2
Michael Jarry	4.98	4	2	15	10	1	0	0	0	68.2	80	49	38	12	38	16	4	9	280	.286	2	9	1	3	6
Bear Burnett	0.00	0	0	1	0	0	0	0	0	1.0	0	0	0	2	2	0	0	0	3	.000	0	0	0	0	0
Kyle Nichols	2.70	2	3	25	0	0	0	0	7	36.2	37	14	11	9	20	9	0	3	139	.266	4	2	0	2	2
David Knapp	4.62	3	3	9	9	0	0	0	0	39.0	44	27	20	20	33	10	1	3	156	.282	6	5	1	5	1
Joshua Vanfleteren	4.72	4	4	19	9	0	0	0	0	55.1	67	44	29	25	33	13	3	5	222	.302	13	2	0	6	4
Andrew Jones	5.06	3	1	19	4	0	0	0	0	48.0	56	35	27	20	22	6	4	2	188	.298	8	3	1	4	2
Trent Hill	5.27	6	4	17	8	1	1	0	2	54.2	65	36	32	26	39	14	0	5	218	.298	5	6	0	2	6
Doug Denson	5.40	0	0	2	0	0	0	0	1	1.2	1	1	1	0	2	0	0	1	5	.200	0	1	0	0	0
Tripp Swann	5.62	0	1	6	0	0	0	0	0	8.0	6	5	5	8	6	0	0	0	30	.200	3	1	0	0	0
Rumiko Forrester	7.63	0	0	10	0	0	0	0	0	15.1	18	16	13	12	6	5	2	0	64	.281	7	4	2	0	2
Bronson McGriff	9.53	0	0	7	0	0	0	0	0	5.2	9	7	6	7	4	1	0	0	24	.375	2	0	0	0	1
Grant Sides	9.91	2	3	12	4	0	0	0	0	26.1	34	30	29	17	17	8	2	3	106	.321	7	9	0	2	0
Mark Lewallyn	10.67	2	1	12	0	0	0	0	1	14.1	20	18	17	14	12	5	1	3	61	.328	2	4	4	0	1
Taylor Hammond	12.51	0	1	11	0	0	0	0	0	13.2	29	25	19	11	16	4	0	1	70	.414	4	3	1	0	0
Bill Whitehead	13.50	0	0	1	0	0	0	0	0	0.2	3	2	1	1	0	1	0	0	5	.600	2	0	0	0	0
Clint Jones	40.50	0	0	1	0	0	0	0	0	0.2	2	3	3	1	2	0	0	0	4	.500	1	0	0	0	0
<b>Totals</b>	<b>5.18</b>	<b>33</b>	<b>23</b>	<b>56</b>	<b>56</b>	<b>5</b>	<b>2</b>	<b>0</b>	<b>11</b>	<b>470.2</b>	<b>541</b>	<b>337</b>	<b>271</b>	<b>198</b>	<b>295</b>	<b>102</b>	<b>19</b>	<b>39</b>	<b>1875</b>	<b>.289</b>	<b>66</b>	<b>60</b>	<b>10</b>	<b>28</b>	<b>27</b>
<b>Opponents</b>	<b>6.18</b>	<b>23</b>	<b>33</b>	<b>56</b>	<b>56</b>	<b>6</b>	<b>1</b>	<b>1</b>	<b>3</b>	<b>464.2</b>	<b>565</b>	<b>373</b>	<b>319</b>	<b>239</b>	<b>380</b>	<b>104</b>	<b>19</b>	<b>34</b>	<b>1855</b>	<b>.305</b>	<b>56</b>	<b>59</b>	<b>7</b>	<b>17</b>	<b>32</b>

# WESTERN CAROLINA

INTRODUCTION



Dr. John W. Bardo  
Chancellor

SOUTHERN CONFERENCE



Chip Smith  
Director of Athletics

TEAM PROFILES



Dr. Gibbs Knotts  
Faculty Athletics Rep.

2008 IN REVIEW



Dr. Jennifer Brown  
Senior Woman Admin.

HISTORY



Daniel Hooker  
Baseball SID

AWARDS

RECORDS

## Quick Facts

Location: .....Cullowhee, N.C.  
Founded: ..... 1889  
Enrollment: .....9,000  
Nickname: .....Catamounts  
Colors: .....Purple and Gold  
Chancellor: .....Dr. John W. Bardo  
Director of Athletics: .....Chip Smith  
Stadium (capacity): .....Hennon Stadium (1,500)  
Press Box Phone:..... (828) 227-7020

Head Coach: .....Bobby Moranda  
Alma Mater (Year): .....Eastern Kentucky (1986)  
Record at Western Carolina (Years): .....29-28 (1)  
Overall Record (Years): .....29-28 (1)  
Baseball Office Phone: ..... (828) 227-7338  
Assistant Coaches:  
.....David Haverstick (Bethel College, 1997)  
.....Grant Achilles (Wake Forest, 2005)  
.....Alan Beck (Western Carolina, 2005)

2008 Record: .....29-28  
Conference Record (place): .....14-13 (tied-sixth)  
Home: .....16-9  
Away: .....10-15  
Neutral: .....3-4  
Letterman Returning/Lost: .....20/6  
Starters Returning/Lost: .....5/3  
Starting Pitchers Returning/Lost: .....3/2

Baseball Contact: .....Daniel Hooker  
E-mail: .....dhooker@wcu.email.edu  
Office: ..... (828) 227-2339  
Fax: ..... (828) 227-7688  
Website: .....www.catamountsports.com

## 2009 Schedule

Date	Opponent	Time	Date	Opponent	Time
F. 20	BOWLING GREEN	4 p.m.	A. 7	at Kennesaw State	6 p.m.
F. 21	BOWLING GREEN	2 p.m.	A. 8	EASTERN KENTUCKY	5 p.m.
F. 22	BOWLING GREEN	1 p.m.	A. 10	GEORGIA SOUTHERN*	6 p.m.
F. 27	at Southern California	9 p.m.	A. 11	GEORGIA SOUTHERN*	6 p.m.
F. 28	at Southern California	5 p.m.	A. 12	GEORGIA SOUTHERN*	2 p.m.
M. 1	at Southern California	5 p.m.	A. 14	CLEMSON	6 p.m.
M. 3	at San Diego	5 p.m.	A. 15	at Clemson	6:30 p.m.
M. 6	APPALACHIAN STATE*	4 p.m.	A. 17	SAMFORD*	6 p.m.
M. 7	APPALACHIAN STATE*	2 p.m.	A. 18	SAMFORD*	6 p.m.
M. 8	APPALACHIAN STATE*	2 p.m.	A. 19	SAMFORD*	2 p.m.
M. 10	EAST TENNESSEE STATE	4 p.m.	A. 21	at Georgia Tech	6 p.m.
M. 11	EAST TENNESSEE STATE	4 p.m.	A. 24	at Furman*	7 p.m.
M. 13	at College of Charleston*	6 p.m.	A. 25	at Furman*	5 p.m.
M. 14	at College of Charleston*	1 p.m.	A. 26	at Furman*	1 p.m.
M. 15	at College of Charleston*	1 p.m.	A. 28	at Charlotte	6 p.m.
M. 17	HIGH POINT	5 p.m.	A. 29	TENNESSEE TECH	6 p.m.
M. 18	UNC ASHEVILLE	6 p.m.	M. 1	at UNC GREENSBORO*	7 p.m.
M. 20	THE CITADEL*	6 p.m.	M. 2	at UNC GREENSBORO*	2 p.m.
M. 21	THE CITADEL*	6 p.m.	M. 3	at UNC GREENSBORO*	1 p.m.
M. 22	THE CITADEL*	2 p.m.	M. 8	ELON*	6 p.m.
M. 24	at Tennessee	7 p.m.	M. 9	ELON*	6 p.m.
M. 25	KENNESAW STATE	6 p.m.	M. 10	ELON*	2 p.m.
M. 27	at Wofford*	7 p.m.	M. 13	at High Point	6 p.m.
M. 28	at Wofford*	3 p.m.	M. 14	at Davidson*	7 p.m.
M. 29	at Wofford*	1 p.m.	M. 15	at Davidson*	6 p.m.
A. 1	at UNC Asheville	7 p.m.	M. 16	at Davidson*	11 a.m.
A. 2	BYU	6 p.m.	M. 20-24	at SoCon Tournament	
A. 3	BYU	6 p.m.		(Fluor Field; Greenville, S.C.)	
A. 4	BYU	2 p.m.		* - Southern Conference game	

## 2009 Western Carolina Roster

No.	Name	Pos.	B/T	Ht.	Wt.	Cl.	Hometown/High School (Prev. College)
1	Ross Heffley	INF	R/R	5-8	170	Fr.	Snellville, Ga./Brookwood
2	Andy John	OF	L/R	5-11	185	Sr.	Raleigh, N.C./Leesville Road
3	Mitchell Hatley	INF	R/R	6-0	170	Sr.	Mt. Pleasant, N.C./Mt. Pleasant
4	Brandon Johnson	RHP	R/R	5-11	200	So.	Morehead City, N.C./West Carteret
5	Mike Tavernier	RHP	R/R	6-0	180	Sr.	Clearwater, Fla./St. Petersburg Cath. (Hillsborough CC)
6	Matt Johns	INF	R/R	6-0	170	So.	Stafford, Va./North Stafford
7	Stephen Notaro	C	R/R	6-0	175	Jr.	Thousand Oaks, Calif./Westlake (Pierce)
8	Brent Greer	INF	R/R	6-1	175	Jr.	Manassas, Va./Osborn
9	Nick Liles	INF	R/R	6-2	175	Jr.	Laurinburg, N.C./Scotland County
12	Reid Rollison	UT	R/R	6-2	195	Jr.	Charlotte, N.C./South Mecklenburg
14	Garrett Ozar	RHP	R/R	5-10	185	Sr.	Oak Park, Calif./Oak Park (El Camino JC)
15	Vance Chavis	LHP	R/L	6-3	175	R-Fr.	Laurinburg, N.C./Scotland County
16	Corey Martin	RHP	R/R	6-3	180	Sr.	Yadkinville, N.C./Forbush
18	Tyler Kirkpatrick	INF	R/R	6-0	205	Jr.	Charlotte, N.C./Charlotte Christian
19	Logan Bland	C	R/R	6-2	190	Jr.	Charleston, S.C./Bishop England (SMC)
20	Trevor Collias	OF	R/R	6-3	200	Jr.	Marietta, Ga./Pope (Young Harris JC)
21	Bryan Corbett	RHP	R/R	6-1	185	Sr.	Statesville, N.C./Alexander Central
22	J.C. Lyons	OF	R/R	6-3	195	Sr.	Marietta, Ga./Walton Young Harris JC
24	Chris Masters	LHP	L/L	6-1	200	Jr.	Marietta, Ga./Kennesaw Mountain
26	Andrew Blackwell	RHP	R/R	6-2	215	Fr.	Pisgah Forest, N.C./Brevard
27	Dylan de Graaf	OF	R/R	6-4	190	Jr.	Cumming, Ga./Pace Academy
28	Lee Murray	OF	R/L	5-10	180	Fr.	Durham, N.C./C.E. Jordan
30	Radley Haddad	C	L/R	5-11	170	Fr.	Indianapolis, Ind./Brebeuf Jesuit Prep
31	Garrett Baker	LHP	L/L	6-5	190	Fr.	Rome, N.Y./Rome Free Academy
32	Daniel Ottone	RHP	R/R	6-4	235	Jr.	Cary, N.C./Athens Drive
33	Matt Benedict	RHP	R/R	6-5	210	So.	St. Petersburg, Fla./St. Petersburg
35	Jason Sullivan	RHP	R/R	6-2	205	Jr.	Shelbyville, Ind./Shelbyville (Kaskaskia)
36	Brock Dorsett	LHP	L/L	5-11	190	Jr.	Raleigh, N.C./Leesville (SMC)
38	Russell Robertson	C	R/R	6-1	195	Sr.	Eden, N.C./Guilford College/Morehead
41	Kyle Stewart	RHP/INF	R/R	6-5	190	Fr.	Onalaska, Wisc./Onalaska
42	Tyler Brownlow	RHP	R/R	5-11	220	Fr.	Morehead City, N.C./West Carteret
44	Justin Crawley	UT	R/R	6-1	21-	R-Fr.	Bryson City, N.C./Swain



# CATAMOUNTS

## 2008 Results

(29-28, 14-13/t-6th)

Date	Opponent	Result	Date	Opponent	Result
F. 22	MARSHALL	L, 14-9	A. 11	at Elon*	L, 16-1
F. 23	MARSHALL	W, 11-5	A. 12	at Elon*	L, 3-2 (11)
F. 24	MARSHALL	W, 12-8	A. 13	at Elon*	W, 6-3
F. 29	vs. West Virginia @	L, 8-7	A. 15	at Clemson	W, 6-2
M. 1	vs. George Mason @	L, 16-12	A. 18	at Appalachian State*	L, 6-2
M. 2	vs. Marshall @	W, 9-7	A. 20	at Appalachian State*	L, 12-8
M. 2	at Coastal Carolina @	L, 7-1	A. 20	at Appalachian State*W, 5-4 (10)	
M. 4	at Georgia Tech	L, 4-1	A. 22	CLEMSON	L, 6-0
M. 6	vs. Michigan State \$	L, 5-3	A. 23	at Mercer	W, 8-7 (10)
M. 7	vs. Creighton \$	W, 11-8	A. 25	FURMAN*	L, 4-2
M. 8	at Rice \$	L, 12-11	A. 26	FURMAN*	L, 13-4
M. 11	at Vanderbilt	L, 5-3	A. 27	FURMAN*	L, 6-5
M. 12	at Vanderbilt	L, 11-4	A. 29	at Tennessee	W, 5-2
M. 16	HARTFORD	W, 32-3	A. 30	GARDNER-WEBB	W, 8-0
M. 16	HARTFORD	W, 5-3	M. 2	WOFFORD*	W, 5-3
M. 17	HARTFORD	L, 8-7	M. 3	WOFFORD*	W, 16-8
M. 18	at Georgia	L, 8-3	M. 4	WOFFORD*	W, 9-4
M. 21	at Georgia Southern*	L, 19-10	M. 9	at The Citadel*	W, 11-3
M. 22	at Georgia Southern*	L, 13-12	M. 10	at The Citadel*	W, 5-2 (10)
M. 23	at Georgia Southern*	L, 15-12	M. 10	at The Citadel*	W, 11-2
M. 25	EAST TENNESSEE STATEW, 12-11		M. 16	COLL. OF CHARLESTON* L, 10-4	
M. 26	at UNC Asheville	W, 12-10	M. 16	COLL. OF CHARLESTON* L, 20-9	
M. 28	UNC GREENSBORO*	W, 17-2	M. 17	COLL. OF CHARLESTON*W, 13-12	
M. 29	UNC GREENSBORO*	L, 7-3	M. 20	vs. Davidson #	W, 11-10 (12)
M. 30	UNC GREENSBORO*	W, 9-5	M. 21	vs. College of Charleston # L, 5-4	
A. 1	at Gardner-Webb	W, 13-6	M. 22	vs. Appalachian State #	L, 10-5
A. 2	UNC ASHEVILLE	W, 10-7	* - Southern Conference game		
A. 5	DAVIDSON*	W, 22-7	# - Southern Conference Tournament		
A. 5	DAVIDSON*	W, 10-8	(Charleston, S.C.)		
A. 6	DAVIDSON*	W, 8-4	@ - Baseball at the Beach (Conway, S.C.)		
A. 8	at South Carolina	L, 9-6	\$ - Rice Tournament (Houston, Texas)		

## Head Coach Bobby Moranda

Alma Mater (Year): Eastern Kentucky (1986)

### Coaching:

Head coach, Western Carolina, 2008-pres.

Record at WCU (Years): .....29-28 (1)

Overall record (Years): .....29-28 (1)



Ronnie G. Childress Field at Hennon Stadium

## 2008 Statistics

Batting	AVG	GP	GS	AB	R	H	2B	3B	HR	RBI	TB	SLG%	BB	HBP	SO	GDP	OB%	SF	SH	SB	ATT	PO	A	E	FLD%
Barrett Shaft	.374	57	55	222	46	83	16	3	5	47	120	.541	23	15	28	5	.462	2	11	6	8	282	24	4	.987
Blake Murphy	.358	49	49	173	54	62	18	0	16	57	128	.740	51	14	32	1	.531	1	0	22	28	301	39	9	.974
Brent Greer	.352	48	47	193	55	68	13	1	7	38	104	.539	32	5	41	4	.451	3	3	2	4	64	114	11	.942
Nick Liles	.346	57	57	269	58	93	19	1	3	28	123	.457	18	5	22	5	.396	1	3	22	24	77	143	14	.940
Ryan Mathews	.297	54	47	192	36	57	17	1	5	30	91	.474	10	2	31	5	.335	2	4	8	9	71	0	2	.973
Jason Haynes	.288	42	34	125	25	36	6	0	3	23	51	.408	12	8	23	0	.378	3	3	8	11	56	66	14	.897
J.C. Lyons	.273	38	38	161	36	44	13	0	13	53	96	.596	9	6	36	4	.328	4	1	1	2	71	2	4	.948
Tyler Kirkpatrick	.258	53	50	182	35	47	8	0	8	35	79	.434	37	2	43	2	.387	1	2	7	9	239	56	10	.967
Dylan de Graaf	.240	50	42	150	33	36	5	2	3	30	54	.360	34	11	38	2	.407	4	2	17	20	95	4	1	.990
Matt Benedict	1.000	1	0	1	0	1	0	0	0	0	1	1.000	0	0	0	0	1.000	0	0	0	0	0	4	3	.571
Jackie Corn	1.000	2	0	1	0	1	0	0	0	0	1	1.000	0	0	0	0	1.000	0	0	0	0	0	0	0	.000
Stephen Notaro	.403	22	18	72	21	29	4	1	4	19	47	.653	11	1	15	1	.482	1	1	0	0	143	9	3	.981
Russell Robertson	.333	2	0	3	0	1	0	0	0	0	1	.333	0	0	0	0	.333	0	0	0	0	5	0	1	.833
Matt Johns	.318	38	32	107	30	34	8	0	4	25	54	.505	23	6	34	2	.457	2	1	8	10	7	7	4	.798
Drew Saberhagen	.250	1	1	4	0	1	0	0	0	0	1	.250	0	0	1	0	.250	0	0	0	0	7	22	3	.906
Reid Rollison	.244	37	17	82	14	20	5	1	3	12	36	.439	7	2	21	1	.319	0	2	2	3	27	1	0	1.000
Mitchell Hatley	.210	27	20	62	15	13	2	0	0	4	15	.242	9	6	19	0	.350	3	2	2	2	34	62	9	.914
Andy John	.200	9	3	15	3	3	1	0	1	4	7	.467	2	1	9	0	.333	0	0	0	0	0	0	0	.000
Iain Sebastian	.167	3	2	6	1	1	0	0	1	2	4	.667	1	0	0	0	.286	0	0	0	0	0	0	0	.000
Adam Baker	.067	9	1	15	0	1	0	0	0	2	1	.067	0	0	5	0	.067	0	0	0	0	4	0	0	1.000
Mike Tavernier	.000	1	1	2	0	0	0	0	0	0	0	.000	0	0	1	0	.000	0	0	0	0	4	8	0	1.000
Chris Masters	.000	1	0	1	0	0	0	0	0	0	0	.000	0	0	1	0	.000	0	0	0	0	4	5	1	.900
<b>Totals</b>	<b>.310</b>	<b>57</b>	<b>57</b>	<b>2038</b>	<b>462</b>	<b>631</b>	<b>135</b>	<b>10</b>	<b>76</b>	<b>409</b>	<b>1014</b>	<b>.498</b>	<b>279</b>	<b>84</b>	<b>400</b>	<b>32</b>	<b>.409</b>	<b>27</b>	<b>35</b>	<b>105</b>	<b>130</b>	<b>1514</b>	<b>620</b>	<b>107</b>	<b>.952</b>
<b>Opponents</b>	<b>.291</b>	<b>57</b>	<b>57</b>	<b>2007</b>	<b>428</b>	<b>585</b>	<b>111</b>	<b>16</b>	<b>81</b>	<b>384</b>	<b>971</b>	<b>.484</b>	<b>229</b>	<b>82</b>	<b>432</b>	<b>35</b>	<b>.383</b>	<b>23</b>	<b>38</b>	<b>45</b>	<b>71</b>	<b>1512</b>	<b>615</b>	<b>85</b>	<b>.962</b>
Pitching	ERA	W	L	APP	GS	CG	SHO	CBO	SV	IP	H	R	ER	BB	SO	2B	3B	HR	AB	B/Avg	WP	HBP	BK	SFA	SHA
Chris Masters	4.24	8	4	28	1	0	0	0	1	2	68.0	58	33	32	80	14	2	6	256	.227	10	5	1	3	2
Mike Tavernier	4.65	4	5	16	8	1	0	0	1	71.2	76	42	37	27	64	17	2	9	272	.279	2	8	1	5	8
Garrett Ozar	6.75	4	2	23	7	0	0	0	1	66.2	72	58	50	24	53	17	1	13	263	.274	3	16	1	2	4
Tyler Sexton	6.95	4	4	25	6	0	0	1	4	67.1	86	61	52	31	55	11	0	8	271	.317	4	11	3	3	11
Drew Saberhagen	7.00	4	7	20	15	0	0	0	0	79.2	106	74	62	24	53	19	3	18	325	.326	0	8	0	2	5
Corey Martin	8.01	2	2	17	9	0	0	0	0	57.1	78	59	51	29	47	11	3	11	242	.322	4	10	2	2	3
Vance Chavis	3.86	0	0	2	1	0	0	0	0	4.2	4	2	2	4	5	1	1	0	17	.235	2	0	2	0	1
Daniel Ottone	4.80	1	2	11	5	0	0	0	0	30.0	37	24	16	11	30	6	2	4	127	.291	8	7	2	1	0
Matt Benedict	5.51	0	1	9	2	0	0	0	0	16.1	22	17	10	11	14	6	0	1	69	.319	2	1	0	0	2
Brandon Johnson	7.89	2	1	19	2	0	0	1	0	29.2	27	33	26	21	23	4	1	7	110	.245	2	12	2	3	1
Reid Rollison	9.00	0	0	2	0	0	0	0	0	3.0	2	3	3	3	3	1	0	1	10	.200	1	0	0	1	0
Barrett Shaft	9.00	0	0	1	0	0	0	0	0	1.0	2	1	1	0	0	1	0	0	5	.400	0	0	0	0	0
Geoff Turner	13.50	0	0	8	0	0	0	0	0	8.0	10	12	12	5	4	2	1	2	30	.333	0	3	0	1	1
Matt Johns	27.00	0	0	1	0	0	0	0	0	0.1	1	5	1	2	0	0	0	0	3	.333	1	1	0	0	0
Iain Sebastian	36.00	0	0	1	1	0	0	0	0	1.0	4	4	4	1	1	1	0	1	7	.571	2	0	0	0	0
<b>Totals</b>	<b>6.33</b>	<b>29</b>	<b>28</b>	<b>57</b>	<b>57</b>	<b>1</b>	<b>1</b>	<b>1</b>	<b>8</b>	<b>504.2</b>	<b>585</b>	<b>428</b>	<b>355</b>	<b>229</b>	<b>432</b>	<b>111</b>	<b>16</b>	<b>81</b>	<b>2007</b>	<b>.291</b>	<b>41</b>	<b>82</b>	<b>14</b>	<b>23</b>	<b>38</b>
<b>Opponents</b>	<b>6.86</b>	<b>28</b>	<b>29</b>	<b>57</b>	<b>57</b>	<b>2</b>	<b>1</b>	<b>1</b>	<b>11</b>	<b>504.0</b>	<b>631</b>	<b>462</b>	<b>384</b>	<b>279</b>	<b>400</b>	<b>135</b>	<b>10</b>	<b>76</b>	<b>2038</b>	<b>.310</b>	<b>65</b>	<b>84</b>	<b>9</b>	<b>27</b>	<b>35</b>



Dr. Benjamin B. Dunlap  
President



Richard Johnson  
Director of Athletics



Dr. Jameica Hill  
Faculty Athletics Rep.



Terri Lewitt  
Senior Woman Admin.



Brent Williamson  
Baseball SID

## Quick Facts

Location: .....Spartanburg, S.C.  
Founded: ..... 1854  
Enrollment: ..... 1,400  
Nickname: ..... Terriers  
Colors: ..... Old Gold and Black  
President:..... Dr. Benjamin B. Dunlap  
Director of Athletics: ..... Richard Johnson  
Stadium (capacity): ..... Russell C. King Field (2,500)  
Press Box Phone:..... (864) 597-4478

Head Coach: ..... Todd Interdonato  
Alma Mater (Year): ..... UNC Asheville (2000)  
Record at Wofford (Years): ..... 24-35 (1)  
Overall Record (Years):..... 24-35 (1)  
Baseball Office Phone: ..... (864) 597-4497  
Assistant Coaches:  
.....Dusty Blake (Appalachian State, 2003)  
.....Anthony Dillenger (Newberry, 2007)

2008 Record: ..... 24-35  
Conference Record (place): ..... 6-21 (ninth)  
Home: ..... 18-17  
Away: ..... 6-17  
Neutral: ..... 0-1  
Letterman Returning/Lost: ..... 15/15  
Starters Returning/Lost: ..... 4/4  
Pitchers Returning/Lost: ..... 8/5

Baseball Contact: .....Brent Williamson  
E-mail: ..... williamsondb@wofford.edu  
Office: ..... (864) 597-4093  
Fax: ..... (864) 597-4129  
Website: ..... athletics.wofford.edu

## 2009 Schedule

Date	Opponent	Time	Date	Opponent	Time
F. 20	SIU EDWARDSVILLE	4 p.m.	A. 5	at The Citadel*	1 p.m.
F. 21	VIRGINIA TECH (DH)	1 p.m.	A. 9	UNC GREENSBORO*	7 p.m.
F. 22	UNC ASHEVILLE	1 p.m.	A. 10	UNC GREENSBORO*	7 p.m.
F. 25	at Clemson	4 p.m.	A. 11	UNC GREENSBORO*	3 p.m.
F. 26	USC UPSTATE	7 p.m.	A. 14	at North Carolina State	6:30 p.m.
F. 27	XAVIER	7 p.m.	A. 15	at Duke	7 p.m.
F. 28	XAVIER (DH)	2 p.m.	A. 17	FURMAN*	6 p.m.
M. 1	XAVIER	1 p.m.	A. 18	FURMAN*	3 p.m.
M. 4	at Georgia	6 p.m.	A. 19	FURMAN*	1 p.m.
M. 6	at Samford*	8 p.m.	A. 21	at Presbyterian	3 p.m.
M. 7	at Samford*	2 p.m.	A. 22	PRESBYTERIAN	7 p.m.
M. 8	at Samford*	2 p.m.	A. 24	at Appalachian State*	7 p.m.
M. 11	at South Carolina	7 p.m.	A. 25	at Appalachian State*	4:30 p.m.
M. 13	FORDHAM	7 p.m.	A. 26	at Appalachian State*	1 p.m.
M. 14	FORDHAM (DH)	2 p.m.	M. 1	at Elon*	7 p.m.
M. 15	FORDHAM	1 p.m.	M. 2	at Elon*	7 p.m.
M. 18	NORTH CAROLINA A&T	7 p.m.	M. 3	at Elon*	1 p.m.
M. 20	DAVIDSON*	7 p.m.	M. 6	SOUTH CAROLINA	7 p.m.
M. 21	DAVIDSON*	3 p.m.	M. 8	COLL. OF CHARLESTON*	7 p.m.
M. 22	DAVIDSON*	1 p.m.	M. 9	COLL. OF CHARLESTON*	3 p.m.
M. 25	at USC Upstate	6 p.m.	M. 10	COLL. OF CHARLESTON*	1 p.m.
M. 27	WESTERN CAROLINA*	7 p.m.	M. 15	at Georgia Southern*	7 p.m.
M. 28	WESTERN CAROLINA*	3 p.m.	M. 16	at Georgia Southern*	2:30 p.m.
M. 29	WESTERN CAROLINA*	1 p.m.	M. 17	at Georgia Southern*	1:30 p.m.
A. 1	at North Carolina A&T	3 p.m.	M. 20-24	at SoCon Tournament	
A. 3	at The Citadel*	7 p.m.		(Fluor Field; Greenville, S.C.)	
A. 4	at The Citadel*	2 p.m.		* - Southern Conference game	

## 2009 Wofford Roster

No.	Name	Pos.	B/T	Ht.	Wt.	Cl.	Hometown/High School (Prev. College)
1	Lee, Alex	INF	R/R	5-9	165	So.	Auburndale, Mass./Newton North
2	Behrendt, Kyle	L/R	OF	6-1	170	Jr.	Greenwood, S.C./Greenwood
3	Doyle, Mac	C	R/R	6-1	198	Fr.	Conway, S.C./Conway
4	White, Gus	RHP	R/R	6-1	170	Fr.	Lexington, S.C./Lexington
5	Collins, Cash	LHP	L/L	6-0	165	Fr.	Barnwell, S.C./Barnwell
6	Streisel, Bobby	RHP	R/R	6-1	175	Fr.	Mt. Pleasant, S.C./Bishop England
8	Roney, David	C	L/R	6-0	175	Fr.	Scottsdale, Ariz./Chaparral
9	Rowland, Anthony	RHP	R/R	6-2	181	Fr.	Mt. Pleasant, S.C./Bishop England
10	Gilmartin, Michael	INF/RHP	R/R	6-0	175	Jr.	Moorpark, Calif./UC Irvine
11	Osborne, J.D.	LHP	L/L	6-4	195	Fr.	Rochester, Mich./Rochester Adams
12	Bradley, Mason	RHP	R/R	5-11	175	Fr.	Charlotte, N.C./Charlotte Christian
13	Robinette, Neil	INF	L/L	6-1	170	Jr.	Rockingham, N.C./Richmond Senior
14	Mickleberry, Jordan	RHP	R/R	6-2	192	Jr.	Cheraw, S.C./Cheraw
16	Summers, Scott	RHP	R/R	6-0	185	Sr.	Phoenix, Ariz./Pinnacle
17	Williams, Jake	OF	R/R	6-1	185	So.	Greer, S.C./Riverside
18	Pettit, Chris	OF	R/R	5-8	155	Fr.	Reidville, S.C./Byrnes
19	Cornley, John	RHP	R/R	6-1	172	So.	Mt. Pleasant, S.C./Bishop England
20	McKinney, Josh	INF	R/R	6-0	185	So.	Ooltewah, Tenn./The McCallie School
21	McDonnell, Mike	INF	R/R	5-10	175	Jr.	Eastchester, N.Y./Northeastern U.
22	Turner, Carson	OF	R/R	6-0	195	So.	Atlanta, Ga./Pace Academy
23	McElveen, Reid	RHP	R/R	6-2	200	Sr.	Georgetown, S.C./Georgetown
24	Foster, James	OF/LHP	L/L	5-9	167	Fr.	Dallas, Texas/Trinity Christian
25	Diamaduros, Konstantine	OF	L/R	6-2	185	Fr.	Spartanburg, S.C./Spartanburg
26	Brandt, Bo	OF	R/R	6-0	170	Fr.	Raleigh, N.C./St. David's
33	DeLuria, Bobby	RHP	R/R	6-0	175	Fr.	Alpharetta, Ga./St. Francis
34	Fitz-Maurice, Drew	RHP	R/R	6-1	185	So.	Newtown, Pa./Council Rock North
36	Dolinak, Tom	RHP	R/R	6-1	185	Jr.	Knoxville, Tenn./Webb School
37	Sheridan, Drew	RHP	R/R	6-1	190	So.	Mt. Pleasant, S.C./Wando
40	Noordsy, Pete	LHP	L/L	6-4	225	So.	Glens Falls, N.Y./Glens Falls



## 2008 Results

(24-35, 6-21/9th)

Date	Opponent	Result	Date	Opponent	Result
F. 23	ST. PETER'S	W, 14-3	A. 9	at UNC Asheville	W, 7-3
F. 23	ST. PETER'S	W, 15-1	A. 11	at UNC Greensboro*	L, 3-2
F. 26	USC UPSTATE	W, 10-8	A. 12	at UNC Greensboro*	L, 16-9
F. 29	ALBANY	W, 12-5	A. 13	at UNC Greensboro*	L, 9-6
M. 1	ALBANY	W, 5-3 (7)	A. 15	UNC ASHEVILLE	L, 6-5
M. 1	ALBANY	W, 8-7	A. 16	at Presbyterian	W, 10-2
M. 2	ALBANY	L, 6-4	A. 18	at Furman*	L, 17-1
M. 5	at Clemson	L, 9-7	A. 19	at Furman*	L, 6-5 (10)
M. 8	NIAGARA	W, 4-0 (7)	A. 20	at Furman*	L, 13-9
M. 8	NIAGARA	W, 7-1 (7)	A. 22	NORTH CAROLINA A&T	L, 9-1
M. 9	NIAGARA	L, 5-4 (7)	A. 23	at South Carolina	L, 10-1
M. 9	NIAGARA	W, 7-6 (7)	A. 25	GEORGIA SOUTHERN*	L, 15-5
M. 10	QUINNIPIAC	W, 10-2	A. 27	GEORGIA SOUTHERN*	L, 12-6
M. 14	YALE	W, 4-2	A. 27	GEORGIA SOUTHERN*	L, 19-12
M. 15	YALE	W, 4-0 (6)	A. 29	at North Carolina A&T	W, 5-1
M. 16	YALE	W, 18-3 (7)	M. 2	at Western Carolina*	L, 5-3
M. 16	YALE	L, 5-1 (7)	M. 3	at Western Carolina*	L, 16-8
M. 18	RIDER	L, 5-4 (7)	M. 4	at Western Carolina*	L, 9-4
M. 18	RIDER	L, 5-4 (7)	M. 7	SOUTH CAROLINA	L, 10-5
M. 21	ELON*	L, 9-2	M. 9	at College of Charleston*	L, 10-7
M. 22	ELON*	L, 12-5	M. 10	at College of Charleston*	L, 20-1
M. 22	ELON*	W, 8-7 (11)	M. 11	at College of Charleston*	L, 10-1
M. 25	PRESBYTERIAN	L, 8-7	M. 16	APPALACHIAN STATE*	W, 12-7
M. 28	at Davidson*	W, 13-4	M. 17	APPALACHIAN STATE*	W, 8-7
M. 29	at Davidson*	L, 6-5	M. 17	APPALACHIAN STATE*	L, 16-6
M. 30	at Davidson*	W, 6-4 (10)	M. 20	at The Citadel #	W, 8-4
A. 1	at Arizona State	L, 9-3	M. 21	vs. Elon #	L, 21-12
A. 2	at Arizona State	L, 12-4 (7)	M. 22	vs. UNC Greensboro #	L, 14-5
A. 5	THE CITADEL*	L, 6-2	* - Southern Conference game		
A. 6	THE CITADEL*	L, 18-2	# - Southern Conference Tournament		
A. 6	THE CITADEL*	W, 6-5 (10)	(Charleston, S.C.)		

## Head Coach Todd Interdonato

Alma Mater (Year): ... UNC Asheville (2000)

### Coaching:

Head Coach, Wofford, 2008-present

Record at WOF (Years): .....24-35 (1)

Overall record (Years): .....24-35 (1)



## Russell C. King Field

## 2008 Statistics

Batting	AVG	GP	GS	AB	R	H	2B	3B	HR	RBI	TB	SLG%	BB	HBP	SO	GDP	OB%	SF	SH	SB	ATT	PO	A	E	FLD%		
Michael Gilmartin	.364	59	59	228	50	83	21	2	9	53	135	.592	35	7	30	3	.456	4	2	8	12	78	138	16	.931		
Jake Williams	.348	53	53	181	39	63	14	2	10	37	111	.613	19	14	38	4	.442	3	0	8	8	138	2	2	.986		
Shane Kirkley	.315	58	58	219	46	69	17	1	15	53	133	.607	26	10	51	2	.402	6	0	5	9	40	106	20	.880		
Sterling Dye	.304	59	59	247	53	75	13	1	6	29	108	.437	23	6	38	3	.374	2	2	15	19	131	14	3	.980		
Keith Munns	.299	42	35	134	16	40	13	1	4	26	67	.500	5	11	16	1	.366	3	1	0	1	210	26	7	.971		
Kyle Behrendt	.291	58	53	206	43	60	16	3	4	29	94	.456	27	4	24	5	.382	1	3	11	15	95	2	1	.990		
Emre Caglayan	.288	44	42	156	23	45	8	1	2	18	61	.391	10	2	31	5	.337	1	0	13	14	16	2	1	.947		
Michael Seay	.276	56	52	210	35	58	11	0	13	40	108	.514	12	2	65	2	.319	2	2	0	0	299	22	4	.988		
Josh McKinney	.230	44	42	135	16	31	4	0	2	15	41	.304	18	4	36	1	.338	0	1	4	7	57	70	11	.920		
-----																											
Neil Robinette	.270	43	24	100	13	27	7	2	1	7	41	.410	15	2	34	2	.373	1	1	1	2	151	11	0	1.000		
Adam Kearney	.215	31	27	93	19	20	2	0	8	19	46	.495	16	3	33	1	.345	1	0	0	0	191	17	7	.967		
Alex Lee	.182	36	15	44	8	8	0	0	0	3	8	.182	7	3	9	0	.333	0	2	4	6	28	50	3	.963		
Ryan Toniolo	.132	19	10	38	6	5	2	0	0	3	7	.184	7	3	14	2	.313	0	0	0	0	19	22	6	.872		
Mike McDonnell	.118	12	2	17	0	2	1	0	0	1	3	.176	2	0	10	0	.211	0	0	0	0	0	0	0	.000		
Chance Farr	.000	1	0	1	0	0	0	0	0	0	0	.000	0	0	0	0	.000	0	0	0	0	0	1	0	1.000		
Tim Dolinak	.000	1	0	0	0	0	0	0	0	0	0	.000	0	0	0	0	.000	0	0	0	0	7	15	0	1.000		
Drew Sheridan	.000	2	0	0	1	0	0	0	0	0	0	.000	0	0	0	0	.000	0	0	0	0	2	4	2	.750		
Ben Austin	.000	7	0	0	2	0	0	0	0	0	0	.000	0	0	0	0	.000	0	0	0	0	10	11	2	.913		
Totals	.292	59	59	2009	370	586	129	13	74	333	963	.479	222	71	429	31	.378	24	14	69	93	1490	556	92	.957		
Opponents	.305	59	59	2021	465	617	136	12	72	439	993	.491	286	61	390	19	.402	32	42	73	90	1494	568	92	.957		
-----																											
Pitching	ERA	W	L	APP	GS	CG	SHO	CBO	SV	IP	H	R	ER	BB	SO	2B	3B	HR	AB	B/Avg	WP	HBP	BK	SFA	SHA		
Scott Summers	5.54	7	7	17	14	1	0	0	0	87.2	102	62	54	37	65	18	1	10	350	.291	4	8	3	5	8		
Ben Austin	7.30	4	6	20	11	2	2	0	2	77.2	98	70	63	48	77	20	1	14	318	.308	5	7	0	2	5		
Tim Dolinak	8.73	2	4	15	14	0	0	0	0	67.0	99	77	65	41	44	18	3	11	286	.346	4	7	4	8	4		
-----																											
Michael Seay	0.00	0	0	1	0	0	0	0	0	1.0	0	0	0	0	0	0	0	3	.000	0	0	0	0	0	0		
Michael Gilmartin	3.00	2	1	12	0	0	0	0	0	4	12.0	11	5	4	5	15	3	0	2	45	.244	0	0	0	0	2	
Dawson Smith	5.40	0	0	10	0	0	0	0	0	11.2	11	7	7	3	5	3	1	1	47	.234	0	3	0	0	0		
Chip Hunt	5.61	3	2	24	0	0	0	0	1	33.2	37	22	21	15	37	10	2	4	130	.285	2	7	1	2	3		
Peter Noordsy	6.20	1	2	22	3	0	0	0	0	45.0	53	42	31	26	29	9	2	7	187	.283	1	5	0	0	5		
John Cornely	6.26	0	8	20	7	0	0	0	0	54.2	64	51	38	35	37	14	1	7	216	.296	5	6	0	5	6		
Jordan Mickleberry	7.77	3	4	11	9	0	0	0	0	44.0	55	41	38	29	32	18	0	6	177	.311	3	2	1	5	3		
Joe Haumacher	10.00	0	1	5	1	0	0	0	0	9.0	16	11	10	6	3	3	0	1	39	.410	1	2	0	2	0		
Ryan Conway	11.00	0	0	9	0	0	0	0	0	9.0	14	11	11	8	9	3	0	3	38	.368	0	2	0	0	1		
Drew Sheridan	11.07	1	0	19	0	0	0	0	0	20.1	23	29	25	9	15	7	0	3	81	.284	2	7	0	2	2		
Reid McElveen	12.00	1	0	17	0	0	0	0	0	24.0	34	37	32	24	22	10	1	3	104	.327	3	5	0	1	3		
Totals	7.16	24	35	59	59	3	2	0	7	496.2	617	465	395	286	390	136	12	72	2021	.305	30	61	9	32	42		
Opponents	5.64	35	24	59	59	2	1	1	12	498.0	586	370	312	222	429	129	13	74	2009	.292	31	71	9	24	14		

# 2008 YEAR IN REVIEW

INTRODUCTION

SOUTHERN CONFERENCE

TEAM PROFILES

2008 IN REVIEW

HISTORY

AWARDS

RECORDS

## 2008 Southern Conference Standings

	Conference			Overall			Home	Away	Neutral	Last 10	Streak
	Won	Lost	Pct.	Won	Lost	Pct.					
#Elon	19	8	.704	44	18	.710	24-7	15-9	5-2	8-2	L1
Coll. of Charleston	18	9	.667	39	20	.661	25-8	11-11	3-1	7-3	L1
Furman	17	10	.630	33	24	.579	23-11	8-11	2-2	4-6	L1
Georgia Southern	16	11	.593	33	25	.569	21-10	10-13	2-2	5-5	L2
UNC Greensboro	15	12	.556	33	27	.550	24-14	7-11	2-2	3-7	L1
Appalachian State	14	13	.519	32	27	.542	13-11	16-13	3-3	6-4	L1
Western Carolina	14	13	.519	29	28	.509	16-9	11-13	2-6	6-4	L2
The Citadel	12	15	.444	28	28	.500	22-14	6-14	0-0	4-6	L1
Wofford	6	21	.222	24	35	.407	18-16	5-17	0-2	3-7	L2
Davidson	4	23	.148	12	38	.240	10-17	2-20	0-1	2-8	L1

# - Regular Season and Tournament Champion

## 2008 Southern Conference Post-Season Recap

Elon followed its second regular season title in the past three seasons with a record-setting run through the SoCon Tournament to claim its first league tournament title. The Phoenix smashed seven tournament records, including the mark for runs scored (51) with 66 runs in only four games, culminating with a 17-8 win over College of Charleston in the championship game. Cory Harrilchak was named Tournament Most Outstanding Player after collecting 13 hits, 13 runs, 11 RBI, three home runs and three stolen bases in the event.

Elon earned an invitation to the NCAA Regional in Cary, N.C. The No. 3-seed Phoenix fell to UNC Wilmington, 5-2, in the opening game but rebounded with a 6-3 win over Mount St. Mary's in an elimination game. Elon's NCAA experience ended on day three, however, when UNC Wilmington rallied in the ninth inning for a 15-11 victory to oust the Phoenix.

Elon pitcher Steven Hensley was named Pitcher of the Year by both the league's coaches and the Southern Conference Sports Media Association. The league's coaches named College of Charleston's Jeremie Tice as the Player of the Year while Chris Shehan of Georgia Southern took home the same honors from the SCSMA. Elon's Mike Kennedy was the consensus Coach of the Year while Elon's Thomas Girdwood (Coaches) and Furman's Reese Wade (SCSMA) split Freshman of the Year honors.



Elon became the first league team since 2003 to claim both the regular season and tournament championships in the same season.

## 2008 Southern Conference Tournament Results

Joseph P. Riley, Jr. Park, Charleston, S.C.

### May 20 (Tuesday)

**Game A:** Western Carolina 11, Davidson 10 (12 inn.)

**Game B:** Wofford 8, The Citadel 4

### May 21 (Wednesday)

**Game 1:** College of Charleston 5, Western Carolina 4

**Game 2:** Furman 10, Appalachian State 8 (10 inn.)

**Game 3:** Elon 21, Wofford 12

**Game 4:** Georgia Southern 21, UNC Greensboro 9

### May 22 (Thursday)

**Game 5:** Appalachian State 10, Western Carolina 5

**Game 6:** UNC Greensboro 14, Wofford 5

**Game 7:** College of Charleston 12, Furman 8

**Game 8:** Elon 16, Georgia Southern 5

### May 23 (Friday)

**Game 9:** Furman 13, Appalachian State 12

**Game 10:** UNC Greensboro 12, Georgia Southern 9

### May 24 (Saturday)

**Game 11:** College of Charleston 12, Furman 11 (10 inn.)

**Game 12:** Elon 12, UNC Greensboro 4

### May 25 (Sunday)

**Game 13:** Elon 17, College of Charleston 8



## 2008 NCAA Championship

### Cary, N.C.

UNC Wilmington 5, Elon 2

Elon 6, Mount St. Mary's 3

UNC Wilmington 15, Elon 11



# 2008 YEAR IN REVIEW

## 2008 All-Conference Selections

### Coaches All-SoCon Team

#### Player of the Year

Jeremie Tice (CofC)

#### Pitcher of the Year

Steven Hensley (Elon)

#### Freshman of the Year

Thomas Girdwood (Elon)

#### Coach of the Year

Mike Kennedy (Elon)

#### First Team

C Blake Murphy (WCU)  
1B Michael Harrington (COFC)  
2B Brandon Sizemore (COFC)  
SS Jason Altenhof (ASU)  
3B Jeremie Tice (COFC)  
OF Chris Shehan (GSU)  
OF Cory Harrilchak (Elon)  
OF Chris Swauger (CIT)  
DH Ty Wright (GSU)  
SP Jay Jackson (FUR)  
SP Steven Hensley (Elon)  
RP Thomas Girdwood (Elon)

#### Second Team

C Griffin Benedict (GSU)  
1B Ricky Orton (UNCG)  
2B Nick Liles (WCU)  
SS Michael Gilmartin (WOF)  
3B AJ Wirnsberger (GSU)  
OF Sonny Meade (CIT)  
OF David Rubinstein (ASU)  
OF David Richardson (GSU) tie  
Gabe Marchant (COFC)  
DH Reese Wade (FUR)  
SP Greg Martin (UNCG)  
SP Matt Address (ASU)  
RP Nick Karow (FUR)

### Media All-SoCon Team

#### Player of the Year

Chris Shehan (GSU)

#### Pitcher of the Year

Steven Hensley (Elon)

#### Freshman of the Year

Reese Wade (FUR)

#### Coach of the Year

Mike Kennedy (Elon)

#### First Team

C Blake Murphy (WCU)  
1B Michael Harrington (COFC)  
2B Brandon Sizemore (COFC)  
SS Jason Altenhof (ASU)  
3B Jeremie Tice (COFC)  
OF Chris Shehan (GSU)  
OF Cory Harrilchak (Elon)  
OF Sonny Meade (CIT)  
DH Ty Wright (GSU)  
SP Steven Hensley (Elon)  
SP Jay Jackson (FUR)  
RP Thomas Girdwood (Elon)

#### Second Team

C Dallas Tarleton (Elon)  
1B Ricky Orton (UNCG)  
2B Nick Liles (WCU)  
SS Mike Hentz (COFC)  
3B Bennett Davis (Elon)  
OF Chris Swauger (CIT)  
OF David Rubinstein (ASU)  
OF Gabe Marchant (COFC)  
DH Reese Wade (FUR)  
SP Mike Tavernier (WCU)  
SP Drew Murray (GSU)  
RP Nick Karow (FUR)

## Players of the Week

Feb. 25 Michael Harrington (CofC)  
March 3 Corey Overholtzer (UNCG)  
March 10 Ricky Orton (UNCG)  
March 17 Chris Shehan (GSU)  
March 24 Chris Shehan (GSU)  
March 31 Greg Feltes (UNCG)  
April 7 Cory Harrilchak (Elon)  
April 14 Joey Rodgers (FUR)  
April 21 Brandon Sizemore (CofC)  
April 28 Ty Wright (GSU)  
May 5 Ricky Orton (UNCG)  
May 12 Michael Harrington (CofC)  
May 19 Jeremie Tice (CofC)

## Pitchers of the Week

Feb. 25 Asher Wojciechowski (CIT)  
March 3 Jay Jackson (FUR)  
March 10 Matt Reifsnider (CIT)  
March 17 Jimmy Reyes (Elon)  
March 24 Matt Crim (CIT)  
March 31 Chip Hunt (WOF)  
April 7 Chris Masters (WCU)  
April 14 Nick Karow (FUR)  
April 21 Wes Wrenn (CIT)  
April 28 Jay Jackson (FUR)  
May 5 Chris Masters (WCU)  
May 12 Matt Address (ASU)  
May 19 Spencer Hale (FUR)



Elon's Steven Hensley was the consensus SoCon Pitcher of the Year after finishing 10-2 with a 3.59 ERA in 15 starts while striking out a league-best 99 batters.

## Players of the Month

February Shane Kirkley (WOF)  
March Chris Shehan (GSU)  
April Ty Wright (GSU)  
May Jeremie Tice (CofC)

## Pitchers of the Month

February Steven Hensley (Elon)  
March Steven Hensley (Elon)  
April Jay Jackson (FUR)  
May Jesse Lewter (Elon)

## All-Tournament Team

C Dallas Tarleton (Elon)  
1B Jay Jackson (FUR)  
2B Tim Carrier (UNCG)  
SS Chase Austin (Elon)  
3B Bennett Davis (Elon)  
OF Stuart Haywood (CofC)  
OF Chris Shehan (GSU)  
OF Cory Harrilchak (Elon)  
DH Greg Feltes (UNCG)  
P Mike Lynn (CofC)  
MVP Cory Harrilchak (Elon)

INTRODUCTION

SOUTHERN CONFERENCE

TEAM PROFILES

2008 IN REVIEW

HISTORY

AWARDS

RECORDS

# 2008 STATISTICS

INTRODUCTION

SOUTHERN CONFERENCE

TEAM PROFILES

2008 IN REVIEW

HISTORY

AWARDS

RECORDS

## BATTING

	AVG	G	AB	R	H	2B	3B	HR	RBI	TB	SLG%	BB	HBP	SO	GDP	OB%	SF	SH	SB-ATT	PO	A	E	FLD%
Georgia Southern	.346	58	2173	595	751	154	11	114	543	1269	.584	302	80	409	37	.437	37	31	108-133	1539	646	71	.969
Coll. of Charleston	.334	59	2148	627	717	161	18	130	589	1304	.607	328	80	434	35	.436	23	51	74-97	1570	599	87	.961
Elon	.319	62	2138	545	682	135	24	80	495	1105	.517	330	105	443	35	.428	35	41	155-196	1649	599	91	.961
Appalachian State	.314	59	2128	478	669	117	14	69	426	1021	.480	261	49	335	47	.399	18	22	51-74	1548	622	64	.971
Western Carolina	.310	57	2038	462	631	135	10	76	409	1014	.498	279	84	400	32	.409	27	35	105-130	1514	620	107	.952
UNC Greensboro	.304	60	2111	444	641	131	18	66	413	1006	.477	286	65	384	25	.397	38	36	66-84	1608	644	81	.965
Furman	.300	57	1968	392	591	107	13	38	344	838	.426	220	49	398	29	.380	26	51	77-94	1497	605	81	.963
Wofford	.292	59	2009	370	586	129	13	74	333	963	.479	222	71	429	31	.378	24	14	69-93	1490	556	92	.957
The Citadel	.281	56	1934	341	543	105	8	58	316	838	.433	234	42	361	40	.366	29	32	23-40	1500	651	78	.965
Davidson	.264	50	1726	276	456	89	6	30	252	647	.375	224	42	420	19	.360	12	33	45-63	1296	549	108	.945
<b>Totals</b>	<b>.308</b>	<b>577</b>	<b>20,373</b>	<b>4,530</b>	<b>6,267</b>	<b>1,263</b>	<b>135</b>	<b>735</b>	<b>4,120</b>	<b>1,000</b>	<b>.491</b>	<b>2,686</b>	<b>667</b>	<b>4,013</b>	<b>330</b>	<b>.401</b>	<b>269</b>	<b>346</b>	<b>773-1004</b>	<b>1,521</b>	<b>6,091</b>	<b>860</b>	<b>.961</b>

## PITCHING

Team	ERA	W	L	G	CG	SHO/CBO	SV	IP	H	R	ER	BB	SO	2B	3B	HR	ABB/Avg	WP	HBP	BK	SFA	SHA
The Citadel	5.17	28	28	56	1	2/2	10	500.0	598	330	287	206	363	126	7	37	1985.301	48	33	9	22	41
Furman	5.34	33	24	57	0	0/0	13	499.0	578	371	296	196	394	98	17	65	1996.290	39	43	12	27	28
Elon	5.53	44	18	62	2	2/1	12	549.2	627	411	338	290	467	97	15	71	2205.284	55	64	11	17	34
UNC Greensboro	6.11	33	27	60	0	1/1	11	536.0	656	431	364	285	411	125	13	69	2138.307	47	58	12	25	44
Appalachian State	6.14	32	27	59	1	2/1	12	516.0	611	411	352	233	446	121	15	59	2073.295	61	62	11	25	28
Western Carolina	6.33	29	27	57	1	1/1	8	504.2	585	428	355	229	432	111	16	81	2007.291	41	82	14	23	38
Coll. of Charleston	6.40	39	20	59	2	1/1	18	523.1	633	446	372	260	480	119	6	74	2124.298	71	68	2	17	31
Georgia Southern	7.04	33	25	58	0	0/0	8	513.0	678	446	401	239	405	116	10	87	2125.319	61	80	8	22	32
Wofford	7.16	24	35	59	3	2/0	7	496.2	617	465	395	286	390	136	12	72	2021.305	30	61	9	32	42
Davidson	8.46	12	38	50	0	0/0	5	432.0	633	484	406	239	244	148	6	59	1847.343	50	82	10	30	34
Totals	6.33	306	269	577	10	11/7	104	5,070.16	2164	4,223	3,566	2,463	4,032	1,197	117	674	20,521/1.303	503	633	98	240	352

## FIELDING

Team	C	PO	A	E	FLD%	DPs	SBA	CSB	SBA%	PB	CI
Appalachian State	2234	1548	622	64	.971	46	104	20	.839	13	2
Georgia Southern	2256	1539	646	71	.969	41	83	15	.847	13	2
UNC Greensboro	2333	1608	644	81	.965	59	76	26	.745	10	0
The Citadel	2229	1500	651	78	.965	50	45	15	.750	7	0
Furman	2183	1497	605	81	.963	38	70	23	.753	5	1
Coll. of Charleston	2256	1570	599	87	.961	49	55	23	.705	23	2
Elon	2339	1649	599	91	.961	49	50	20	.714	10	2
Wofford	2138	1490	556	92	.957	31	73	17	.811	21	2
Western Carolina	2241	1514	620	107	.952	48	45	26	.634	13	2
Davidson	1953	1296	549	108	.945	28	97	27	.782	8	1
<b>Totals</b>	<b>22,162</b>	<b>15,211</b>	<b>6,091</b>	<b>860</b>	<b>.961</b>	<b>439</b>	<b>698</b>	<b>212</b>	<b>.767</b>	<b>123</b>	<b>14</b>

## TEAM BATTING LEADERS

Batting Average	Runs Scored	Doubles	Total Bases
Georgia Southern .346	Coll. of Charleston 627	Coll. of Charleston 161	Coll. of Charleston 1304
Coll. of Charleston .334	Georgia Southern 595	Georgia Southern 154	Georgia Southern 1269
Elon .319	Elon 545	Elon 135	Elon 1105
Appalachian State .314	Appalachian State 478	Western Carolina 135	Appalachian State 1021
Western Carolina .310	Western Carolina 462	UNC Greensboro 131	Western Carolina 1014
UNC Greensboro .304	UNC Greensboro 444	Wofford 129	UNC Greensboro 1006
Furman .300	Furman 392	Appalachian State 117	Wofford 963
Wofford .292	Wofford 370	Furman 107	Furman 838
The Citadel .281	The Citadel 341	The Citadel 105	The Citadel 838
Davidson .264	Davidson 276	Davidson 89	Davidson 647
Slugging Percentage	Hits	Triples	At Bats
Coll. of Charleston .607	Georgia Southern 751	Elon 24	Georgia Southern 2173
Georgia Southern .584	Coll. of Charleston 717	UNC Greensboro 18	Coll. of Charleston 2148
Elon .517	Elon 682	Coll. of Charleston 18	Elon 2138
Western Carolina .498	Appalachian State 669	Appalachian State 14	Appalachian State 2128
Appalachian State .480	UNC Greensboro 641	Furman 13	UNC Greensboro 2111
Wofford .479	Western Carolina 631	Wofford 13	Western Carolina 2038
UNC Greensboro .477	Furman 591	Georgia Southern 11	Wofford 2009
The Citadel .433	Wofford 586	Western Carolina 10	Furman 1968
Furman .426	The Citadel 543	The Citadel 8	The Citadel 1934
Davidson .375	Davidson 456	Davidson 6	Davidson 1726
On-Base Percentage	Runs Batted In	Home Runs	Walks
Georgia Southern .437	Coll. of Charleston 589	Coll. of Charleston 130	Elon 330
Coll. of Charleston .436	Georgia Southern 543	Georgia Southern 114	Coll. of Charleston 328
Elon .428	Elon 495	Elon 80	Georgia Southern 302
Western Carolina .409	Appalachian State 426	Western Carolina 76	UNC Greensboro 286
Appalachian State .399	UNC Greensboro 413	Wofford 74	Western Carolina 279
UNC Greensboro .397	Western Carolina 409	Appalachian State 69	Appalachian State 261
Furman .380	Furman 344	UNC Greensboro 66	The Citadel 234
Wofford .378	Wofford 333	The Citadel 58	Davidson 224
The Citadel .366	The Citadel 316	Furman 38	Wofford 222
Davidson .360	Davidson 252	Davidson 30	Furman 220



# 2008 STATISTICS



## Hit by Pitch

Elon	105
Western Carolina	84
Coll. of Charleston	80
Georgia Southern	80
Wofford	71
UNC Greensboro	65
Furman	49
Appalachian State	49
Davidson	42
The Citadel	42

## Strikeouts

Elon	443
Coll. of Charleston	434
Wofford	429
Davidson	420
Georgia Southern	409
Western Carolina	400
Furman	398
UNC Greensboro	384
The Citadel	361
Appalachian State	335

## Sac Bunts

Furman	51
Coll. of Charleston	51
Elon	41
UNC Greensboro	36
Western Carolina	35
Davidson	33
The Citadel	32
Georgia Southern	31
Appalachian State	22
Wofford	14

## Sac Flies

UNC Greensboro	38
Georgia Southern	37
Elon	35
The Citadel	29
Western Carolina	27
Furman	26
Wofford	24
Coll. of Charleston	23
Appalachian State	18
Davidson	12

## Stolen Bases

Elon	155
Georgia Southern	108
Western Carolina	105
Furman	77
Coll. of Charleston	74
Wofford	69
UNC Greensboro	66
Appalachian State	51
Davidson	45
The Citadel	23

## Caught Stealing

Elon	41
Georgia Southern	25
Western Carolina	25
Wofford	24
Coll. of Charleston	23
Appalachian State	23
UNC Greensboro	18
Davidson	18
Furman	17
The Citadel	17

## Steal Attempts

Elon	196
Georgia Southern	133
Western Carolina	130
Coll. of Charleston	97
Furman	94
Wofford	93
UNC Greensboro	84
Appalachian State	74
Davidson	63
The Citadel	40

## Grounded into DP

Appalachian State	47
The Citadel	40
Georgia Southern	37
Coll. of Charleston	35
Elon	35
Western Carolina	32
Wofford	31
Furman	29
UNC Greensboro	25
Davidson	19

## TEAM PITCHING LEADERS

### Earned Run Average

The Citadel	5.17
Furman	5.34
Elon	5.53
UNC Greensboro	6.11
Appalachian State	6.14
Western Carolina	6.33
Coll. of Charleston	6.40
Georgia Southern	7.04
Wofford	7.16
Davidson	8.46

### Opposing Batting Average

Elon	.284
Furman	.290
Western Carolina	.291
Appalachian State	.295
Coll. of Charleston	.298
The Citadel	.301
Wofford	.305
UNC Greensboro	.307
Georgia Southern	.319
Davidson	.343

### Innings Pitched

Elon	549.2
UNC Greensboro	536.0
Coll. of Charleston	523.1
Appalachian State	516.0
Georgia Southern	513.0
Western Carolina	504.2
The Citadel	500.0
Furman	499.0
Wofford	496.2
Davidson	432.0

### Batters Struck Out

Coll. of Charleston	480
Elon	467
Appalachian State	446
Western Carolina	432
UNC Greensboro	411
Georgia Southern	405
Furman	394
Wofford	390
The Citadel	363
Davidson	244

### Batters Struck Out Looking

Coll. of Charleston	151
Wofford	151
UNC Greensboro	148
Western Carolina	143
Furman	137
Appalachian State	137
Elon	132
Georgia Southern	124
The Citadel	109
Davidson	65

### Wins

Elon	44
Coll. of Charleston	39
Furman	33
Georgia Southern	33
UNC Greensboro	33
Appalachian State	32
Western Carolina	29
The Citadel	28
Wofford	24
Davidson	12

### Losses

Davidson	38
Wofford	35
The Citadel	28
UNC Greensboro	27
Western Carolina	27
Appalachian State	27
Georgia Southern	25
Furman	24
Coll. of Charleston	20
Elon	18

### Saves

Coll. of Charleston	18
Furman	13
Appalachian State	12
Elon	12
UNC Greensboro	11
The Citadel	10
Georgia Southern	8
Western Carolina	8
Wofford	7
Davidson	5

### Runners Picked Off

The Citadel	28
Western Carolina	25
Georgia Southern	16
Appalachian State	15
UNC Greensboro	12
Davidson	11
Elon	10
Coll. of Charleston	5
Wofford	4
Furman	3

### Sac Bunts Allowed

UNC Greensboro	44
Wofford	42
The Citadel	41
Western Carolina	38
Elon	34
Davidson	34
Georgia Southern	32
Coll. of Charleston	31
Furman	28
Appalachian State	28

### Sac Flies Allowed

Wofford	32
Davidson	30
Furman	27
Appalachian State	25
UNC Greensboro	25
Western Carolina	23
Georgia Southern	22
The Citadel	22
Coll. of Charleston	17
Elon	17

### Hits Allowed

Furman	578
Western Carolina	585
The Citadel	598
Appalachian State	611
Wofford	617
Elon	627
Coll. of Charleston	633
Davidson	633
UNC Greensboro	656
Georgia Southern	678

### Runs Allowed

The Citadel	330
Furman	371
Appalachian State	411
Elon	411
Western Carolina	428
UNC Greensboro	431
Georgia Southern	446
Coll. of Charleston	446
Wofford	465
Davidson	484

### Earned Runs Allowed

The Citadel	287
Furman	296
Elon	338
Appalachian State	352
Western Carolina	355
UNC Greensboro	364
Coll. of Charleston	372
Wofford	395
Georgia Southern	401
Davidson	406

### Walks Allowed

Furman	196
The Citadel	206
Western Carolina	229
Appalachian State	233
Georgia Southern	239
Davidson	239
Coll. of Charleston	260
UNC Greensboro	285
Wofford	286
Elon	290

### Doubles Allowed

Elon	97
Furman	98
Western Carolina	111
Georgia Southern	116
Coll. of Charleston	119
Appalachian State	121
UNC Greensboro	125
The Citadel	126
Wofford	136
Davidson	148

INTRODUCTION

SOUTHERN CONFERENCE

TEAM PROFILES

2008 IN REVIEW

HISTORY

AWARDS

RECORDS

# 2008 STATISTICS

## INTRODUCTION

### Triples Allowed

Davidson	6
Coll. of Charleston	6
The Citadel	7
Georgia Southern	10
Wofford	12
UNC Greensboro	13
Appalachian State	15
Elon	15
Western Carolina	16
Furman	17

### Home Runs Allowed

The Citadel	37
Davidson	59
Appalachian State	59
Furman	65
UNC Greensboro	69
Elon	71
Wofford	72
Coll. of Charleston	74
Western Carolina	81
Georgia Southern	87

### Wild Pitches

Coll. of Charleston	71
Georgia Southern	61
Appalachian State	61
Elon	55
Davidson	50
The Citadel	48
UNC Greensboro	47
Western Carolina	41
Furman	39
Wofford	30

### Balks

Western Carolina	14
UNC Greensboro	12
Furman	12
Elon	11
Appalachian State	11
Davidson	10
The Citadel	9
Wofford	9
Georgia Southern	8
Coll. of Charleston	2

### Hit Batters

Western Carolina	82
Davidson	82
Georgia Southern	80
Coll. of Charleston	68
Elon	64
Appalachian State	62
Wofford	61
UNC Greensboro	58
Furman	43
The Citadel	33

### Intentional BB Allowed

Davidson	10
Furman	7
Appalachian State	6
The Citadel	6
Elon	5
Georgia Southern	5
Western Carolina	5
Wofford	4
Coll. of Charleston	3
UNC Greensboro	1

### Fielding Percentage

Appalachian State	.971
Georgia Southern	.969
UNC Greensboro	.965
The Citadel	.965
Furman	.963
Coll. of Charleston	.961
Elon	.961
Wofford	.957
Western Carolina	.952
Davidson	.945

### Chances

Elon	2339
UNC Greensboro	2333
Coll. of Charleston	2256
Georgia Southern	2256
Western Carolina	2241
Appalachian State	2234
The Citadel	2229
Furman	2183
Wofford	2138
Davidson	1953

## SOUTHERN CONFERENCE

## TEAM PROFILES

## 2008 IN REVIEW

## HISTORY

## AWARDS

## RECORDS



College of Charleston hit a SoCon-record 130 home runs as a team in 2008, including 20 from Brandon Sizemore (above). The second baseman was one of three Cougars to hit 20 or more home runs on the year.

## TEAM FIELDING LEADERS

### Putouts

Elon	1649
UNC Greensboro	1608
Coll. of Charleston	1570
Appalachian State	1548
Georgia Southern	1539
Western Carolina	1514
The Citadel	1500
Furman	1497
Wofford	1490
Davidson	1296

### Assists

The Citadel	651
Georgia Southern	646
UNC Greensboro	644
Appalachian State	622
Western Carolina	620
Furman	605
Coll. of Charleston	599
Elon	599
Wofford	556
Davidson	549

### Errors

Davidson	108
Western Carolina	107
Wofford	92
Elon	91
Coll. of Charleston	87
UNC Greensboro	81
Furman	81
The Citadel	78
Georgia Southern	71
Appalachian State	64

### Fielding Double Plays

UNC Greensboro	59
The Citadel	50
Elon	49
Coll. of Charleston	49
Western Carolina	48
Appalachian State	46
Georgia Southern	41
Furman	38
Wofford	31
Davidson	28

### Stolen Bases Against

Appalachian State	104
Davidson	97
Georgia Southern	83
UNC Greensboro	76
Wofford	73
Furman	70
Coll. of Charleston	55
Elon	50
The Citadel	45
Western Carolina	45

### Caught Stealing By

Davidson	27
Western Carolina	26
UNC Greensboro	26
Coll. of Charleston	23
Furman	23
Appalachian State	20
Elon	20
Wofford	17
Georgia Southern	15
The Citadel	15

### Steal Attempts Against

Davidson	124
Appalachian State	124
UNC Greensboro	102
Georgia Southern	98
Furman	93
Wofford	90
Coll. of Charleston	78
Western Carolina	71
Elon	70
The Citadel	60

### Passed Balls

Coll. of Charleston	23
Wofford	21
Georgia Southern	13
Appalachian State	13
Western Carolina	13
Elon	10
UNC Greensboro	10
Davidson	8
The Citadel	7
Furman	5



Ty Wright helped Georgia Southern to lead the SoCon and record the fifth-highest single-season batting average in league history at .346.



# 2008 STATISTICS

## INDIVIDUAL BATTING LEADERS

### Batting Average

Chris Shehan, GSU	.438
Cory Harrilchak, ELON	.410
Reese Wade, FUR	.401
Ty Wright, GSU	.398
Jeremie Tice, COFC	.393
Sonny Meade, CIT	.393
Jason Altenhof, ASU	.380
Chase Austin, ELON	.377
Barrett Shaft, WCU	.374
Phillip Porter, GSU	.365

### Slugging Percentage

Jeremie Tice, COFC	.838
Chris Shehan, GSU	.835
Ty Wright, GSU	.781
Blake Murphy, WCU	.740
Michael Harrington, COFC	.731
Cory Harrilchak, ELON	.678
Brandon Sizemore, COFC	.677
Ricky Orton, UNCG	.675
A.J. Wirsberger, GSU	.668
Bennett Davis, ELON	.664

### On-Base Percentage

Chris Shehan, GSU	.557
Blake Murphy, WCU	.531
Ricky Orton, UNCG	.502
Jeremie Tice, COFC	.495
Ty Wright, GSU	.494
Cory Harrilchak, ELON	.492
Chris Swauger, CIT	.485
Mike Hentz, COFC	.478
Jason Altenhof, ASU	.476

### Runs Scored

Chris Shehan, GSU	84
Jeremie Tice, COFC	80
Michael Harrington, COFC	71
Cory Harrilchak, ELON	70
Gabe Marchant, COFC	69
Brandon Sizemore, COFC	69
Greg Feltes, UNCG	66
Bennett Davis, ELON	66
Donny Jobe, ELON	63
Ty Wright, GSU	63
A.J. Wirsberger, GSU	63

### Hits

Chris Shehan, GSU	98
Nick Liles, WCU	93
Jason Altenhof, ASU	93
Jeremie Tice, COFC	90
Sonny Meade, CIT	90
Cory Harrilchak, ELON	84
Michael Gilmartin, WOF	83
Barrett Shaft, WCU	83
Brandon Sizemore, COFC	82
Matt Gaski, UNCG	81

### Runs Batted In

Jeremie Tice, COFC	83
Michael Harrington, COFC	82
Bennett Davis, ELON	82
Brandon Sizemore, COFC	82
Chris Shehan, GSU	77
A.J. Wirsberger, GSU	73
Jeremiah Parker, GSU	70
Griffin Benedict, GSU	65
Isaac Harrow, ASU	59
Ricky Orton, UNCG	59

### Doubles

Brandon Sizemore, COFC	24
Ty Wright, GSU	22
Michael Gilmartin, WOF	21
Jeremie Tice, COFC	21
Wes Hobson, ASU	21
Sean Snell, UNCG	21
Ricky Orton, UNCG	20
Nick Liles, WCU	19
David Rubinstein, ASU	19
Isaac Harrow, ASU	18
Blake Murphy, WCU	18
Chris Swauger, CIT	18
Jeremiah Parker, GSU	18

### Triples

Jason Rook, ASU	6
Corey Overholtzer, UNCG	6
Chris Dove, ELON	6
Donny Jobe, ELON	5
Cory Harrilchak, ELON	5
13 tied at	3

### Home runs

Michael Harrington, COFC	26
Jeremie Tice, COFC	25
Chris Shehan, GSU	22
A.J. Wirsberger, GSU	21
Brandon Sizemore, COFC	20
Bennett Davis, ELON	18
Ty Wright, GSU	17
Blake Murphy, WCU	16
Ricky Orton, UNCG	15
Shane Kirkley, WOF	15
Gabe Marchant, COFC	15
Greg Feltes, UNCG	15

### Total Bases

Jeremie Tice, COFC	192
Chris Shehan, GSU	187
Michael Harrington, COFC	171
Brandon Sizemore, COFC	170
A.J. Wirsberger, GSU	163
Ty Wright, GSU	153
Bennett Davis, ELON	146
Ricky Orton, UNCG	139
Cory Harrilchak, ELON	139
Michael Gilmartin, WOF	135

### Walks

Ricky Orton, UNCG	61
Chris Shehan, GSU	53
Blake Murphy, WCU	51
Chris Swauger, CIT	51
Zach Kayne, DAV	47
Jason Altenhof, ASU	42
Chris McGuiness, CIT	42
Bobby Hubbard, FUR	42
Jeremie Tice, COFC	40
Greg Feltes, UNCG	39

### Hit by Pitch

Bennett Davis, ELON	22
Donny Jobe, ELON	19
Gabe Marchant, COFC	17
Sean Snell, UNCG	15
Greg Feltes, UNCG	15
Barrett Shaft, WCU	15
Jake Williams, WOF	14
Jeremiah Parker, GSU	14
Blake Murphy, WCU	14
Joey Rodgers, FUR	14

### Sac bunts

Donny Jobe, ELON	13
Gabe Marchant, COFC	11
Brian Pierce, GSU	11
Barrett Shaft, WCU	11
Connor Lind, FUR	9
Marcus Rose, FUR	8
Kyle Jordan, CIT	8
Brett Shore, DAV	8
Joey Rodgers, FUR	7
Hugh Eden, DAV	7
Clay McCord, COFC	7
Matt Hemingway, FUR	7
Rand Smith, ASU	7

### Sac Flies

Tim Carrier, UNCG	12
Jeremiah Parker, GSU	7
Sonny Meade, CIT	7
Neal Pritchard, ELON	7
Bennett Davis, ELON	7
Matt Arnold, CIT	6
Chase Austin, ELON	6
Shane Kirkley, WOF	6
8 tied at	5

### Stolen Bases

Chris Dove, ELON	38
Donny Jobe, ELON	25
Cory Harrilchak, ELON	24
Joey Rodgers, FUR	24
Jeremy Beckham, GSU	24
Harry Austin, ELON	23
Chris Shehan, GSU	22
Nick Liles, WCU	22
Blake Murphy, WCU	22
Marcus Rose, FUR	21

### Total Plate Appearances

Chris Dove, ELON	309
Matt Gaski, UNCG	300
Nick Liles, WCU	296
Jason Altenhof, ASU	293
Donny Jobe, ELON	289
Chris Shehan, GSU	287
Tim Carrier, UNCG	287
Michael Harrington, COFC	287
Brandon Sizemore, COFC	286
Bennett Davis, ELON	285

### At Bats

Nick Liles, WCU	269
Chris Dove, ELON	255
Wes Hobson, ASU	253
Brandon Sizemore, COFC	251
Matt Gaski, UNCG	247
Sterling Dye, WOF	247
Jason Altenhof, ASU	245
A.J. Wirsberger, GSU	244
Tim Carrier, UNCG	242
Isaac Harrow, ASU	242

### Steal Attempts

Chris Dove, ELON	53
Donny Jobe, ELON	35
Jeremy Beckham, GSU	29
Blake Murphy, WCU	28
Harry Austin, ELON	27
Joey Rodgers, FUR	27
Marcus Rose, FUR	25
Cory Harrilchak, ELON	25
Nick Liles, WCU	24
Hugh Eden, DAV	24
Porter, GSU	24
Chris Shehan, GSU	24

### Strikeouts

Hugh Eden, DAV	69
Kyle Jordan, CIT	65
Michael Seay, WOF	65
Richard Jones, CIT	58
Jeremiah Parker, GSU	57
Chris Shehan, GSU	56
Chris Dove, ELON	55
Ryan Lee, FUR	54
Shane Kirkley, WOF	51
Brandon Sizemore, COFC	50

### Grounded into DP

Neal Pritchard, ELON	7
Wes Hobson, ASU	7
David Towarnicky, ASU	7
Matt Arnold, CIT	6
Phillip Porter, GSU	6
Greg Feltes, UNCG	6
Bryan Altman, CIT	6
Griffin Benedict, GSU	6
Sonny Meade, CIT	6
16 tied at	5



Furman pitcher Jay Jackson led the SoCon in earned run average (3.17), opposing batting average (.216) and innings pitched (99.1) in 2008.

INTRODUCTION

SOUTHERN CONFERENCE

TEAM PROFILES

2008 IN REVIEW

HISTORY

AWARDS

RECORDS

# 2008 STATISTICS

## INDIVIDUAL PITCHING LEADERS

INTRODUCTION	EARNED RUN AVG		SOUTHERN CONFERENCE	SAVES		TEAM PROFILES	SACRIFICE FLIES ALLOWED		2008 IN REVIEW	JESSE SIMPSON, COFC	
	Jay Jackson, FUR	3.17		Thomas Girdwood, Elon	10		Greg Smith, UNCG	9		Wes McCall, UNCG	43
	Steven Hensley, Elon	3.59		Nick Karow, FUR	9		Tim Dolinak, WOF	8		Wes Wrenn, CIT	46
	Jesse Simpson, COFC	3.88		Matt Reifsnider, CIT	9		Thomas Middour, DAV	8		Steven Hensley, Elon	46
	Ian Parry, FUR	3.88		Blake Nation, GSU	7		Scott Summers, WOF	5			
	Mason Smith, FUR	4.05		Rob Gilliam, UNCG	7		Jordan Mickleberry, WOF	5		<b>Earned runs allowed</b>	
	Chris Masters, WCU	4.24		Garrett Sherrill, ASU	6		Drew Murray, GSU	5		Ian Parry, FUR	25
	Asher Wojciechowski, CIT	4.50		Jesse Simpson, COFC	6		Mike Tavernier, WCU	5		Jesse Simpson, COFC	31
	Mike Tavernier, WCU	4.65		Adam Mills, ASU	5		John Cornely, WOF	5		Chris Masters, WCU	32
	Wes Wrenn, CIT	4.66		Mike Frongello, DAV	5		Mason Smith, FUR	4		Mason Smith, FUR	33
	Jake Goldberg, COFC	4.71		Michael Gilmartin, WOF	4		Zach Quate, ASU	4		Jay Jackson, FUR	35
				Michael Kohn, COFC	4		Jared Kernodle, Elon	7		Ken Ferrer, Elon	37
				Tyler Sexton, WCU	4		James White, UNCG	4		Mike Tavernier, WCU	37
	<b>Opposing Batting Average</b>						Nick Terry, ASU	4		Steven Hensley, Elon	37
	Jay Jackson, FUR	.216		<b>Appearances</b>			Andy Moye, GSU	4		Cory Harrilchak, ELON	38
	Chris Masters, WCU	.227		James White, UNCG	38		Chris Kennedy, DAV	4		Asher Wojciechowski, CIT	38
	Steven Hensley, Elon	.236		Raymond Copenhaver, CIT	36						
	Asher Wojciechowski, CIT	.243		Nick Karow, FUR	33		<b>Runners picked off</b>			<b>Walks allowed</b>	
	Jesse Simpson, COFC	.254		Matt Reifsnider, CIT	33		Matt Talley, CIT	9		Ian Parry, FUR	16
	Ken Ferrer, Elon	.263		Jared Kernodle, Elon	32		Blake Murphy, WCU	8		Josh Dowdy, ASU	17
	Garrett Ozar, WCU	.274		Mike Frongello, DAV	32		Raymond Copenhaver, CIT	7		Jake Goldberg, COFC	20
	Mike Tavernier, WCU	.279		Rob Gilliam, UNCG	30		Adam Deleo, UNCG	7		Cory Harrilchak, ELON	20
	Ian Parry, FUR	.282		Wes McCall, UNCG	30		Griffin Benedict, GSU	6		Jesse Lewter, Elon	21
	Austin Garrett, COFC	.286		Adam Mills, ASU	30		Garrett Ozar, WCU	5		Matt Crim, CIT	24
				Thomas Girdwood, Elon	29		Drew Saberhagen, WCU	4		Drew Saberhagen, WCU	24
	<b>Innings Pitched</b>			<b>Games Started</b>			J.D. Reichenbach, Elon	4		Kyle Kamppi, GSU	24
	Jay Jackson, FUR	99.1		Mason Smith, FUR	16		Thomas Middour, DAV	4		Garrett Ozar, WCU	24
	Steven Hensley, Elon	92.2		Steven Hensley, Elon	15		Drew Murray, GSU	4		Wes Wrenn, CIT	24
	Matt Andress, ASU	88.1		Greg Martin, UNCG	15		Asher Wojciechowski, CIT	4		Mason Smith, FUR	25
	Scott Summers, WOF	87.2		Drew Saberhagen, WCU	15		Aubrey Edens, ASU	4		Thomas Middour, DAV	26
	Wes Wrenn, CIT	87.0		Jay Jackson, FUR	15					Wes McCall, UNCG	27
	Greg Martin, UNCG	83.1		Tim Dolinak, WOF	14		<b>Hits Allowed</b>			Mike Tavernier, WCU	27
	Josh Dowdy, ASU	80.1		Thomas Middour, DAV	14		Chris Masters, WCU	58		Matt Andress, ASU	28
	Drew Saberhagen, WCU	79.2		Josh Dowdy, ASU	14		Ken Ferrer, Elon	63			
	Drew Murray, GSU	78.1		Drew Murray, GSU	14		Ian Parry, FUR	68		<b>Home Runs Allowed</b>	
	Jake Goldberg, COFC	78.1		Scott Summers, WOF	14		Austin Garrett, COFC	69		Matt Crim, CIT	2
	Thomas Middour, DAV	78.1		Andy Moye, GSU	14		Asher Wojciechowski, CIT	70		Jake Goldberg, COFC	5
				Matt Andress, ASU	14		Jesse Simpson, COFC	71		Asher Wojciechowski, CIT	5
	<b>Batters Struck Out</b>			<b>Sacrifice Bunts Allowed</b>			Garrett Ozar, WCU	72		Ken Ferrer, Elon	5
	Steven Hensley, Elon	99		Tyler Sexton, WCU	11		Aubrey Edens, ASU	74		Josh Dowdy, ASU	5
	Jay Jackson, FUR	94		Thomas Middour, DAV	10		Mike Tavernier, WCU	76		Chris Masters, WCU	6
	Jesse Simpson, COFC	83		Wes Wrenn, CIT	10		Wes McCall, UNCG	77		Mason Smith, FUR	6
	Chris Masters, WCU	80		Greg Smith, UNCG	9		Jay Jackson, FUR	77		Wes McCall, UNCG	6
	Asher Wojciechowski, CIT	78		Mike Tavernier, WCU	8		<b>Runs allowed</b>			Ian Parry, FUR	6
	Ben Austin, WOF	77		Cory Harrilchak, ELON	8		Ian Parry, FUR	31		Tyler Sexton, WCU	8
	Drew Murray, GSU	70		Wes McCall, UNCG	8		Chris Masters, WCU	33		Jesse Simpson, COFC	8
	Scott Summers, WOF	65		Scott Summers, WOF	8		Asher Wojciechowski, CIT	41		Thomas Middour, DAV	8
	Matt Andress, ASU	64		Matt Reifsnider, CIT	7		Jay Jackson, FUR	42		Kyle Kamppi, GSU	8
	Mike Tavernier, WCU	64		Jay Jackson, FUR	7		Mike Tavernier, WCU	42		Greg Martin, UNCG	8
				Jake Goldberg, COFC	7		Cory Harrilchak, ELON	42		Jay Jackson, FUR	8
	<b>Batters Struck Out Looking</b>			Mike Frongello, DAV	7						
	Ben Austin, WOF	34		Aubrey Edens, ASU	7						
	Drew Murray, GSU	34									
	Jay Jackson, FUR	29									
	Jason Rook, ASU	28									
	Scott Summers, WOF	26									
	Steven Hensley, Elon	25									
	Danny Meszaros, COFC	25									
	Rob Gilliam, UNCG	23									
	Matt Andress, ASU	23									
	Ken Ferrer, Elon	23									
	Chris Masters, WCU	23									
	<b>Wins</b>										
	Steven Hensley, Elon	10									
	Jay Jackson, FUR	9									
	Jesse Simpson, COFC	9									
	Drew Murray, GSU	8									
	Chris Masters, WCU	8									
	Matt Andress, ASU	8									
	Cory Harrilchak, ELON	7									
	Greg Martin, UNCG	7									
	Scott Summers, WOF	7									
	Aaron Eubanks, GSU	6									
	Austin Garrett, COFC	6									
	Josh Dowdy, ASU	6									
	Matt Crim, CIT	6									

## INDIVIDUAL FIELDING LEADERS

FIELDING PERCENTAGE		PUTOUTS		DOUBLE PLAYS	
Mike Lobacz, Elon	1.000	Chris McGuiness, CIT	488	Ricky Orton, UNCG	49
Neil Robinette, WOF	1.000	Ricky Orton, UNCG	467	Matt Gaski, UNCG	47
Chris Swauger, CIT	1.000	Jeremiah Parker, GSU	460	Chris McGuiness, CIT	43
Andrew Franco, ASU	1.000	David Towarnicky, ASU	413	Donny Jobe, Elon	42
Reid Rollison, WCU	1.000	Ryan Lee, FUR	403	Brandon Sizemore, COFC	39
Matt Leeds, COFC	1.000	Austin Morgan, COFC	379	Bryan Altman, CIT	38
Michael Kohn, COFC	1.000	Matt Hemingway, FUR	368	Tim Carrier, UNCG	38
Reese Wade, FUR	1.000	Dallas Tarleton, ELON	357	Mike Hentz, COFC	35
Greg Feltes, UNCG	1.000	Michael Harrington, COFC	357	Wes Hobson, ASU	35
Sam Payne, DAV	1.000	Griffin Benedict, GSU	311	David Towarnicky, ASU	35
<b>Chances</b>		<b>Assists</b>		<b>Errors</b>	
Chris McGuiness, CIT	519	Matt Gaski, UNCG	199	Chris FitzPtrck, DAV	21
Ricky Orton, UNCG	515	Jason Altenhof, ASU	175	Ray Quinones, UNCG	21
Jeremiah Parker, GSU	493	Brian Pierce, GSU	173	Neal Pritchard, Elon	20
David Towarnicky, ASU	441	Bryan Altman, CIT	165	Shane Kirkley, WOF	20
Ryan Lee, FUR	427	Brandon Sizemore, COFC	164	Kyle Jordan, CIT	17
Austin Morgan, COFC	427	Tim Carrier, UNCG	161	Matt Arnold, CIT	17
Matt Hemingway, FUR	423	Wes Hobson, ASU	159	Bennett Davis, Elon	17
Dallas Tarleton, ELON	405	Marcus Rose, FUR	159	Michael Gilmartin, WOF	16
Michael Harrington, COFC	380	Kyle Jordan, CIT	155	Brian Harrison, FUR	16
Griffin Benedict, GSU	360	Mike Hentz, COFC	154	Isaac Harrow, ASU	16



# YEARLY CONFERENCE STANDINGS

INTRODUCTION  
SOUTHERN CONFERENCE  
TEAM PROFILES  
2008 IN REVIEW  
HISTORY  
AWARDS  
RECORDS

## REGULAR SEASON CHAMPIONS

Year	School	W	L	Pct.
1954	Virginia Tech	10	4	.714
1955	West Virginia	7	2	.778
1956	George Washington	8	3	.727
1957	George Washington	12	1	.923
1958	Richmond	9	2	.818
	George Washington	9	2	.818
1959	George Washington	7	2	.778
1960	The Citadel	8	2	.800
	Richmond	8	2	.800
1961	West Virginia	8	2	.800
1962	West Virginia	9	2	.818
1963	West Virginia	13	1	.929
1964	West Virginia	14	2	.875
1965	Furman	9	2	.818
1966	East Carolina	12	3	.800
1967	West Virginia	13	3	.813
1968	East Carolina	8	1	.889
1969	Furman	11	3	.786
1970	East Carolina	13	6	.684
1971	The Citadel	11	5	.688
	Furman	11	5	.688
1972	Richmond	13	3	.813
1973	Appalachian State	11	3	.786
1974	East Carolina	12	2	.857
1975	The Citadel	11	3	.786
1976	Furman	11	2	.846
1977	East Carolina	15	1	.938
1978	Marshall	11	1	.917
1979	The Citadel	13	3	.813
1980	East Tennessee State	14	1	.933
1981	East Tennessee State	12	4	.750
	Marshall	12	4	.750
	Western Carolina	12	4	.750
1982	The Citadel	14	2	.875
1983	The Citadel	12	2	.857
1984	N-Appalachian State	12	2	.857
	S-Western Carolina	13	3	.813
1985	N-Appalachian State	14	3	.824
	S-Davidson	11	5	.688
1986	N-Appalachian State	15	2	.882
	S-Western Carolina	12	5	.706
1987	N-Appalachian State	10	2	.833
	S-Western Carolina	13	3	.813
1988	N-VMI	11	7	.611
	S-Western Carolina	14	3	.824
1989	Western Carolina	10	5	.667
1990	The Citadel	13	1	.920
1991	The Citadel	16	2	.889
1992	Western Carolina	17	4	.810
1993	Georgia Southern	18	5	.783
1994	Western Carolina	19	4	.826
1995	The Citadel	19	5	.792
1996	Georgia Southern	17	3	.850
1997	Georgia Southern	18	6	.750
	Western Carolina	18	6	.750
1998	UNC Greensboro	22	5	.815
1999	The Citadel	24	5	.828
2000	Georgia Southern	23	7	.767
	The Citadel	23	7	.767
2001	Georgia Southern	21	9	.700
2002	The Citadel	22	8	.733
2003	Western Carolina	22	8	.733
2004	College of Charleston	25	5	.833
2005	College of Charleston	27	3	.900
2006	Elon	21	6	.778
2007	Western Carolina	20	7	.741
	College of Charleston	20	7	.741
2008	Elon	19	8	.704

## REGULAR SEASON CHAMPIONSHIPS BY SCHOOL (Current Schools)

The Citadel	12
Western Carolina	11
Appalachian State	5
Georgia Southern	5
Furman	4
College of Charleston	3
Elon	2
Davidson	1
UNC Greensboro	1

### 1954

Conference	W	L	Overall	W	L
Virginia Tech*	10	4	14	8	
George Washington	6	4	16	7	
VMI	6	4	12	6	
Richmond	6	4	9	10	
The Citadel	3	2	5	9	
West Virginia	5	4	13	7	
Davidson	3	4	5	13	
Furman	2	4	8	7	
Washington & Lee	4	9	4	15	
William & Mary	2	8	4	12	

### 1955

Conference	W	L	Overall	W	L
West Virginia*	7	2	20	6	
George Washington	8	3	12	6	
Virginia Tech	8	4	13	8	
The Citadel	6	3	7	9	
Davidson	5	3	11	5	
Richmond	5	5	10	11	
VMI	6	7	12	8	
William & Mary	4	7	8	9	
Washington & Lee	3	12	4	17	
Furman	1	7	5	15	

### 1956

Conference	W	L	Overall	W	L
George Washington*	8	3	11	7	
West Virginia	6	3	15	9	
Furman	4	2	10	10	
Richmond	6	4	9	8	
VMI	7	7	12	10	
Virginia Tech	7	7	9	12	
William & Mary	6	7	6	10	
The Citadel	4	5	10	13	
Washington & Lee	5	9	6	13	
Davidson	3	9	6	13	

### 1957

Conference	W	L	Overall	W	L
George Washington*	12	1	19	4	
Furman	5	3	11	11	
William & Mary	8	7	11	8	
Virginia Tech	8	7	9	12	
West Virginia	4	5	12	8	
Richmond	6	8	11	10	
The Citadel	3	4	10	10	
VMI	4	6	8	13	
Washington & Lee	4	7	8	10	
Davidson	3	9	6	13	

### 1958

Conference	W	L	Overall	W	L
Richmond*	9	2	13	3	
George Washington*	9	2	12	8	
The Citadel	7	3	15	9	
Davidson	7	4	11	6#	
West Virginia	5	3	12	11	
Virginia Tech	6	7	9	11	
Furman	3	5	8	12	
Washington & Lee	2	8	5	9	
VMI	2	8	3	11	
William & Mary	1	9	3	11	

### 1959

Conference	W	L	Overall	W	L
George Washington*	7	2	14	5	
Richmond	7	3	10	4	
The Citadel	6	3	19	5	
Virginia Tech	9	5	12	7	
West Virginia	8	5	16	9	
Furman	4	5	8	12	
VMI	5	10	5	11	
Davidson	3	7	4	17	
William & Mary	2	11	4	12	

### 1960

Conference	W	L	Overall	W	L
Richmond*	8	2	13	3	
The Citadel*	8	2	19	5	
West Virginia	6	4	17	9	
Furman	6	4	15	9	
Virginia Tech	7	6	10	9	
George Washington	5	5	10	6	
VMI	5	8	6	8	
Davidson	3	5	7	12	
William & Mary	2	14	6	15	

### 1961

Conference	W	L	Overall	W	L
West Virginia*	8	2	17	10	
Richmond	7	3	11	4	
Furman	7	3	15	10	
Virginia Tech	7	6	9	15	
VMI	6	6	7	7	
Davidson	6	6	9	14#	
The Citadel	5	6	11	8	
George Washington	2	7	6	10	
William & Mary	2	11	2	13	

### 1962

Conference	W	L	Overall	W	L
West Virginia*	9	2	19	8	
Richmond	8	3	12	5	
Furman	6	3	12	9	
Virginia Tech	7	5	11	6	
VMI	7	7	8	7	
George Washington	4	6	8	7	
The Citadel	3	7	10	13	
Davidson	3	7	8	16	
William & Mary	3	10	4	12	

### 1963

Conference	W	L	Overall	W	L
West Virginia*	13	1	30	3	
Virginia Tech	10	1	14	7	
Richmond	9	5	10	8	
VMI	7	7	14	11	
The Citadel	4	7	9	10	
George Washington	4	8	4	13	
Furman	3	7	7	16	
Davidson	4	10	8	18	
William & Mary	1	9	2	14	

### 1964

Conference	W	L	Overall	W	L
West Virginia*	14	2	24	5	
Furman	10	3	17	11	
Davidson	9	5	14	13#	
Virginia Tech	9	6	12	10	
Richmond	5	7	8	11	
George Washington	5	8	6	12	
VMI	5	9	10	12	
The Citadel	3	10	7	12	
William & Mary	2	12	2	14	

### 1965

Conference	W	L	Overall	W	L
Furman*	9	2	12	14	
West Virginia	10	4	19	9	
Richmond	10	5	13	10	
VMI	8	6	15	9	
The Citadel	9	7	12	12	
George Washington	4	6	9	7	
Virginia Tech	5	11	10	13	
Davidson	5	11	8	24	
William & Mary	3	11	4	30	

### 1966

Conference	W	L	Overall	W	L
East Carolina*	12	3	17	10	
West Virginia	12	4	26	7	
George Washington	9	5	13	6	
William & Mary	10	6	12	15	
Richmond	7	5	17	6	
VMI	6	10	10	13	
Davidson	5	11	10	24	
The Citadel	3	9	8	16	
Furman	2	13	4	25	

### 1967

Conference	W	L	Overall	W	L
West Virginia*	13	3	22	9	
East Carolina	13	3	23	6	
Richmond	10	5	13	9	
William & Mary	8	8	17	13	
VMI	7	9	9	10	
Furman	6	8	8	18	
The Citadel	6	9	9	15	
George Washington	2	10	6	13	
Davidson	2	12	3	20	

\*Regular season champion. Won playoff

# YEARLY CONFERENCE STANDINGS

1968	Conference		Overall	
	W	L	W	L
East Carolina*	8	1	21	11
William & Mary	5	3	21	14
Richmond	4	3	9	11
Furman	5	4	14	13
West Virginia	4	4	9	8
The Citadel	4	5	16	10
George Washington	3	4	12	7
VMI	3	5	7	8
Davidson	1	8	3	23

1969	Conference		Overall	
	W	L	W	L
<b>North</b>				
VMI	9	8	10	12
William & Mary	8	7	15	13
George Washington	7	7	13	16
Richmond	3	9	6	12

South	W		L	
	W	L	W	L
Furman*	11	3	18	15#
The Citadel	10	6	18	10
East Carolina	7	7	15	13
Davidson	3	11	8	18#

1970	Conference		Overall	
	W	L	W	L
<b>North</b>				
William & Mary	9	6	17	16
George Washington	11	8	17	18
Richmond	5	9	9	12
VMI	4	9	6	13

South	W		L	
	W	L	W	L
East Carolina*	13	6	18	11
Furman	9	6	18	11
The Citadel	6	8	13	11
Davidson	5	10	10	15

1971	Conference		Overall	
	W	L	W	L
The Citadel*	11	5	22	9
Furman*	11	5	21	12
Richmond	10	6	14	13
William & Mary	10	6	14	13
East Carolina	8	6	18	15
Davidson	6	8	15	19
VMI	6	8	12	18

1972	Conference		Overall	
	W	L	W	L
Richmond*	13	3	21	6
East Carolina	11	5	19	10
Furman	10	6	19	13#
The Citadel	9	7	17	13
William & Mary	5	9	15	18
Davidson	3	11	11	20
VMI	3	13	6	19
Appalachian State	0	0	12	14

1973	Conference		Overall	
	W	L	W	L
Appalachian State*	11	3	14	10
East Carolina	10	4	16	8
Richmond	8	5	16	8
The Citadel	8	6	16	8
William & Mary	6	6	11	15
Furman	6	6	16	15
Davidson	1	10	8	15
VMI	0	10	3	14

1974	Conference		Overall	
	W	L	W	L
East Carolina*	12	2	17	13
Richmond	9	5	22	12
Appalachian State	9	5	20	13
The Citadel	7	7	17	11
Davidson	6	8	10	15
William & Mary	5	9	8	17
VMI	5	9	6	14
Furman	3	11	14	20

1975	Conference		Overall	
	W	L	W	L
The Citadel*	11	3	21	9
Davidson	10	4	21	15
East Carolina	9	5	16	12
Furman	8	6	10	12
Richmond	8	6	17	16
Appalachian State	6	8	19	16
William & Mary	3	11	10	18
VMI	1	13	2	18

1976	Conference		Overall	
	W	L	W	L
Furman*	11	2	23	16
Richmond	9	5	20	12
The Citadel	7	4	18	9
East Carolina	7	6	22	7
William & Mary	5	5	13	20
Davidson	5	8	10	22
Appalachian State	4	8	24	14
VMI	2	12	6	23

1977	Conference		Overall	
	W	L	W	L
East Carolina*	15	1	30	12
Western Carolina	14	2	27	5
The Citadel	10	4	21	11
Marshall	8	8	20	21
William & Mary	7	9	15	25
Appalachian State	6	10	21	14
Davidson	5	11	15	25
Furman	3	13	14	30
VMI	2	12	5	19
Chattanooga	0	0	23	14

1978	Conference		Overall	
	W	L	W	L
Marshall*	11	1	27	13
Appalachian State	10	4	24	10
The Citadel	9	5	30	9
Western Carolina	8	5	20	13#
Furman	6	7	13	18
Chattanooga	5	9	25	18
Davidson	4	8	15	26
VMI	4	8	15	26

1979	Conference		Overall	
	W	L	W	L
The Citadel*	13	3	27	15
Appalachian State	10	5	20	22
East Tennessee State	10	5	29	23
Marshall	10	6	23	15#
Furman	9	7	16	16
Western Carolina	6	7	13	15
Chattanooga	6	10	16	15
Davidson	5	11	13	23
VMI	0	15	6	25

1980	Conference		Overall	
	W	L	W	L
East Tennessee State*	14	1	39	7#
Marshall	10	3	17	11
Appalachian State	10	5	17	19
Western Carolina	8	5	22	15
The Citadel	9	6	23	14
Davidson	7	8	15	24
Furman	2	10	7	22
Chattanooga	1	11	12	20
VMI	0	12	4	22

1981	Conference		Overall	
	W	L	W	L
Western Carolina*	12	4	25	14
East Tennessee State*	12	4	44	17
Marshall*	12	4	22	17
The Citadel	11	5	31	13
Appalachian State	8	8	35	17#
Davidson	7	9	18	26
Chattanooga	6	10	28	24
Furman	4	12	11	33
VMI	0	16	3	37

1982	Conference		Overall	
	W	L	W	L
The Citadel*	12	4	40	8
Western Carolina*	12	4	28	12
East Tennessee State	10	4	34	19
Appalachian State	8	8	30	21
Marshall	8	8	17	21
VMI	6	10	11	29
Furman	4	10	15	19#
Chattanooga	4	10	12	20
Davidson	2	12	13	26

1983	Conference		Overall	
	W	L	W	L
The Citadel*	12	2	34	10
East Tennessee State	9	3	20	18
Western Carolina	9	5	25	20
Appalachian State	7	7	33	14
Marshall	7	7	19	14
VMI	5	9	11	25
Davidson	3	11	11	24
Furman	2	10	4	22

1984	Conference		Overall	
	W	L	W	L
<b>North</b>				
Appalachian State*+	12	2	35	7
VMI	6	7	16	18
Marshall	5	8	11	16
East Tennessee State	3	9	9	19

South	W		L	
	W	L	W	L
Western Carolina*	13	3	37	20
The Citadel	12	5	26	21
Davidson	5	12	12	16#
Furman	4	14	16	19

1985	Conference		Overall	
	W	L	W	L
<b>North</b>				
Appalachian State*	14	3	35	13
Marshall	10	8	26	18#
VMI	8	10	16	24
East Tennessee State	3	14	10	31

South	W		L	
	W	L	W	L
Davidson*	11	5	24	19
Western Carolina+	11	6	37	35
The Citadel	8	10	29	20
Furman	4	13	16	29

1986	Conference		Overall	
	W	L	W	L
<b>North</b>				
Appalachian State*	15	2	40	13#
East Tennessee State	9	9	21	21
VMI	7	11	15	25
Marshall	4	13	15	18

South	W		L	
	W	L	W	L
Western Carolina*+	12	5	33	28
Davidson	10	8	21	20#
The Citadel	9	9	29	20
Furman	4	13	15	24

1987	Conference		Overall	
	W	L	W	L
<b>North</b>				
Appalachian State*	10	2	26	13
VMI	8	4	16	16#
Marshall	5	7	16	17
East Tennessee State	1	11	9	19#

South	W		L	
	W	L	W	L
Western Carolina*+	13	3	36	20
Davidson	10	7	25	17
The Citadel	6	12	19	31
Furman	5	12	11	26#

1988	Conference		Overall	
	W	L	W	L
<b>North</b>				
VMI*	11	7	20	20
Appalachian State	9	7	29	17
Marshall	7	9	23	17
East Tennessee State	7	11	16	35

South	W		L	
	W	L	W	L
Western Carolina*+	14	3	38	24
The Citadel	12	6	33	20
Davidson	7	11	28	26
Furman	2	15	8	29

INTRODUCTION

SOUTHERN CONFERENCE

TEAM PROFILES

2008 IN REVIEW

HISTORY

AWARDS

RECORDS



# YEARLY CONFERENCE STANDINGS

INTRODUCTION  
SOUTHERN CONFERENCE  
TEAM PROFILES  
2008 IN REVIEW  
HISTORY  
AWARDS  
RECORDS

1989	Conference		Overall	
	W	L	W	L
Western Carolina*+	10	5	23	31
Marshall	8	5	16	14
Appalachian State	9	7	29	13
VMI	8	7	16	23
The Citadel	8	9	30	20
Furman	5	10	13	21
East Tennessee State	5	10	10	21

1990	Conference		Overall	
	W	L	W	L
The Citadel*+	13	1	46	14
Western Carolina	10	7	37	25
Marshall	10	7	20	19
VMI	6	8	12	26
Appalachian State	6	9	19	22#
Furman	6	11	20	24
East Tennessee State	4	12	10	31

1991	Conference		Overall	
	W	L	W	L
The Citadel*	16	2	34	19#
Western Carolina	11	3	36	26
Marshall	9	7	16	26
Furman+	6	5	26	26
Appalachian State	5	8	28	21
East Tennessee State	5	13	23	29
VMI	1	15	2	35#

1992	Conference		Overall	
	W	L	W	L
Western Carolina*+	17	4	44	21#
Georgia Southern	15	6	31	27
East Tennessee State	11	8	31	20
The Citadel	10	9	35	20
Furman	11	10	21	31
Appalachian State	6	14	17	34
Marshall	5	13	15	26
VMI	4	15	11	39

1993	Conference		Overall	
	W	L	W	L
Georgia Southern*	18	5	38	21
Western Carolina+	15	6	34	28
The Citadel	13	9	32	25
East Tennessee State	11	8	21	17
Davidson	11	9	20	28
Appalachian State	8	12	15	27
Marshall	9	14	13	27
VMI	5	15	20	29
Furman	4	16	17	22

1994	Conference		Overall	
	W	L	W	L
Western Carolina*	19	4	45	18
Georgia Southern	15	7	31	25
Marshall	12	9	23	20
East Tennessee State	12	11	19	21
The Citadel+	11	13	32	34
Appalachian State	10	13	22	26
VMI	10	13	21	29
Davidson	10	14	20	31
Furman	4	19	9	35

1995	Conference		Overall	
	W	L	W	L
The Citadel*+	19	5	39	19
Georgia Southern	14	10	35	24
Western Carolina	13	11	32	24
Davidson	12	12	19	32
East Tennessee State	11	12	25	27
Appalachian State	10	13	17	30
VMI	10	14	19	28
Marshall	9	15	12	38
Furman	9	15	16	32

1996	Conference		Overall	
	W	L	W	L
Georgia Southern*+	17	3	46	14
Western Carolina	17	7	32	24#
Furman	15	9	26	29
The Citadel	13	10	33	26
Appalachian State	12	10	27	19
East Tennessee State	11	12	26	24
VMI	7	16	17	29
Davidson	6	18	16	33
Marshall	4	17	7	35#

1997	Conference		Overall	
	W	L	W	L
Western Carolina*+	18	6	42	20
Georgia Southern*	18	6	34	26
The Citadel	16	7	37	21
Furman	13	11	29	23#
East Tennessee State	11	11	21	24
Davidson	8	15	18	34
Appalachian State	8	16	16	32
VMI	6	13	13	35
Marshall	4	17	7	39

1998	Conference		Overall	
	W	L	W	L
UNC Greensboro*	22	5	40	18
The Citadel+	21	5	37	24
Western Carolina	20	6	45	15
Furman	12	12	21	27#
Wofford	10	12	15	32
Georgia Southern	9	15	22	30
Davidson	8	16	13	38
East Tennessee State	8	18	18	31
VMI	7	17	14	35
Appalachian State	6	17	13	28

1999	Conference		Overall	
	W	L	W	L
The Citadel*+	24	5	41	20
College of Charleston	19	10	31	24
Western Carolina	18	10	36	22#
East Tennessee State	18	11	29	25
UNC Greensboro	16	12	29	26
Georgia Southern	13	15	29	29
VMI	13	16	22	27
Furman	13	17	22	35
Appalachian State	10	20	14	38
Davidson	9	21	11	37#
Wofford	7	23	14	36

2000	Conference		Overall	
	W	L	W	L
Georgia Southern*+	23	7	28	23
The Citadel*	23	7	39	20
UNC Greensboro	20	9	34	24
Furman	15	13	27	31#
East Tennessee	15	15	21	31
College of Charleston	14	15	28	28#
Davidson	14	15	26	28
Appalachian State	11	17	17	38#
VMI	11	19	19	30
Western Carolina	8	22	15	38
Wofford	7	22	16	38

2001	Conference		Overall	
	W	L	W	L
Georgia Southern*	21	9	42	20
The Citadel+	20	10	38	24
Furman	18	11	30	25
Western Carolina	18	11	30	26
UNC Greensboro	17	12	31	28
Appalachian State	12	14	21	32
East Tennessee State	13	17	23	32
College of Charleston	10	16	24	28
Wofford	9	17	17	31
Davidson	10	20	19	32
VMI	8	19	15	32

2002	Conference		Overall	
	W	L	W	L
The Citadel*	22	8	31	26
Western Carolina	20	10	33	23
College of Charleston	19	11	36	22
Georgia Southern+	18	11	39	25
UNC Greensboro	17	11	33	22
Furman	14	16	26	34
Wofford	14	16	26	31
East Tennessee State	13	16	21	36
Davidson	13	16	21	29
Appalachian State	10	19	16	34
VMI	1	27	10	41

2003	Conference		Overall	
	W	L	W	L
Western Carolina*+	22	8	43	21
Georgia Southern	19	10	39	21
The Citadel	19	11	32	25
UNC Greensboro	17	13	39	21
Furman	17	13	32	24
College of Charleston	17	13	31	27
VMI	16	14	24	28
Davidson	12	17	18	27
East Tennessee State	9	20	15	36
Appalachian State	8	22	14	36
Wofford	7	22	9	40

2004	Conference		Overall	
	W	L	W	L
College of Charleston*	25	5	47	16
Georgia Southern	21	9	34	25
The Citadel+	21	9	39	28
Elon	17	13	31	28
UNC Greensboro#	16	14	33	21
East Tennessee State	15	15	28	30
Davidson	13	17	20	33
Western Carolina	12	18	28	31
Furman	11	19	21	33
Wofford	8	22	17	30
Appalachian State	6	24	10	43

2005	Conference		Overall	
	W	L	W	L
College of Charleston*	27	3	48	15
Georgia Southern	18	11	38	22
Western Carolina	18	12	33	23
Elon	18	12	32	25
UNC Greensboro	17	13	31	22
The Citadel	14	16	25	34
East Tennessee State	13	16	31	22
Furman+	13	16	30	29
Davidson	13	17	26	24
Wofford	7	23	17	37
Appalachian State	5	24	10	42

2006	Conference		Overall	
	W	L	W	L
Elon*	21	6	45	18
College of Charleston+	20	7	46	17
Furman	16	11	32	23
Georgia Southern	16	11	31	27
The Citadel	15	12	34	27
Western Carolina	14	13	33	27
UNC Greensboro	13	14	26	33
Appalachian State	9	18	24	31
Davidson	6	21	18	33
Wofford	5	22	20	37

2007	Conference		Overall	
	W	L	W	L
Western Carolina*	20	7	42	20
College of Charleston*	20	7	39	19
Elon	15	12	32	29
Appalachian State	14	13	33	26
UNC Greensboro	14	13	30	30
Georgia Southern	13	14	34	28
The Citadel	12	15	34	27
Furman	11	16	19	36
Wofford+	8	19	20	33
Davidson	8	19	19	34

2008	Conference		Overall	
	W	L	W	L
Elon*+	19	8	44	18
College of Charleston	18	9	39	20
Furman	17	10	33	24
Georgia Southern	16	11	33	25
UNC Greensboro	15	12	33	27
Appalachian State	14	13	32	27
Western Carolina	14	13	29	28
The Citadel	12	15	28	28
Wofford	6	21	24	35
Davidson	4	23	12	38

\* - Conference champion  
+ - Tournament champion  
# - Includes tie game



# SoCon BASEBALL TOURNAMENT

INTRODUCTION

SOUTHERN CONFERENCE

TEAM PROFILES

2008 IN REVIEW

HISTORY

AWARDS

RECORDS

## TOURNAMENT RESULTS

Year	Champion (seed)	Games	Attendance	Average	Site
1984	Appalachian State (1N)	5			Cullowhee, N.C.
1985	Western Carolina (2S)	7			Boone, N.C.
1986	Western Carolina (1S)	6			Cullowhee, N.C.
1987	Western Carolina (1S)	6			Asheville, N.C.
1988	Western Carolina (1S)	6			Asheville, N.C.
1989	Western Carolina (1)	7			Asheville, N.C.
1990	The Citadel (1)	13			Charleston, S.C.
1991	Furman (4)	13			Charleston, S.C.
1992	Western Carolina (1)	15			Charleston, S.C.
1993	Western Carolina (2)	15			Charleston, S.C.
1994	The Citadel (5)	14			Charleston, S.C.
1995	The Citadel (1)	14			Charleston, S.C.
1996	Georgia Southern (1)	14			Charleston, S.C.
1997	Western Carolina (1)	14	15,295	1,093	Charleston, S.C.
1998	The Citadel (2)	14	22,644	1,617	Charleston, S.C.
1999	The Citadel (1)	14	26,187	1,871	Charleston, S.C.
2000	Georgia Southern (1)	14	26,300	1,879	Charleston, S.C.
2001	The Citadel (2)	14	27,788	1,985	Charleston, S.C.
2002	Georgia Southern (4)	15	22,696	1,513	Charleston, S.C.
2003	Western Carolina (1)	15	20,212	1,347	Charleston, S.C.
2004	The Citadel (3)	15	35,150	2,343	Charleston, S.C.
2005	Furman (8)	14	26,707	1,908	Charleston, S.C.
2006	College of Charleston (2)	16	28,206	1,763	Charleston, S.C.
2007	Wofford (9)	15	30,834	2,056	Charleston, S.C.
2008	Elon (1)	15	15,144	1,010	Charleston, S.C.

## TOURNAMENT COMPOSITE

### RECORDS

Team	Won	Lost	Pct.
Appalachian State	22	35	.386
The Citadel	57	28	.671
College of Charleston	22	17	.564
Davidson	6	27	.182
Elon	12	8	.600
Furman	29	27	.518
Georgia Southern	41	29	.586
UNC Greensboro	19	22	.463
Western Carolina	61	34	.642
Wofford	7	6	.538

### TOP 10 SINGLE GAME ATTENDANCE FIGURES

1. 5,419, The Citadel vs. College of Charleston, 2003
2. 4,960, The Citadel vs. Western Carolina, 1999
3. 4,892, The Citadel vs. College of Charleston, 1999
4. 4,625, The Citadel vs. Western Carolina, 2004
5. 4,567, The Citadel vs. UNC Greensboro, 2001
6. 4,462, The Citadel vs. College of Charleston, 2006
7. 4,449, The Citadel vs. Georgia Southern, 2001
8. 4,312, The Citadel vs. Georgia Southern, 2000
9. 4,127, The Citadel vs. College of Charleston, 2000
10. 3,922, The Citadel vs. Western Carolina, 2004

#### 1984 (at Cullowhee, N.C.)

Champion: Appalachian State  
Appalachian State 4, The Citadel 1  
Western Carolina 10, VMI 7  
Appalachian State 9, Western Carolina 5  
The Citadel 8, Western Carolina 0  
Appalachian State 6, The Citadel 1

#### 1985 (at Boone, N.C.)

Champion: Western Carolina  
Marshall 9, Davidson 1  
Western Carolina 3, Appalachian State 2  
Davidson 8, Appalachian State 5  
Marshall 5, Western Carolina 2  
Western Carolina 13, Davidson 2  
Western Carolina 12, Marshall 6  
Western Carolina 13, Marshall 12

#### 1986 (at Cullowhee, N.C.)

Champion: Western Carolina  
Appalachian State 5, Davidson 4  
Western Carolina 11, East Tennessee State 2  
East Tennessee State 7, Davidson 5  
Western Carolina 18, Appalachian State 17  
Appalachian State 16, East Tennessee State 14  
Western Carolina 11, Appalachian State 8

#### 1987 (at Asheville, N.C.)

Champion: Western Carolina  
Western Carolina 16, VMI 4  
Appalachian State 8, Davidson 5  
VMI 15, Davidson 7  
Western Carolina 8, Appalachian State 7  
VMI 10, Appalachian State 9 (10 inn.)  
Western Carolina 9, VMI 4

#### 1988 (at Asheville, N.C.)

Champion: Western Carolina  
The Citadel 9, VMI 8  
Western Carolina 18, Appalachian State 8  
Appalachian State 11, VMI 4  
Western Carolina 6, The Citadel 4  
The Citadel 16, Appalachian State 9  
Western Carolina 22, The Citadel 6

#### 1989 (at Asheville, N.C.)

Champion: Western Carolina\*  
Marshall 12, East Tennessee State 4  
Appalachian State 8, Furman 2  
The Citadel 17, VMI 11  
Furman 7, VMI 5  
Appalachian State 13, Marshall 9  
\*Western Carolina 7, Appalachian State 2  
\*Western Carolina 4, Marshall 2  
\*Heavy rains forced the cancellation of games five through eight of the tournament. A playoff was held at Montreat, N.C., between Appalachian State, Marshall and Western Carolina to determine the league's automatic qualifier in the NCAA tournament.

#### 1990 (at Charleston, S.C.)

Champion: The Citadel  
Western Carolina 6, East Tennessee State 1  
Marshall 5, Furman 2  
Appalachian State 9, VMI 2  
Furman 10, VMI 9 (10 inn.)  
Marshall 3, Western Carolina 1  
The Citadel 7, Appalachian State 2  
East Tennessee State 5, Furman 2  
Western Carolina 5, Appalachian State 4  
The Citadel 9, Marshall 2  
Western Carolina 11, Marshall 3  
The Citadel 6, East Tennessee State 0  
Western Carolina 5, Appalachian State 4  
The Citadel 9, Western Carolina 5

#### 1991 (at Charleston, S.C.)

Champion: Furman  
Western Carolina 18, VMI 2  
East Tennessee State 14, Marshall 4  
Appalachian State 4, Furman 2  
Furman 10, Marshall 4  
East Tennessee State 7, Western Carolina 4  
Appalachian State 2, The Citadel 0  
Furman 8, VMI 3  
Western Carolina 7, The Citadel 3  
Appalachian State 7, East Tennessee State 1  
Western Carolina 9, East Tennessee State 4  
Furman 7, Appalachian State 6 (10 inn.)  
Western Carolina 4, Appalachian State 0  
Furman 11, Western Carolina 9

#### 1992 (at Charleston, S.C.)

Champion: Western Carolina  
Western Carolina 3, VMI 2  
The Citadel 6, Furman 4 (12 inn)  
Georgia Southern 4, Marshall 3  
East Tennessee State 1, Appalachian State 0  
VMI 5, Furman 3  
Appalachian State 8, Marshall 7  
Western Carolina 2, The Citadel 1  
Georgia Southern 7, East Tennessee State 4  
The Citadel 12, Appalachian State 3  
East Tennessee State 20, VMI 3  
Western Carolina 17, Georgia Southern 10  
The Citadel 9, East Tennessee State 4  
Georgia Southern 9, The Citadel 0  
Georgia Southern 14, Western Carolina 12  
Western Carolina 4, Georgia Southern 3

#### 1993 (at Charleston, S.C.)

Champion: Western Carolina  
VMI 8, Georgia Southern 1  
Davidson 12, East Tennessee State 5  
Western Carolina 7, Marshall 6  
The Citadel 7, Appalachian State 1  
Georgia Southern 10, East Tennessee State 3  
Marshall 4, Appalachian State 2  
VMI 15, Davidson 5  
Western Carolina 6, The Citadel 3  
Davidson 10, Marshall 1  
Georgia Southern 9, The Citadel 6  
VMI 8, Western Carolina 4  
Georgia Southern 12, Davidson 5  
Western Carolina 6, Georgia Southern 5  
Western Carolina 12, VMI 5  
Western Carolina 5, VMI 1

#### 1994 (at Charleston, S.C.)

Champion: The Citadel  
Davidson 2, Western Carolina 1  
Marshall 7, Appalachian State 3  
VMI 6, Georgia Southern 4  
The Citadel 8, East Tennessee State 3  
Western Carolina 4, East Tennessee State 0  
Georgia Southern 6, Appalachian State 1  
The Citadel 10, Davidson 4  
VMI 6, Marshall 4  
Davidson 5, Georgia Southern 2  
Western Carolina 8, Marshall 2



# SoCon BASEBALL TOURNAMENT

The Citadel 4, VMI 3  
Western Carolina 13, Davidson 1  
Western Carolina 7, VMI 1  
The Citadel 4, Western Carolina 2

## 1995 (at Charleston, S.C.)

Champion: The Citadel  
Western Carolina 9, Appalachian State 5  
Georgia Southern 4, VMI 3  
East Tennessee State 6, Davidson 2  
The Citadel 5, Marshall 1  
VMI 13, Appalachian State 4  
Marshall 8, Davidson 5  
Georgia Southern 10, Western Carolina 4  
The Citadel 10, East Tennessee State 2  
Western Carolina 10, Marshall 3  
East Tennessee State 8, VMI 4  
The Citadel 10, Georgia Southern 4  
East Tennessee State 6, Western Carolina 1  
Georgia Southern 9, East Tennessee State 6  
The Citadel 8, Georgia Southern 3

## 1996 (at Charleston, S.C.)

Champion: Georgia Southern  
East Tennessee State 10, Furman 7  
VMI 7, Western Carolina 3  
Georgia Southern 8, Davidson 2  
The Citadel 6, Appalachian State 2  
Furman 7, Western Carolina 4  
Appalachian State 5, Davidson 2  
VMI 4, East Tennessee State 2  
Georgia Southern 4, The Citadel 3  
East Tennessee State 5, Appalachian State 2  
The Citadel 17, Furman 3  
Georgia Southern 11, VMI 2  
The Citadel 11, East Tennessee State 0  
The Citadel 8, VMI 5  
Georgia Southern 7, The Citadel 1

## 1997 (at Charleston, S.C.)

Champion: Western Carolina  
Furman 6, East Tennessee State 2  
Western Carolina 4, VMI 3  
Georgia Southern 14, Appalachian State 5  
The Citadel 18, Davidson 8  
East Tennessee State 7, VMI 3 (10 inn.)  
Appalachian State 7, Davidson 5  
Western Carolina 7, Furman 1  
The Citadel 14, Georgia Southern 5  
Furman 13, Appalachian State 11 (10 inn.)  
Georgia Southern 14, East Tennessee State 11  
Western Carolina 10, The Citadel 3  
Furman 12, Georgia Southern 10  
Furman 4, The Citadel 2  
Western Carolina 10, Furman 9 (10 inn.)

## 1998 (at Charleston, S.C.)

Champion: The Citadel  
Furman 11, Wofford 3  
UNC Greensboro 10, East Tennessee State 3  
Western Carolina 6, Georgia Southern 5  
The Citadel 11, Davidson 2  
Wofford 3, East Tennessee State 2  
Georgia Southern 6, Davidson 3  
UNC Greensboro 14, Furman 2  
The Citadel 5, Western Carolina 0  
Furman 6, Georgia Southern 5  
Western Carolina 9, Wofford 4  
The Citadel 9, UNC Greensboro 0  
Western Carolina 2, Furman 1  
UNC Greensboro 4, Western Carolina 2  
The Citadel 12, UNC Greensboro 1

## 1999 (at Charleston, S.C.)

Champion: The Citadel  
Georgia Southern 8, Western Carolina 5  
College of Charleston 15, VMI 4  
East Tennessee State 11, UNC Greensboro 7  
The Citadel 3, Furman 0  
Western Carolina 8, VMI 4  
Furman 3, UNC Greensboro 0  
College of Charleston 4, Georgia Southern 2  
The Citadel 13, East Tennessee State 5

Furman 10, Georgia Southern 2  
Western Carolina 7, East Tennessee State 5  
The Citadel 4, College of Charleston 3  
Western Carolina 11, Furman 4  
Western Carolina 3, College of Charleston 2  
The Citadel 6, Western Carolina 3

## 2000 (at Charleston, S.C.)

Champion: Georgia Southern  
Furman 3, East Tennessee State 1  
Georgia Southern 2, Appalachian State 1 (13 inn.)  
College of Charleston 7, UNC Greensboro 3  
The Citadel 6, Davidson 2  
Appalachian State 6, East Tennessee State 3 (15 inn.)  
UNC Greensboro 3, Davidson 2  
Georgia Southern 5, Furman 3  
The Citadel 6, College of Charleston 3  
Furman 7, UNC Greensboro 3  
College of Charleston 9, Appalachian State 2  
Georgia Southern 5, The Citadel 3 (10 inn.)  
Furman 15, College of Charleston 3  
Furman 11, The Citadel 1  
Georgia Southern 3, Furman 0

## 2001 (at Charleston, S.C.)

Champion: The Citadel  
UNC Greensboro 7, Western Carolina 5  
Georgia Southern 10, College of Charleston 2  
Appalachian State 4, Furman 2 (10 inn.)  
The Citadel 3, East Tennessee State 2  
College of Charleston 9, Western Carolina 7  
East Tennessee State 8, Furman 2  
Georgia Southern 10, UNC Greensboro 7  
The Citadel 5, Appalachian State 3  
UNC Greensboro 9, East Tennessee State 6  
Appalachian State 4, College of Charleston 3  
The Citadel 3, Georgia Southern 2  
UNC Greensboro 2, Appalachian State 1  
UNC Greensboro 4, Georgia Southern 0  
The Citadel 4, UNC Greensboro 3

## 2002 (at Charleston, S.C.)

Champion: Georgia Southern  
College of Charleston 7, Furman 6  
Western Carolina 9, Wofford 2  
Georgia Southern 4, UNC Greensboro 2  
The Citadel 7, East Tennessee State 5  
Furman 7, Wofford 5  
UNC Greensboro 3, East Tennessee State 0  
College of Charleston 3, Western Carolina 0  
Georgia Southern 4, The Citadel 2  
UNC Greensboro 6, Western Carolina 4  
Furman 6, The Citadel 0  
Coll. of Charleston 9, Georgia Southern 4  
Furman 9, UNC Greensboro 7  
Georgia Southern 10, Furman 4  
Georgia Southern 9, College of Charleston 6  
Georgia Southern 8, College of Charleston 0

## 2003 (at Charleston, S.C.)

Champion: Western Carolina  
Furman 3, UNC Greensboro 2  
Western Carolina 14, Davidson 0  
Georgia Southern 6, VMI 4  
Coll. of Charleston 8, The Citadel 2  
UNC Greensboro 7, Davidson 3  
VMI 2, The Citadel 1  
Western Carolina 6, Furman 0  
Georgia Southern 14, Coll. of Charleston 6  
VMI 2, Furman 1  
UNC Greensboro 4, College of Charleston 3  
Western Carolina 1, Georgia Southern 0  
UNC Greensboro 10, VMI 1  
Georgia Southern 4, UNC Greensboro 1  
Georgia Southern 8, Western Carolina 4  
Western Carolina 6, Georgia Southern 5 (11 inn.)

## 2004 (at Charleston, S.C.)

Champion: Western Carolina  
Elon 12, UNC Greensboro 3  
Western Carolina 4, College of Charleston 3  
Davidson 5, Georgia Southern 2  
Citadel 6, East Tennessee State 2

College of Charleston 5, UNC Greensboro 4 (10 inn.)  
Georgia Southern 12, East Tennessee St. 4  
Western Carolina 7, Elon 6  
The Citadel 10, Davidson 2  
Elon 7, Georgia Southern 3  
College of Charleston 3, Davidson 0  
Western Carolina 5, The Citadel 2  
College of Charleston 4, Elon 3  
The Citadel 7, College of Charleston 2  
Citadel 9, Western Carolina 2  
The Citadel 8, Western Carolina 1

## 2005 (at Charleston, S.C.)

Champion: Furman  
Elon 12, UNC Greensboro 6  
Furman 9, College of Charleston 7  
Georgia Southern 7, East Tennessee 3  
Western Carolina 6, The Citadel 1  
College of Charleston 8, UNC Greensboro 2  
The Citadel 10, East Tennessee 6  
Furman 6, Elon 3  
Georgia Southern 7, Western Carolina 2  
The Citadel 8, Elon 7  
College of Charleston 11, Western Carolina 4  
Furman 4, Georgia Southern 1  
College of Charleston 9, The Citadel 7  
Georgia Southern 11, College of Charleston 5  
Furman 5, Georgia Southern 4

## 2006 (at Charleston, S.C.)

Champion: College of Charleston  
UNC Greensboro 6, Wofford 5  
Appalachian State 5, Davidson 4  
Western Carolina 14, Furman 1  
College of Charleston 13, UNC Greensboro 5  
Elon 4, Appalachian State 3  
The Citadel 6, Georgia Southern 3  
UNC Greensboro 5, Furman 4  
Georgia Southern 5, Appalachian State 2  
College of Charleston 1, Western Carolina 0  
Elon 12, The Citadel 3  
Western Carolina 13, Georgia Southern 3  
The Citadel 10, UNC Greensboro 3  
College of Charleston 12, Elon 1  
The Citadel 4, Western Carolina 2  
The Citadel 14, Elon 11  
College of Charleston 5, The Citadel 4

## 2007 (at Charleston, S.C.)

Champion: Wofford  
Wofford 5, Furman 3  
The Citadel 7, Davidson 0  
UNC Greensboro 9, Appalachian State 3  
Wofford 19, College of Charleston 6  
The Citadel 7, Western Carolina 2  
Elon 14, Georgia Southern 7  
The Citadel 6, Elon 5  
Appalachian State 11, College of Charleston 10  
Georgia Southern 6, Western Carolina 5  
Wofford 12, UNC Greensboro 5  
UNC Greensboro 8, Georgia Southern 6  
Elon 9, Appalachian State 5  
Wofford 6, The Citadel 2  
Elon 11, UNC Greensboro 9 (10 inn.)  
The Citadel 5, Elon 2  
Wofford 4, The Citadel 2

## 2008 (at Charleston, S.C.)

Champion: Elon  
Western Carolina 11, Davidson 10 (12 inn.)  
Wofford 8, The Citadel 4  
College of Charleston 5, Western Carolina 4  
Furman 10, Appalachian State 8 (10 inn.)  
Elon 21, Wofford 12  
Georgia Southern 21, UNC Greensboro 9  
Appalachian State 10, Western Carolina 5  
UNC Greensboro 14, Wofford 5  
College of Charleston 12, Furman 8  
Elon 16, Georgia Southern 5  
Furman 13, Appalachian State 12  
UNC Greensboro 12, Georgia Southern 9  
College of Charleston 12, Furman 11 (10 inn.)  
Elon 12, UNC Greensboro 4  
Elon 17, College of Charleston 8

INTRODUCTION

SOUTHERN CONFERENCE

TEAM PROFILES

2008 IN REVIEW

HISTORY

AWARDS

RECORDS

# SoCon IN THE NCAA TOURNAMENT

## INTRODUCTION

**1947: (1 Team, 3-2)**

### District Playoff

Alabama 8, CLEMSON 2  
CLEMSON 8, Auburn 3  
CLEMSON 1, Alabama 0  
CLEMSON 4, Alabama 1

### Eastern Playoff

Yale 7, CLEMSON 3

**1948: (1 Team, 1-2)**

### Eastern Playoff

Yale 6, NORTH CAROLINA 1  
NORTH CAROLINA 7, Illinois 3  
Lafayette 5, NORTH CAROLINA 2

**1949: (1 Team, 4-2)**

### Region B Playoff

WAKE FOREST 10, Notre Dame 7  
WAKE FOREST 4, Notre Dame 2

### College World Series First Round

WAKE FOREST 2, Southern California 1

### Second Round

Texas 8, WAKE FOREST 1

### Third Round

WAKE FOREST 2, Southern California 1

### College World Series Championship

Texas 10, WAKE FOREST 3

**1950: (1 Team, 0-2)**

### District Playoff

Alabama 6, CLEMSON 1  
Kentucky 4, CLEMSON 2

**1952: (1 Team, 1-2)**

### College World Series First Round

DUKE 18, Oregon State 7

### Second Round

Penn State 12, DUKE 7  
Third Round  
Western Michigan 5, DUKE 1

**1953: (1 Team, 1-2)**

### College World Series First Round

Texas 2, DUKE 1

### Second Round

DUKE 3, Northern Colorado 2

### Third Round

Boston College 7, DUKE 6 (11 innings)

**1954: (1 Team, 2-2)**

### District 3 Playoff

VIRGINIA TECH 11, Clemson 10  
Rollins 3, VIRGINIA TECH 0  
VIRGINIA TECH 7, Clemson 1  
Rollins 9, VIRGINIA TECH 3

**1955: (1 Team, 1-2)**

### District 3 Playoff

Wake Forest 5, WEST VIRGINIA 1  
WEST VIRGINIA 9, Wake Forest 7  
Wake Forest 6, WEST VIRGINIA 5

**1957: (1 Team, 0-2)**

### District 3 Playoff, Gastonia, N.C.

Duke 9, GEORGE WASHINGTON 1  
Ga. Southern 5, GEORGE WASHINGTON 3

**1958: (1 Team, 0-2)**

### District 3 Playoff

Clemson 4, GEORGE WASHINGTON 2  
Florida State 3, GEORGE WASHINGTON 1

**1959: (1 Team, 0-2)**

### District 3 Playoff

Florida State 3, GEORGE WASHINGTON 2  
Ga. Tech 7, GEORGE WASHINGTON 2

**1960: (1 Team, 1-2)**

### District 3 Playoff

THE CITADEL 4, Florida 2  
North Carolina 13, THE CITADEL 1  
Florida 4, THE CITADEL 1

**1961: (1 Team, 1-2)**

### District 3 Playoff

Florida State 3, WEST VIRGINIA 1  
WEST VIRGINIA 4, Florida State 3  
Duke 7, WEST VIRGINIA 3

**1962: (1 Team, 0-2)**

### District 3 Playoff

Wake Forest 8, WEST VIRGINIA 3  
Florida State 6, WEST VIRGINIA 5

**1963: (1 Team, 1-2)**

### District 3 Playoff

Wake Forest 4, WEST VIRGINIA 3  
WEST VIRGINIA 2, Auburn 1  
Wake Forest 12, WEST VIRGINIA 8

**1964: (1 Team, 0-2)**

### District 3 Playoff

Mississippi 11, WEST VIRGINIA 0  
East Carolina 6, WEST VIRGINIA 5

**1965: (1 Team, 2-2)**

### District 3 Playoff

FURMAN 5, Maryland 4  
FURMAN 5, Mississippi State 2  
Florida State 2, FURMAN 1  
Florida State 7, FURMAN 5

**1966: (1 Team, 0-2)**

### District 3 Playoff

North Carolina 7, EAST CAROLINA 1  
Florida State 6, EAST CAROLINA 3

**1967: (1 Team, 0-2)**

### District 3 Playoff

Auburn 8, WEST VIRGINIA 3  
Clemson 5, WEST VIRGINIA 0

**1968: (1 Team, 1-2)**

### District 3 Playoff

EAST CAROLINA 2, Florida State 1  
North Carolina State 7, EAST CAROLINA 5  
Florida State 3, EAST CAROLINA 2

**1969: (1 Team, 0-2)**

### District 3 Playoff

North Carolina 3, FURMAN 0  
Virginia Tech 6, FURMAN 3

**1970: (1 Team, 0-2)**

### District 3 Playoff

Florida State 2, EAST CAROLINA 0  
Mississippi State 12, EAST CAROLINA 6

**1972: (1 Team, 0-2)**

### District 3 Playoff

Virginia 18, RICHMOND 2  
Florida State 10, RICHMOND 5

**1973: (1 Team, 2-2)**

### District 3 Playoff, Starkville, Miss.

North Carolina St. 5, APPALACHIAN STATE 1  
APPALACHIAN STATE 2, South Alabama 1  
APPALACHIAN STATE 4, North Carolina St. 3  
Miami (Fla.) 13, APPALACHIAN STATE 5

**1974: (1 Team, 0-2)**

### District 3 Playoff, Starkville, Miss.

Vanderbilt 2, EAST CAROLINA 1  
South Carolina 5, EAST CAROLINA 1

**1975: (1 Team, 0-2)**

### Atlantic Regional

South Carolina 11, THE CITADEL 3  
North Carolina State 16, THE CITADEL 3

**1976: (1 Team, 2-2)**

### Atlantic Regional

Clemson 13, FURMAN 2  
FURMAN 5, Virginia Tech 4  
FURMAN 12, South Carolina 1  
Clemson 6, FURMAN 2

**1977: (1 Team, 0-2)**

### Atlantic Regional

Wake Forest 6, EAST CAROLINA 3  
South Carolina 4, EAST CAROLINA 1

**1978: (1 Team, 2-2)**

### Atlantic Regional

MARSHALL 4, Florida State 0  
MARSHALL 9, Clemson 3  
Miami (Fla.) 6, MARSHALL 0  
Miami (Fla.) 5, MARSHALL 1

**1979: (1 Team, 0-2)**

### Atlantic Regional, Coral Gables, Fla.

Miami (Fla.) 3, THE CITADEL 1  
Georgia Southern 5, THE CITADEL 3

**1980: (1 Team, 1-2)**

### Atlantic Regional, Clemson, S.C.

Clemson 22, EAST TENNESSEE STATE 4  
EAST TENNESSEE STATE 3, Georgia Southern 1  
South Carolina 8, EAST TENNESSEE STATE 5

**1981: (1 Team, 2-2)**

### Atlantic Regional

Mississippi State 7, EAST TENNESSEE STATE 6  
EAST TENNESSEE STATE 2, Clemson 1  
EAST TENNESSEE STATE 5, Wichita State 4  
Mississippi State 6, EAST TENNESSEE STATE 5

## SOUTHERN CONFERENCE

## TEAM PROFILES

## 2008 IN REVIEW

## HISTORY

## AWARDS

## RECORDS



The Citadel's 1990 squad made a memorable run to the College World Series in Omaha, Neb.



# SoCon IN THE NCAA TOURNAMENT

**1982: (1 Team, 2-2)**

**East Regional, Columbia, S.C.**

THE CITADEL 9, North Carolina 4  
South Carolina 6, THE CITADEL 4  
THE CITADEL 15, Old Dominion 1  
South Carolina 11, THE CITADEL 2

**1983: (1 Team, 2-2)**

**East Regional, Chapel Hill, N.C.**

THE CITADEL 14, Delaware 5  
THE CITADEL 5, North Carolina 3  
James Madison 5, THE CITADEL 2  
Delaware 7, THE CITADEL 1

**1984: (1 Team, 0-2)**

**South II Regional, Starkville, Miss.**

New Orleans 1, APPALACHIAN STATE 0  
Eastern Kentucky 10, APPALACHIAN STATE 9

**1985: (1 Team, 2-2)**

**East Regional, Columbia, S.C.**

WESTERN CAROLINA 5, Old Dominion 3  
LaSalle 13, WESTERN CAROLINA 12  
WESTERN CAROLINA 9, St. John's 6  
South Carolina 14, WESTERN CAROLINA 3

**1986: (2 Teams, 0-4)**

**Atlantic Regional, Coral Gables, Fla.**

Miami (Fla.) 10, WESTERN CAROLINA 8  
Georgia Tech 8, WESTERN CAROLINA 7

**Midwest Regional, Stillwater, Okla.**

Stanford 11, APPALACHIAN STATE 1  
Oklahoma State 23, APPALACHIAN STATE 2

**1987: (1 Team, 2-2)**

**Midwest Regional, Starkville, Miss.**

Oklahoma State 6, WESTERN CAROLINA 0  
WESTERN CAROLINA 8, Mississippi State 1  
WESTERN CAROLINA 8, Purdue 7  
Oklahoma State 9, WESTERN CAROLINA 6

**1988: (1 Team, 0-2)**

**South Regional, Starkville, Miss.**

Mississippi State 7, WESTERN CAROLINA 4  
Texas A&M 8, WESTERN CAROLINA 6

**1989: (1 Team, 0-2)**

**South Regional, Starkville, Miss.**

Mississippi State 8, WESTERN CAROLINA 0  
Indiana State 10, WESTERN CAROLINA 3

**1990: (1 Team, 5-2)**

**Atlantic Regional**

THE CITADEL 11, North Carolina State 3  
THE CITADEL 8, East Carolina 5  
THE CITADEL 6, Miami (Fla.) 2  
THE CITADEL 4, Miami (Fla.) 1

**College World Series**

LSU 8, THE CITADEL 2  
THE CITADEL 8, Cal-State Fullerton 7 (12 inn.)  
LSU 6, THE CITADEL 1

**1991: (1 Team, 1-2)**

**East Regional**

Florida 2, FURMAN 0  
FURMAN 7, Ohio 2  
Missouri 8, FURMAN 4

**1992: (1 Team, 3-2)**

**South II Regional, Tallahassee, Fla.**

WESTERN CAROLINA 1, Florida State 0  
WESTERN CAROLINA 14, Kent State 1  
WESTERN CAROLINA 5, Stanford 0  
Florida State 4, WESTERN CAROLINA 3  
Florida State 18, WESTERN CAROLINA 3

**1993: (1 Team, 1-2)**

**South Regional, Baton Rouge, La.**

Louisiana State 7, WESTERN CAROLINA 2  
WESTERN CAROLINA 10, Miami (Fla.) 5  
Kent State 8, WESTERN CAROLINA 5

**1994: (2 Teams, 1-4)**

**East Regional, Clemson, S.C.**

Notre Dame 5, THE CITADEL 1  
THE CITADEL 4, Virginia Tech 3  
Clemson 5, THE CITADEL 1



*Oliver Marmol scored the winning run for the College of Charleston in a 5-4, 16-inning win over Notre Dame at the Lexington Regional in 2006.*

**Midwest Regional, Knoxville, Tenn.**

Tennessee 6, WESTERN CAROLINA 4  
Arizona State 8, WESTERN CAROLINA 6

**1995: (1 Team, 0-2)**

**Midwest Regional, Knoxville, Tenn.**

Tennessee 5, THE CITADEL 2  
Pittsburgh 12, THE CITADEL 10

**1996: (1 Team, 1-2)**

**Atlantic Regional, Clemson, S.C.**

GEORGIA SOUTHERN 6, Old Dominion 0  
West Virginia 9, GEORGIA SOUTHERN 4  
Tennessee 6, GEORGIA SOUTHERN 1

**1997: (1 Team, 1-2)**

**East Regional, Tallahassee, Fla.**

Auburn 11, WESTERN CAROLINA 3  
WESTERN CAROLINA 8, Marist 3  
South Florida 9, WESTERN CAROLINA 4

**1998: (1 Team, 1-2)**

**East Regional, Clemson, S.C.**

at #2 Clemson 12, #5 THE CITADEL 3  
#5 THE CITADEL 5, #6 Fordham 1  
#3 VCU 3, #5 THE CITADEL 2 (11 inn)

**1999: (1 Team, 0-2)**

**Regional, Tallahassee, Fla.**

at #1 Florida State 24, #4 THE CITADEL 6  
#2 Providence 12, THE CITADEL 1

**2000: (1 team, 0-2)**

**Regional, Atlanta, Ga.**

at Georgia Tech 11, GEORGIA SOUTHERN 9  
Auburn 11, GEORGIA SOUTHERN 5

**2001: (2 teams, 1-4)**

**Regional, Columbia, S.C.**

at South Carolina 16, THE CITADEL 0  
Princeton 11, THE CITADEL 6

**Regional, Athens, Ga.**

GEORGIA SOUTHERN 4, at Georgia 3  
Coastal Carolina 15, GEORGIA SOUTHERN 3  
at Georgia 10, GEORGIA SOUTHERN 2

**2002: (1 team, 1-2)**

**Regional, Clemson, S.C.**

at Clemson 15, GEORGIA SOUTHERN 1  
GEORGIA SOUTHERN 6, Elon 2  
East Carolina 7, GEORGIA SOUTHERN 3

**2003: (1 team, 2-2)**

**Regional, Wilson, N.C.**

VCU 6, WESTERN CAROLINA 0  
WESTERN CAROLINA 9, Lemoyne 5  
WESTERN CAROLINA 2, VCU 0  
North Carolina St. 6, WESTERN CAROLINA 4 (14)

**2004: (2 teams, 3-4)**

**Regional, Columbia, S.C.**

South Carolina 12, THE CITADEL 4  
THE CITADEL 10, Coastal Carolina 1  
North Carolina 3, THE CITADEL 3

**Regional, Baton Rouge, La.**

Southern Miss. 6, COLLEGE OF CHARLESTON 5  
COLLEGE OF CHARLESTON 2, Army 1  
COLLEGE OF CHARLESTON 7, Southern Miss. 3  
LSU 11, COLLEGE OF CHARLESTON 3

**2005: (2 teams, 1-4)**

**Regional, Atlanta, Ga.**

Georgia Tech 5, FURMAN 4 (10)  
Michigan 6, FURMAN 3

**Regional, Clemson, S.C.**

COLLEGE OF CHARLESTON 5, Oral Roberts 2  
Clemson 6, COLLEGE OF CHARLESTON 0  
Oral Roberts 6, COLLEGE OF CHARLESTON 0

**2006: (2 teams, 4-4)**

**Regional, Lexington, Ky.**

COLL OF CHARLESTON 5, Notre Dame 4 (16)  
COLLEGE OF CHARLESTON 11, Ball State 0  
COLLEGE OF CHARLESTON 7, at Kentucky 4

**Regional, Clemson, S.C.**

ELON 5, Mississippi State 4  
Clemson 13, ELON 3  
Mississippi State 12, ELON 3

**Super Regional, Atlanta, Ga.**

at Georgia Tech 5, COLLEGE OF CHARLESTON 0  
at Georgia Tech 12, COLLEGE OF CHARLESTON 3

**2007: (2 teams, 2-4)**

**Regional, Chapel Hill, N.C.**

East Carolina 9, WESTERN CAROLINA 8  
WESTERN CAROLINA 7, Jacksonville 0  
WESTERN CAROLINA 9, East Carolina 5  
at North Carolina 6, WESTERN CAROLINA 5

**Regional, Columbia, S.C.**

at South Carolina 9, WOFFORD 1  
North Carolina State 10, WOFFORD 6

**2008: (1 team, 1-2)**

**Regional, Cary, N.C.**

UNC Wilmington 5, ELON 2  
ELON 6, Mount St. Mary's 3  
UNC Wilmington 15, ELON 11

**OVERALL RECORD: 63-132 (.323)**

INTRODUCTION

SOUTHERN CONFERENCE

TEAM PROFILES

2008 IN REVIEW

HISTORY

AWARDS

RECORDS

# PLAYERS OF THE WEEK

INTRODUCTION

SOUTHERN CONFERENCE

TEAM PROFILES

2008 IN REVIEW

HISTORY

AWARDS

RECORDS

## 1989 Players

March 12 Andy Beasley, VMI  
March 19 Matt Raleigh, WCU  
March 26 Gettys Glaze, CIT  
April 2 Johnny McCraw, ASU  
April 9 Billy Swails, CIT  
April 16 Steve Hollins, ASU  
April 23 Jason Nixon, MAR

## 1989 Pitchers

March 12 Brad Riley, ASU  
March 19 Mike Clark, FUR  
March 26 Paul Menhart, WCU  
April 2 Matt Gore, CIT  
April 9 Pete Palmer, ASU  
April 16 Brad Stowell, CIT  
April 23 Jeff Stevens, WCU

## 1990 Players

March 11 Anthony Jenkins, CIT  
March 18 Grant Brittain, WCU  
March 25 Johnny McCraw, ASU  
April 1 Grant Brittain, WCU  
April 8 Grant Brittain, WCU  
April 15 Scott Vaughn, ASU  
April 22 Kevin Bellomo, WCU

## 1990 Pitchers

March 11 Richard Shirer, CIT  
March 18 Tom Brodnax, FUR  
March 25 Richard Shirer, CIT  
April 1 Ken Britt, CIT  
April 8 Richard Shirer, CIT  
April 15 Jason Schafer, MAR  
April 22 Johnny Meadows, ASU

## 1991 Players

March 10 Chris Childers, MAR  
March 17 Kevin Bellomo, WCU  
March 24 Todd Raleigh, WCU  
March 31 Shane McComas, MAR  
April 7 Rod Walker, ETSU  
April 14 Johnny McCraw, ASU  
April 21 Jason Rhychlick, CIT

## 1991 Pitchers

March 10 Bill Craig, MAR  
March 17 Phillip Grundy, WCU  
March 24 Dallas Rhinehart, ETSU  
March 31 Brad Stowell, CIT  
April 7 Ken Britt, CIT  
April 14 Hank Kraft, CIT  
April 21 Chris Bellomy, MAR

## 1992 Players

March 9 Todd Greene, GSU  
March 16 Joey Cox, WCU  
March 23 Jermaine Shuler, CIT  
March 30 Rod Walker, ETSU  
April 6 Rodney Hennon, WCU  
April 13 Nathan Dunn, ETSU  
April 20 Rod Walker, ETSU

## 1992 Pitchers

March 9 Gettys Glaze, CIT  
March 16 Jim Carragher, GSU  
March 23 Matt Spade, MAR  
March 30 Hank Kraft, CIT  
April 6 Ken Britt, CIT  
April 13 Gettys Glaze, CIT  
April 20 Gettys Glaze, CIT

## 1993 Players

Feb. 28 Phillip Grundy, WCU  
March 7 Todd Greene, GSU  
March 14 Chris Lemonis, CIT  
March 21 Rodney Hennon, WCU  
March 28 Phillip Grundy, WCU  
April 3 Mike Tidick, WCU  
April 10 Kurt Henzler, MAR  
April 17 Clay Hall, DAV  
April 24 Tim Kerns, DAV

## 1993 Pitchers

Feb. 28 Ron Buffington, GSU  
March 7 Steve Basch, CIT  
March 14 Clint Fair, GSU  
March 21 Donald Morillo, CIT  
March 28 Paul Thornton, GSU  
April 3 Clint Fair, GSU  
April 10 Mac Chapman, DAV  
April 17 John Price, CIT  
April 24 Jim Carragher, GSU

## 1994 Players

Feb. 27 Louie Napoleon, VMI  
March 6 Russ Roper, FUR  
March 13 Mac Chapman, DAV  
March 20 Mac Chapman, DAV  
March 27 Roy Hurst, WCU  
April 3 Mike Hooks, ETSU  
April 10 Mike Tidick, WCU  
April 17 Matt Wilson, GSU  
April 24 Mike Hagy, MAR

## 1994 Pitchers

Feb. 27 Jason Beverlin, WCU  
March 6 Marc Phillips, VMI  
March 13 Rick Paugh, MAR  
March 20 Jason Beverlin, WCU  
March 27 Jay Adams, VMI  
April 3 Tim Roth, GSU  
April 10 Britt Reames, CIT  
April 17 Todd Anderson, ETSU  
April 24 Matt Spade, MAR

## 1995 Players

Feb. 26 Jody Henson, WCU  
March 5 Tyson Whitley, GSU  
March 12 Jason Andrews, GSU  
March 19 Danny Allard, ASU  
March 26 Jody Henson, WCU  
April 2 Brad Edwards, DAV  
April 9 Bo Betchman, CIT  
April 16 Adam Cross, ETSU  
April 23 Dan Martz, FUR

## 1995 Pitchers

Feb. 26 Dale Pilgrim, WCU  
March 5 William Rushing, GSU  
March 12 Britt Reames, CIT  
March 19 Clark Maxwell, WCU  
March 26 Chris Pollard, DAV  
April 2 Clark Maxwell, WCU  
April 9 Brian Callahan, CIT  
April 16 Mark DiFelice, WCU  
April 23 Jason Crews, ASU

## 1996 Players

Feb. 25 Alex Tolbert, WCU  
March 3 Tommy Peterman, GSU  
March 10 Luke Goodwin, DAV  
March 17 A.J. Polichnowski, ETSU  
March 24 Curt Beerman, CIT  
March 31 Nate Shepperson, VMI  
April 7 Tommy Peterman, GSU  
April 14 Tommy Peterman, GSU  
April 21 Bo Betchman, CIT

## 1996 Pitchers

Feb. 25 Scott Musgrave, ASU  
March 3 Jim Jordan, FUR  
March 10 Jim Jordan, FUR  
March 17 Clark Maxwell, WCU  
March 24 Dan Stutzman, ASU  
March 31 Brian Bain, WCU  
April 7 Tod Lee, GSU  
April 14 Brian Rogers, CIT  
April 24 Brian Rogers, CIT

## 1997 Players

March 3 Michael Holder, GSU  
March 10 Britt Phelps, ETSU  
March 17 Steve Walson, GSU  
March 24 Curt Beerman, CIT  
March 31 Jeremy Bruce, WCU  
April 7 Martin Barrow, WCU  
April 14 Jerry Simmons, CIT  
April 21 Tyson Whitley, GSU

## 1997 Pitchers

March 3 Mark DiFelice, WCU  
March 10 Tod Lee, GSU  
March 17 Dan Stutzman, ASU  
March 24 Tom Martin, CIT  
March 31 Brian Rogers, CIT  
April 7 Jay Adams, VMI  
April 14 Clint Sauls, GSU  
April 21 Ryan Foote, FUR

## 1998 Players

March 9 Chuck Koone, WCU  
March 16 Charles Thomas, WCU  
March 23 Jerry Simmons, CIT  
March 30 Jody Pollock, GSU  
April 6 Terrence Smalls, CIT  
April 13 Stephen Crater, ASU  
April 20 Kenny Vawter, UNCG  
April 27 Phillip Hartig, CIT

## 1998 Pitchers

March 9 Josh Spradlin, VMI  
March 16 Brian Rogers, CIT  
March 23 Rodney Hancock, CIT  
March 30 Rhett Woehrle, UNCG  
April 6 Lance Surridge, UNCG  
April 13 Izzy Olvera, ETSU  
April 20 Tom Martin, CIT  
April 27 Brian Wiley, CIT

## 1999 Players

March 1 Dustin Langley, GSU  
March 8 Jody Pollock, GSU  
March 15 Ronny Marmol, CofC  
March 22 Jesse Martin, UNCG  
March 29 Rusty Swackhamer, ETSU  
April 4 Brandon Eierman, ETSU  
April 12 Charles Thomas, WCU  
April 19 Ed Pearson, VMI  
April 26 Rusty Swackhamer, ETSU  
May 3 Eric Johnson, WCU  
May 10 Philip Hartig, CIT  
May 17 Matt Easterday, GSU

## 1999 Pitchers

March 1 Wes Self, DAV  
March 8 Brett Lewis, GSU  
March 15 Matt Baber, ETSU  
March 22 Brian Wiley, CIT  
March 29 Travis Parker, CofC  
April 4 Dallas McPherson, CIT  
April 12 Brian Wiley, CIT  
April 19 Brian Wiley, CIT  
April 26 Wes Self, DAV  
May 3 Taft Cable, UNCG  
May 10 Scott Oliver, CofC  
May 17 Rodney Hancock, CIT

## 2000 Players

Feb. 21 Tim Frend, DAV  
Feb. 28 Philip Hartig, CIT  
March 6 Dallas McPherson, CIT  
March 13 Jeremy Purcell, UNCG  
March 20 Scott Henley, GSU  
March 27 Philip Hartig, CIT  
April 3 Chad Boruff, ETSU  
April 10 Stewart Sloan, DAV  
April 17 Matt Easterday, GSU  
April 24 Philip Hartig, CIT  
May 1 Scott Henley, GSU  
May 8 Kevin Blocker, WOF  
May 17 Chad Boruff, ETSU

## 2000 Pitchers

Feb. 21 Jared Burton, WCU  
Feb. 28 Taft Cable, UNCG  
March 6 Charles Bobo, WOF  
March 13 Ryan Gordon, UNCG  
March 20 Taft Cable, UNCG  
March 27 David Ray, GSU  
April 3 Matt Baber, ETSU  
April 10 Lucas Hocker, CofC  
April 17 Daniel Wheeler, GSU  
April 24 Kyle Bunn, CIT  
May 1 Ryan Gordon, UNCG  
May 8 George Lehr, WOF  
May 15 T.A. Fulmer, CIT

## 2001 Players

Feb. 25 Alan Beck, WCU  
March 5 Shane Schumaker, UNCG  
March 12 Derek Norman, FUR  
March 19 Jason Randall, CIT  
March 26 Matt Lauderdale, CofC  
April 2 Scott Henley, GSU  
April 9 Donovan Minero, WCU  
April 16 Matt Herring, GSU  
April 23 Jesse Martin, UNCG  
April 30 Chris Catanzaro, VMI  
April 30 Nathan Copeland, ETSU  
May 7 Justin Maderer, FUR  
May 14 Darryl Stephens, GSU

## 2001 Pitchers

March 5 Wes Self, DAV  
March 12 Matt Rackers, CofC  
March 19 Tate Osterman, WOF  
March 26 Ryan Basner, WCU  
April 2 Toby David, FUR  
April 9 Eric Talbert, CIT  
April 16 Brett Lewis, GSU  
April 23 Taft Cable, UNCG  
April 30 Randy Corn, CIT  
May 7 Tom Mastny, FUR  
May 14 Dan Foley, WCU  
May 14 Scooter Michael, UNCG



Corey Overholtzer (March 3) was one of three UNC Greensboro players to earn SoCon Player of the Week honors last season.



# PLAYERS OF THE WEEK

## 2002 Players

Feb. 18	Ryan Schade, WCU
Feb. 25	Rocky Baker, GSU
March 6	Matt Herring, GSU
March 11	Tony Carbone, WOF
	Ryan Galligan, UNCG
March 18	Lee Curtis, CoFC
	Donovan Minero, WCU
March 25	Todd Roper, WCU
	Tim Friend, DAV
April 2	Donovan Minero, WCU
April 8	Jason Sarvis, UNCG
April 15	A.J. Zickgraf, GSU
April 22	Chris Downard, ASU
April 29	Chris Emond, DAV
May 6	Donovan Minero, WCU
May 13	Lee Curtis, CoFC
May 20	Josh Stackley, CIT

## 2002 Pitchers

Feb. 18	George Lehr, WOF
Feb. 25	Ryan Gordon, UNCG
	Jared Comstock, GSU
March 6	Scooter Michael, UNCG
March 11	Jared Burton, WCU
March 18	Jay Metzger, UNCG
March 25	George Lehr, WOF
April 2	T.A. Fulmer, Citadel
April 8	Kyle Shipplett, ASU
April 15	Tim Friend, DAV
	Scooter Michael, UNCG
April 22	Tom Mastny, FUR
April 29	Jay Metzger, UNCG
	Raymond Jenkins, CIT
May 6	Tom Mastny, FUR
May 13	Dennis Dove, GSU
May 20	Culley Kline, WOF

## 2003 Players

Feb. 26	Jesse Cole, WOF
March 3	Jon Aughey, CIT
March 11	Chris Ard, CIT
March 17	Lee Curtis, CoFC
March 24	Lee Curtis, CoFC
April 1	Caleb Moore, ETSU
	Sam Navarro, DAV
April 7	Todd Buchanan, WCU
	Alan Beck, WCU
April 14	Matt Lauderdale, CoFC
April 21	Matt Goldston, WCU
April 28	Brett Spivey, CoFC
May 6	Alan Beck, WCU
May 13	Derek Smith, ASU
May 20	Brendan Gilligan, GSU

## 2003 Pitchers

Feb. 26	Patrick Griffin, FUR
March 3	Ken Egleton, CIT
March 11	Chris Mason, UNCG
March 17	Ryan Basner, WCU
March 24	Ryan Gordon, UNCG
April 1	Tom Mastny, FUR
April 7	Brett Harker, CoFC
April 14	Derrik Wolpert, DAV
April 21	Reid Price, CoFC
April 28	John Carroll, GSU
May 6	Scooter Michael, UNCG
May 13	Tom Mastny, FUR
May 20	David Mitchell, FUR

## 2004 Players

Feb. 23	Greg Dowling, GSU
March 2	Ryan Gordon, UNCG
March 10	Alex Gary, WCU
March 15	Chip Cannon, CIT
March 22	Josh Stackley, CIT
March 29	Brett Gardner, CoFC
April 5	Brett Anderson, CoFC
April 12	Phillip Coker, CoFC
April 19	Blake Church, ETSU
April 26	Case Cassidy, FUR
May 2	Caleb Moore, ETSU
May 10	Phillip Coker, CoFC
May 17	Jay Heafner, DAV
	James Payne, GSU
May 24	Andy Howdeshell, ETSU

## 2004 Pitchers

Feb. 23	Brian Akin, DAV
March 2	Nick Stames, UNCG
March 10	Ryan Falcon, UNCG
March 15	Zach Piccola, CoFC
March 22	Matt Garner, Elon
March 29	Sam Perry, FUR
	Jarrett Santos, UNCG
April 5	Ryan Edell, CoFC
April 12	Brian Harrison, GSU
April 19	Josh Lairsey, GSU
April 26	Jonathan Ellis, CIT
May 2	John Carroll, GSU
May 10	Scott Clark, ASU
May 17	Brian McCullen, WCU
May 24	Jonathan Ellis, CIT

## 2005 Players

Feb. 21	Brian Hastings, CoFC
Feb. 28	Caleb Moore, ETSU
March 7	D.J. Wabik, CoFC
March 14	Jason Hurst, GSU
March 21	Byron Barber, CoFC
March 28	Brett Gardner, CoFC
April 4	Jay Heafner, DAV
April 11	Evan Erickson, Elon
April 18	Caleb Moore, ETSU
April 25	Blake Church, ETSU
May 2	Andrew Musashe, DAV
May 9	A.J. Zickgraf, GSU
May 16	Chris Ard, CIT
May 23	Gary Morris, Elon

## 2005 Pitchers

Feb. 21	Chris Mason, UNCG
Feb. 28	Nick Chigges, CoFC
March 7	Patrick Adams, Elon
March 14	Chris Mason, UNCG
	Brett Harker, CoFC
March 21	Brian Caudill, ASU
March 28	Chris Mason, UNCG
April 4	Brian Barnes, WCU
April 11	Lance Cole, Elon
	Jay Heafner, DAV
April 18	Ben Hunter, FUR
April 25	Kevin Regan, Elon
May 2	Danny Meszaros, CoFC
May 9	Chris Mason, UNCG
	Dustin Evans, GSU
May 16	Andy Carter, DAV
May 23	Griff Beckham, CIT
	Nick Hollstegge, FUR

## 2006 Players

Feb. 20	Chris Swauger, CIT
Feb. 27	Greg Dowling, GSU
March 7	Tony Maccanni, FUR
March 13	Chris Price, Elon
March 20	Steven Strausbaugh, WCU
March 27	Trey McDaniel, WCU
April 3	A.J. Davidiuk, FUR
April 10	Graham Maiden, CoFC
April 17	A.J. Davidiuk, FUR
April 24	Case Cassidy, FUR
May 1	Robert Rodebaugh, Elon
	Guy Welsh, UNCG
May 8	Robert Rodebaugh, Elon
May 15	Jermaine Mitchell, UNCG
May 22	Jonathan Greene, WCU

## 2006 Pitchers

Feb. 20	Lance Cole, Elon
Feb. 27	Jay Heafner, DAV
March 7	Nick Holstegge, FUR
March 13	Tyler Sexton, WCU
March 20	Danny Meszaros, CoFC
March 27	Danny Meszaros, CoFC
April 3	Steven Hensley, Elon
April 10	Steven Hensley, Elon
April 17	Chad Tilley, Elon
April 24	Everett Teaford, GSU
May 1	Patrick Currin, UNCG
May 8	Greg Holland, WCU
May 15	Nick Chigges, CoFC
May 22	Justin Smith, CIT



Western Carolina's Chris Masters was the only three-time SoCon Pitcher of the Week honoree in 2008.

## 2007 Players

Feb. 19	Zach Brown, CIT
Feb. 26	Kenny Smith, WCU
March 5	David Rubinstein, ASU
March 12	John Ingram, WCU
March 19	Matt Webb, DAV
March 26	Alex Garabedian, CoFC
April 2	Barrett Shaft, WCU
April 9	Richard Jones, CIT
April 16	Chase Austin, Elon
April 23	Alex Garabedian, CoFC
April 30	Mike Economos, GSU
May 7	Brandon Waring, WOF
May 14	Kenny Smith, WCU
May 21	Wes Robson, ASU

## 2007 Pitchers

Feb. 19	Garrett Sherrill, ASU
Feb. 26	Ben Austin, WOF
March 5	Justin Smith, CIT
March 12	Jeff Beliveau, CoFC
March 19	Will Romanowicz, Elon
March 26	Jay Jackson, FUR
April 2	Ryan Falcon, UNCG
	Steven Hensley, Elon
April 9	Zach Booker, Elon
April 16	Matt Crim, CIT
April 23	Greg Holland, WCU
April 30	Chris Masters, WCU
May 7	Tyler Sexton, WCU
May 14	Nicholas Karow, FUR
May 21	Matt Klinker, FUR

## 2008 Players

Feb. 25	Michael Harrington, CoFC
March 3	Corey Overholtzer, UNCG
March 10	Ricky Orton, UNCG
March 17	Chris Shehan, GSU
March 24	Chris Shehan, GSU
March 31	Greg Feltes, UNCG
April 7	Cory Harrilchak, Elon
April 14	Joey Rodgers, FUR
April 21	Brandon Sizemore, CoFC
April 28	Ty Wright, GSU
May 5	Ricky Orton, UNCG
May 12	Michael Harrington, CoFC
May 19	Jeremie Tice, CoFC

## 2008 Pitchers

Feb. 25	Asher Wojciechowski, CIT
March 3	Jay Jackson, FUR
	Matt Reifsnider, CIT
March 10	Jimmy Reyes, Elon
March 17	Matt Crim, CIT
March 24	Chip Hunt, WOF
March 31	Chris Masters, WCU
April 7	Nick Karow, FUR
April 14	Wes Wrenn, CIT
April 21	Jay Jackson, FUR
	Chris Masters, WCU
April 28	Jesse Simpson, CoFC
May 5	Chris Masters, WCU
May 12	Matt Andress, ASU
May 19	Spencer Hale, FUR

## PLAYER AND PITCHER OF THE WEEK TOTALS

Western Carolina .....	80
The Citadel .....	79
Georgia Southern .....	58
UNC Greensboro .....	40
College of Charleston .....	39
Furman .....	33
Davidson .....	26
East Tennessee State .....	26
ASU .....	23
Elon .....	19
Wofford .....	11
Marshall .....	11
VMI .....	9

INTRODUCTION

SOUTHERN CONFERENCE

TEAM PROFILES

2008 IN REVIEW

HISTORY

AWARDS

RECORDS

# ALL-CONFERENCE TEAMS

## COACHES' FIRST-TEAM SELECTIONS

### 1960

P Dick Almes, CIT  
P Charlie Revere, UR  
C Chuck Boone, UR  
1B Dick Jones, CIT  
2B Paul Popovich, WVU  
SS Alan Cole, UR  
3B Howard Mikytuck, CIT  
OF Tom Clary, CIT  
OF Joe Gedro, VMI  
OF Dickie Snead, VT

### 1961

P Lee Melear, VT  
P Tom Shafer, WVU  
C Tony Carmighani, FUR  
1B Dick Jones, CIT  
2B Eddie Hite, VT  
SS Weldon Eddins, VMI  
3B Phil Chewning, FUR  
OF Jerry Buchanan, CIT  
OF Tom Booker, UR  
OF Larry Abbott, FUR

### 1962

P Frank Griffith, UR  
P Tom Shafer, WVU  
C Gil Minor, VMI  
1B Mel Rideout, UR  
2B Joe Hatalla, WVU  
SS Tom Stepp, WVU  
3B Bill Whaley, CIT  
OF Bill Pashe, GWU  
OF Jim Procopio, WVU  
OF Bobb Stewart, UR

### 1963

P Joe Jeran, WVU  
P Lee Melear, VT  
C Jim Procopio, WVU  
1B Steve Berzansky, WVU  
2B Joe Hatalla, WVU  
SS Donnie White, VMI  
3B Al McNamee, UR  
OF Dave Blake, VT  
OF Tom Green, VT  
OF Bobby Stewart, UR

### 1964

P John Radosevich, WVU  
P Percy Sesabaugh, VMI  
C Don Douglas, UR  
1B Steve Berzansky, WVU  
2B Charles Jennings, FUR  
SS Donnie White, VMI  
3B Ingram Haley, FUR  
OF Mike Holloran, GWU  
OF Bill Marovic, WVU  
OF Rick Smyre, DAV

### 1965

P John Radosevich, WVU  
P Percy Sensabaugh, VMI  
C Ron Renner, WVU  
1B Phil King, FUR  
2B Richie Sharff, UR  
SS Jim Hyder, DAV  
3B Pete Britton, UR  
OF Don Hetzel, WVU  
OF Mike Holloran, GWU  
OF Tom Porter, CIT

### 1966

P Vaughn Kovach, WVU  
P Jim Raynor, ECU  
C Richard Narron, ECU  
1B Jim Clay, WVU  
2B Richie Sharff, UR  
SS Frank Jenness, UR  
3B Tim Hill, GWU  
OF Wayne Britton, ECU  
OF Mike Holloran, GWU  
OF Ed Thorne, ECU

### 1967

P Dick Balderson, UR  
P Dennis Burke, ECU  
P Jerry Meadows, WVU  
C Richard Narron, ECU  
1B Tom Green, UR  
2B Lynn Smith, ECU  
SS Joe Lalli, GWU  
3B Bob Beaham, WVU  
OF Chuck Albertson, W&M  
OF Tom Parke, WVU  
OF Jim Snyder, ECU

### 1968

P Hank Bunnell, GWU  
P Denny Taylor, WVU  
C Eric Spink, GWU  
1B Jerry Blackwell, CIT  
2B Choppy Morris, CIT  
SS Mike Ross, CIT  
3B Steve Kennedy, UR  
OF John Medlin, W&M  
OF Gordon Slade, DAV  
OF Jimmy Snyder, ECU

### 1969

P Tom Harrison, FUR  
P Hank Bunnell, GWU  
C Buster Holland, CIT  
1B John Campbell, FUR  
2B J.C. Hanks, VMI  
3B Tim White, VMI  
SS Mike Ross, CIT  
3B Marvin Haley, FUR  
OF Gordon Slade, DAV  
OF Richie Richardson, W&M  
OF Carey Anderson, ECU

### 1970

P Ron Hastings, ECU  
P Hank Bunnell, GWU  
C Stan Sneed, ECU  
1B Tom Bondurant, UR  
2B Dennis Vick, ECU  
SS Bob Dennis, GWU  
3B Jerry Wise, CIT  
OF Gordon Slade, DAV  
OF John Bledsoe, Citadel  
OF Bubba Hooker, W&M

### 1971

P John Katona, FUR  
P Doug Pounder, CIT  
C Harold Wilkerson, DAV,  
Stan Sneed, ECU  
1B Tom Bondurant, UR  
2B Dick Corrada, ECU  
SS Reggie Dunnivant, UR  
3B Jerry Wise, CIT  
OF Neil Eichelberger, FUR  
OF Bruce Wright, UR  
OF Mike Aldridge, ECU

### 1972

P John Katona, FUR  
P Ray Yeoman, CIT  
C Paul Plunkett, CIT  
1B Ron Sanders, CIT  
2B MAR Owen, UR  
SS Reggie Dunnivant, UR  
3B Ralph Lamm, ECU  
OF Les Keenan, UR  
OF Jeff Steckroth, W&M  
OF George Weicker, DAV

### 1973

P Roger Hatcher, UR  
P Tommy Toms, ECU  
C Bill Harris, W&M  
1B Steve Anspaugh, ASU  
2B MAR Owen, UR  
SS Mike Ramsey, ASU  
3B Frank Dziadul, ASU  
OF Robbie Williams, ASU  
OF Mike Hogan, ECU  
OF Steve Arrington, CIT

### 1974

P Dave LaRussa, ECU  
P Todd Brenizer, FUR  
C Mark Rodgman, DAV  
1B Ron Staggs, ECU  
2B Ken Feaster, CIT  
SS Mike Ramsey, ASU  
3B Steve Becker, W&M  
OF Steve Anspaugh, ASU  
OF Mike Hogan, ECU  
OF Charlie Talley, UR

### 1975

P Hank Welch, CIT  
P Jeff Boteler, UR  
P Joel Tew, DAV  
C Mark Hodgman, DAV  
1B George Weicker, DAV  
2B Bob Mitchell, UR  
SS Mike Ramsey, ASU  
3B Steve Becker, W&M  
OF Randy Howell, FUR  
OF Gene Dotson, CIT  
OF Paul Martin, CIT  
DH Billy Weiters, CIT

### 1976

P Rene Martin, UR  
P Chris Mensing, FUR  
C John Nichols, FUR  
1B Richard Weiters, CIT  
2B Steve Bryant, ECU  
SS Kevin Harvey, UR  
3B Randy Ingram, ASU  
OF Randy Howell, FUR  
OF Joe Roenker, ECU  
OF Paul Martin, CIT  
DH Russell Lee, FUR

### 1977

P Mickey Britt, ECU  
P Pete Conaty, ECU  
P Richard Wieters  
C (tie) Kelly Lombard, VMI,  
Bob Lapple, DAV,  
John Rulli, MAR  
1B Sonny Wooten, ECU  
2B Chris Plemmons, ASU  
SS Wayne Tolleson, WCU  
3B Randy Ingram, ASU  
OF Eddie Gates, ECU  
OF Everette Smith, FUR  
OF Randy Howell, FUR  
OF Dave McElhaney, W&M  
DH Keith Ebersole, WCU



College of Charleston's Michael Harrington's 26 home runs in 2008 were the second-highest single season total in SoCon history.



# ALL-CONFERENCE TEAMS

**1978**  
P Mike Pendleton, CIT  
P Martin Rivera, CIT  
C Bob Lapple, DAV  
1B Ronnie Brower, ASU  
2B Chris Plemmons, ASU  
SS Wayne Tolleson, WCU  
3B Randy Ingram, ASU  
OF John Baker, UTC  
OF Joey Moffitt, ASU  
OF Randy Rosiek, MAR  
DH Keith Ebersole, WCU

**1979**  
P Frank Galloway, CIT  
P Mike Pendleton, CIT  
C Bob Lapple, DAV  
1B Harry Severino, MAR  
2B Bob Roma, FUR  
SS Randy Ingle, ASU  
3B Gary Robinette, ETSU  
OF Willie Carpenter, WCU  
OF Jeff Coppinger, UTC  
OF John Porter, DAV  
DH John Baker, UTC

**1980**  
P Jeff Andrews, ETSU  
P Mike Pendleton, CIT  
C (tie) Tom Alesio, FUR  
Phil Hubbard, VMI  
Mel Williamson, CIT  
1B Don Ingle, WCU  
2B Ken Sholl, UTC  
SS Dave Cardwell, ETSU  
3B Gary Robinette, ETSU  
OF Willie Carpenter, WCU  
OF John Porter, DAV  
OF (tie) Joey Moffitt, ASU  
OF Bryan Snyder, ETSU  
DH Greg Hill, MAR

**1981**  
P Jeff Barkley, CIT  
P Mike Sullivan, MAR  
C (tie) Philip Gordon, DAV  
Greg Hill, MAR  
1B John Barlowe, ASU  
2B Tom Sams, ASU  
SS Mike Knox, CIT  
3B Chris Hust, ETSU  
OF Mel Kinsey, WCU  
OF Tony Martin, ETSU  
OF Bryan Snyder, ETSU  
DH Robbie Peele, ASU

**1982**  
P Kirk Bailey, ASU  
P Jeff Barkley, CIT  
C Phil Hubbard, VMI  
2B B.J. Hinson, ETSU  
SS Mike Knox, CIT  
3B Todd Sager, MAR  
OF Wayne Dannenberg, ETSU  
OF Terry Smith, FUR  
OF Marcus Velazquez, ETSU  
DH Pete Camelo, ASU

**1983**  
P Bryan Augsburger, VMI  
P Mike Cherry, CIT  
C Greg Johnson, WCU  
1B Charlie Fonville, WCU  
2B Mike Nipper, ETSU  
SS Greg Hill, MAR  
3B Todd Sager, MAR  
OF David Hill, WCU  
OF Tony Martin, ETSU  
OF Robbie Peele, ASU  
DH Alan Hurt, CIT

**1984**  
P Scott Gay, WCU  
P Pete Hardee, ASU  
C Rock Hurst, FUR  
1B Charlie Fonville, WCU  
2B Jamie Harris, ASU  
SS Tim Jones, CIT  
3B Todd Sager, MAR  
OF Lee Glaze, CIT  
OF Fred Hailey, WCU  
OF Tony Welborn, ASU  
DH Kent Alexander, ASU

**1985**  
**North Division**  
P Rich Bosley, ASU  
P J.D. McKinney, MAR  
C Brad Long, ASU  
1B Greg Weddle, VMI  
2B Marc Hodges, ASU  
SS Chris Finwood, VMI  
3B Lawrence Sluder, ASU  
OF Chip Cook, MAR  
OF Terry Thompson, MAR  
OF Tony Welborn, ASU  
DH Lee James, ASU

**South Division**  
P Scott Gay, WCU  
P Mike Monte, CIT  
C Rock Hurst, FUR  
1B David Hyatt, WCU  
2B Keith Helfant, DAV  
SS Tim Jones, CIT  
3B David Turgeon, DAV  
OF Mike Carson, WCU  
OF Fred Hailey, WCU  
OF Bill Masse, DAV  
DH Skip Nelloms, WCU

**1986**  
**North Division**  
P Kevin Simmons, ASU  
P Len Stratton, ASU  
C Brad Long, ASU  
1B Greg Weddle, VMI  
2B Gary Sibyan, VMI  
SS Scott Church, ETSU  
3B Jeff Barr, ETSU  
OF Andre Crawford, ASU  
OF Billy Patton, ETSU  
OF Ed Dubiel, ASU  
DH Mike Rambo, ETSU

**South Division**  
P Steve Condon, DAV  
P Mike Monte, CIT  
C Dan Simonds, DAV  
1B Rick Hardwick, CIT  
2B Keith Helfant, DAV  
SS Alan Lewis, DAV  
3B David Turgeon, DAV  
OF Mike Carson, WCU  
OF Lee Glaze, CIT  
OF Fred Hailey, WCU  
DH Pat Riley, WCU

**1987**  
**North Division**  
P Mike Prince, ETSU  
P Len Stratton, ASU  
C Brad Long, ASU  
1B Tommy Green, ASU  
2B Gary Sibyan, VMI  
SS Chris Finwood, VMI  
3B Lawrence Sluder, ASU  
OF Ed Dubiel, ASU  
OF Will Edwards, ETSU  
OF Rob Morrison, MAR  
DH Ben Walker, VMI



Elon's Cory Harrilchak was a first-team All-SoCon selection and the Tournament MVP.

**South Division**  
P Steve Condon, DAV  
P Stewart Keyes, WCU  
C Dan Simonds, DAV  
1B Bob Thomas, FUR  
2B Billy Swails, CIT  
SS Alan Lewis, DAV  
3B David Turgeon, DAV  
OF Fred Hailey, WCU  
OF Bill Masse, DAV  
OF Skip Nelloms, WCU  
DH Clint Fairey, WCU

**1988**  
**North Division**  
P Stacey Schneider, ASU  
P Rick Tuttle, ASU  
C Andy Beasley, VMI  
1B Tommy Green, ASU  
2B Gary Sibyan, VMI  
SS Chris Finwood, VMI  
3B Jeff Morgan, ETSU  
OF Will Edwards, ETSU  
OF Steve Meredith, ETSU  
OF Keith Nail, ASU  
DH Darron Healey, ASU

**South Division**  
P Paul Menhart, WCU  
P Greg Wilcox, DAV  
C Kevin Vickery, CIT  
1B Clint Fairey, WCU  
2B Billy Swails, CIT  
SS Danny Greene, FUR  
3B Tom Malchesky, WCU  
OF Keith LeClair, WCU  
OF Skip Nelloms, WCU  
OF Roy Vilardi, DAV  
DH Billy Baker, CIT

**1989**  
P (tie) Matt Gore, CIT  
P Pete Palmer, ASU  
C Brent Williams, FUR  
1B Clint Fairey, WCU  
2B Billy Swails, CIT  
SS Steve Hollins, ASU  
3B Gary Chandler, ASU  
OF Garrett Hinshaw, ASU  
OF Jason Nixon, MAR  
OF (tie) John Parrott, VMI  
OF Scott Waugh, ASU  
DH (tie) Gettys Glaze, CIT  
Mark Poarch, WCU

**1990**  
P Ken Britt, CIT  
P Mike Montgomery, ETSU  
C Andy Beasley, VMI  
1B MAR Simpson, WCU  
2B Grant Brittain, WCU  
SS Dave Piepenbrink, MAR  
3B Matt Raleigh, WCU  
OF Anthony Jenkins, CIT  
OF Jimbo Thornton, ETSU  
OF Scott Waugh, ASU  
DH Billy Baker, CIT

**1991**  
P (tie) Will Ertel, FUR  
Phillip Grundy, WCU  
C (tie) Todd Raleigh, WCU  
Brent Williams, FUR  
1B Rodney Tesh, WCU  
2B Dan McDonnell, CIT  
SS Phillip Tobin, CIT  
3B Matt Raleigh, WCU  
OF Kevin Bellomo, WCU  
OF Craig McLaughlin, FUR  
OF Scott Waugh, ASU  
DH Gettys Glaze, CIT

**1992**  
P Gettys Glaze, CIT  
P Dallas Rinehart, ETSU  
C Randy DeBruhl, ASU  
1B Rod Walker, ETSU  
2B Doug Eder, GSU  
SS Matt Raleigh, WCU  
3B Kevin Hallman, GSU  
OF Todd Greene, GSU  
OF Vic Correll, CIT  
OF Joey Cox, WCU  
DH Willando Ficklin, GSU

**1993**  
P Paul Thornton, GSU  
P Jason Beverlin, WCU  
C Brett Boretti, DAV  
1B Chris Lemonis, CIT  
2B Rodney Hennon, WCU  
SS Rick Bender, DAV  
3B Kevin Hallman, GSU  
OF Todd Greene, GSU  
OF Scott Lyman, WCU  
OF Dallas Monday, ETSU  
DH Phillip Grundy, WCU

INTRODUCTION

SOUTHERN CONFERENCE

TEAM PROFILES

2008 IN REVIEW

HISTORY

AWARDS

RECORDS

# ALL-CONFERENCE TEAMS

## INTRODUCTION

## SOUTHERN CONFERENCE

## TEAM PROFILES

## 2008 IN REVIEW

## HISTORY

## AWARDS

## RECORDS

### 1994

P Jason Beverlin, WCU  
P William Rushing, GSU  
C Brett Boretti, DAV  
1B Clay Hall, DAV  
2B Matt Wilson, GSU  
SS Wade Evans, ETSU  
3B Kevin Hallman, GSU  
OF Mike Tidick, WCU  
OF Will Shellman, ASU  
OF Jazz Freitas, DAV  
DH David Young, ASU

### 1995

P William Rushing, GSU  
P Britt Reames, CIT  
C Steve Wilson, GSU  
1B Alex Tolbert, WCU  
2B Adam Cross, ETSU  
SS David Groseclose, VMI  
3B Eric Whitson, WCU  
OF Garrick Haltiwanger, CIT  
OF Jody Henson, WCU  
OF Ryan Glynn, VMI  
DH Shane Owenby, ASU

### 1996

P Julio Ayala, GSU  
P Tod Lee, GSU  
C Scott Garrett, ASU  
1B Tommy Peterman, GSU  
2B Chris Rodriguez, ASU  
SS Bradley James, ETSU  
3B Bo Betchman, CIT  
OF Garrick Haltiwanger, CIT  
OF Antoine Moran, GSU  
OF Mark Hamlin, GSU  
DH Scott Musgrave, ASU

### 1997

P Tod Lee, GSU  
P Brian Rogers, CIT  
C Michael Holder, GSU  
1B Alex Tolbert, WCU  
2B Bo Betchman, CIT  
SS Terrance Smalls, CIT  
3B A.J. Polichnowski, ETSU  
OF Jerry Simmons, CIT  
OF Martin Barrow, WCU  
OF Kenny Osborne, ASU  
DH Britt Phelps, ETSU

### 1998

P Mark DiFelice, WCU  
P Lee Long, WOF  
RP Tom Martin, CIT  
C Stephen Crater, ASU  
1B Philip Hartig, CIT  
2B Dominic Pattie, UNCG  
SS Chris Moore, WCU  
3B Mike Berrier, ASU  
OF Martin Barrow, WCU  
OF Kenny Vawter, UNCG  
OF Linwood Davis, UNCG  
DH Mike DeSimone, DAV

### 1999

P Brian Wiley, CIT  
P Lucas Hocker, CofC  
RP Jay Morgan, CIT  
C Ronny Marmol, CofC  
1B Philip Hartig, CIT  
2B Billy Colome, CofC  
SS Chris Moore, WCU  
3B Eric Walker, VMI  
OF Charles Thomas, WCU  
OF Brandon Eierman, ETSU  
OF Eric Johnson, WCU  
DH Scott Thompkins, VMI

### 2000

P David Ray, GSU  
P Ryan Gordon, UNCG  
RP Ian Ostlund, VMI  
C Ed Sparks, ETSU  
1B Philip Hartig, CIT  
2B Matt Easterday, GSU  
SS Wes Timmons, ASU  
3B (tie) Carlos Love, GSU  
Eric Walker, VMI  
OF Jeremy Purcell, UNCG  
OF Chris Morris, CIT  
OF Tim Frend, DAV  
DH Dallas McPherson, CIT

### 2001

P Eric Talbert, CIT  
P Brett Lewis, GSU  
RP Randy Corn, CIT  
C (tie) Matt Lauderdale, CofC  
James Marino, DAV  
1B Philip Hartig, CIT  
2B Shane Schumaker, UNCG  
SS Wes Timmons, ASU  
3B Dallas McPherson, CIT  
OF Nathan Copeland, ETSU  
OF Donovan Minero, WCU  
OF Alan Beck, WCU  
DH Scott Henley, GSU

### 2002

P Scooter Michael, UNCG  
P Ryan Johnson, CofC  
RP Randy Corn, CIT  
C Matt Lauderdale, CofC  
1B Todd Buchanan, WCU  
2B Jason Sarvis, UNCG  
SS Ryan Schade, WCU  
3B Lee Curtis, CofC  
OF Brett Spivey, CofC  
OF Donovan Minero, WCU  
OF Matt Herring, GSU  
DH Ryan Gordon, UNCG

### 2003

P Tom Mastny, FUR  
P Jarrett Santos, UNCG  
RP David Mitchell, FUR  
C Matt Lauderdale, CofC  
1B Chip Cannon, CIT  
2B Lee Curtis, CofC  
SS Andy Howdeshell, ETSU  
3B Chris Ard, CIT  
OF Alan Beck, WCU  
OF Rod Goldston, WCU  
OF Brendan Gilligan, GSU  
DH Ryan Gordon, UNCG

### 2004

P Ryan Johnson, CofC  
P Jonathan Ellis, CIT  
RP Brett Harker, CofC  
C Caleb Moore, ETSU  
1B Chip Cannon, CIT  
2B Gary Morris, Elon  
SS Andy Howdeshell, ETSU  
3B Jess Easterling, CofC  
OF Byron Barber, CofC  
OF Brett Gardner, CofC  
OF Brandon Long, GSU  
DH Grant Burruss, GSU

### 2005

P Chris Mason, UNCG  
P Everett Teaford, GSU  
RP Brett Harker, CofC  
C Caleb Moore, ETSU  
1B D.J. Wabick, CofC  
2B Chris Campbell, CofC  
SS Chuck Hargis, ETSU  
3B Jay Heafner, DAV  
OF Brett Gardner, CofC  
OF Jason Hurst, GSU  
OF (tie) James Payne, GSU,  
Philip Coker, CofC  
DH (tie) Blake Church, ETSU  
Brett Anderson, CofC

### 2006

P Nick Chiggas, CofC  
P Everett Teaford, GSU  
RP Josh McLaughlin, CofC  
C Tony Maccani, FUR  
1B Greg Dowling, GSU  
2B Ronnie Moore, DAV  
SS A.J. Davidiuk, FUR  
3B Jonathan Greene, WCU  
OF Chris Swauger, CIT  
OF Chris Price, Elon  
OF (tie) Jermaine Mitchell, UNCG  
Steven Strausbaugh, WCU  
DH Robert Rodebaugh, Elon

### 2007

P Nick Chiggas, CofC  
P Drew Saberhagen, WCU  
RP Greg Holland, WCU  
C Blake Murphy, WCU  
1B Zach Brown, CIT  
2B Kenny Smith, WCU  
SS Oliver Marmol, CofC  
3B Brandon Waring, WOF  
OF Michael Harrington, CofC  
OF Barrett Shaft, DAV  
OF David Rubinstein, ASU  
DH Rob Wilson, DAV

### 2008

P Jay Jackson, FUR  
P Steven Hensley, Elon  
RP Thomas Girdwood, Elon  
C Blake Murphy, WCU  
1B Michael Harrington, CofC  
2B Brandon Sizemore, CofC  
SS Jason Altenhof, ASU  
3B Jeremie Tice, CofC  
OF Chris Shehan, GSU  
OF Cory Harrilchak, Elon  
OF Chris Swauger, CIT  
DH Ty Wright, GSU



2008 Freshman of the Year Thomas Girdwood (Elon) led the league with 10 saves and was named first-team All-Southern Conference.



# ALL-TOURNAMENT TEAMS

**1990**  
P Richard Shirer, The Citadel  
C Gettys Glaze, The Citadel  
1B Brad Niethammer, Appalachian State  
2B Grant Brittain, Western Carolina  
SS Dave Piepenbrink, Marshall  
3B Doug Jones, Appalachian State  
OF Billy Baker, The Citadel (MVP)  
OF Chris Stone, Furman  
OF Rodney Tesh, Western Carolina  
DH Mike Hilton, Western Carolina

**1991**  
P Jack Kimel, Western Carolina  
C Brent Williams, Furman (MVP)  
1B Rodney Tesh, Western Carolina  
2B John Key, Appalachian State  
SS Nathan Dunn, East Tennessee State  
3B Matt Raleigh, Western Carolina  
OF Kevin Bellomo, Western Carolina  
OF Joey Cox, Western Carolina  
OF Scott Waugh, Appalachian State  
DH Dallas Rhinehart, East Tennessee State

**1992**  
P Jim Carragher, Georgia Southern  
C Mike Darnell, Georgia Southern  
1B Bryan Wiggins, Georgia Southern  
2B Doug Eder, Georgia Southern  
SS Chris Petersen, Georgia Southern  
3B Eric Whitson, Western Carolina  
OF Joey Cox, Western Carolina (MVP)  
OF Scott Lyman, Western Carolina  
OF Mike Miller, Georgia Southern  
DH Gettys Glaze, The Citadel

**1993**  
P Jason Beverlin, Western Carolina  
C Roy Hurst, Western Carolina  
1B Chris Lemonis, The Citadel  
2B Matt Wilson, Georgia Southern  
SS David Groseclose, VMI  
3B Louie Napoleon, VMI  
OF Rob Doherty, Western Carolina  
OF Dale Sistare, The Citadel  
OF Mike Tidick, Western Carolina  
DH Phillip Grundy, Western Carolina (MVP)

**1994**  
P Britt Reames, The Citadel  
C Brett Boretti, Davidson  
1B Marc Striker, Western Carolina  
2B John Connolly, Western Carolina  
SS Jermaine Shuler, The Citadel (MVP)  
3B Bo Betchman, The Citadel  
OF Garrick Haltiwanger, The Citadel  
OF Mike Tidick, Western Carolina  
OF Louie Napoleon, VMI  
DH Donald Morillo, The Citadel

**1995**  
P Britt Reames, The Citadel  
C James Lyons, East Tennessee State  
1B Tommy Peterman, Georgia Southern  
2B David Beckley, The Citadel  
SS Tyson Whitley, Georgia Southern  
3B Eric Whitson, Western Carolina  
OF Len Hart, East Tennessee State  
OF Dale Sistare, The Citadel  
OF Garrick Haltiwanger, The Citadel  
DH Ryan Glynn, VMI  
P Donald Morillo, The Citadel (MVP)

**1996**  
P Clint Sauls, Georgia Southern  
C Steve Wilson, Georgia Southern  
1B Nate Shepperson, VMI  
2B Donnie Coe, Georgia Southern

SS Terrance Smalls, The Citadel  
3B Bo Betchman, The Citadel  
OF Jon Placko, Furman  
OF Mark Hamlin, Georgia Southern (MVP)  
OF Antoine Moran, Georgia Southern  
DH Britt Phelps, East Tennessee State

**1997**  
P David Noyce, Furman  
C J.P. Burwell, Western Carolina (MVP)  
1B Ryan Butler, The Citadel  
2B Jeff Sziksai, Western Carolina  
SS Eric Boehmer, Furman  
3B Dan Martz, Furman  
OF Rodney Hancock, The Citadel  
OF Jody Wade, Furman  
OF Brandon Holler, Furman  
DH Tyson Whitley, Georgia Southern

**1998**  
P Brian Rogers, The Citadel (MVP)  
C Jay Morgan, The Citadel  
1B Philip Hartig, The Citadel  
2B Dominic Pattie, UNC Greensboro  
SS Terrence Smalls, The Citadel  
3B Aaron Haigler, The Citadel  
OF Kevin Durham, The Citadel  
OF Eric Johnson, Western Carolina  
OF Kenny Vavter, UNC Greensboro  
DH Lance Surridge, UNC Greensboro

**1999**  
P Rodney Hancock, The Citadel (MVP)  
C Ronny Marmol, College of Charleston  
1B Philip Hartig, The Citadel  
2B Tavy Smalls, The Citadel  
SS Michael Harris, The Citadel  
3B Charlie Wands, Western Carolina  
OF Eric Johnson, Western Carolina  
OF Rusty Swackhamer, East Tennessee State  
OF Josh Edgeworth, College of Charleston  
DH Morgan Frazier, Western Carolina

**2000**  
P Corey Etheridge, Furman  
C Ed Sparks, East Tennessee State  
1B Chris Behne, Appalachian State  
2B Matt Easterday, Georgia Southern (MVP)  
SS Danny Rueckel, Furman  
3B Cole Hubka, Furman  
OF J.R. Revere, Georgia Southern  
OF Clint Hill, Furman  
OF Josh Edgeworth, College of Charleston  
DH Ryan Presnell, Furman

**2001**  
P Ted Toler, UNC Greensboro  
P Randy Corn, The Citadel (MVP)  
C Brendon Gilligan, Georgia Southern  
1B Andy Baxter, East Tennessee State  
2B Shane Schumaker, UNC Greensboro  
SS Jemel Spearman, Georgia Southern  
3B Dallas McPherson, The Citadel  
OF Jasha Balcom, College of Charleston  
OF Nathan Copeland, East Tennessee State  
OF Brook Dantzler, The Citadel  
OF Chris Cook, UNC Greensboro  
DH Chris Mittendorf, UNC Greensboro

**2002**  
P Brett Lewis, Georgia Southern (MVP)  
C Matt Lauderdale, College of Charleston  
1B Carlos Love, Georgia Southern  
2B Jack Arroyo, College of Charleston  
SS Jemel Spearman, Georgia Southern  
3B Lee Curtis, College of Charleston  
OF Craig Caudill, Furman  
OF J.R. Revere, Georgia Southern

OF Kirk Strebin, UNC Greensboro  
OF Brett Anderson, College of Charleston  
OF Matt Herring, Georgia Southern  
DH Coogie Freedman, Furman

**2003**  
P Ryan Basner, Western Carolina  
C A.J. Zickgraf, Georgia Southern  
1B Jon Wade, VMI  
2B Brandon Burnsed, Georgia Southern  
SS Lee Curtis, College of Charleston  
3B Chris Davis, Western Carolina  
OF Ryan Gordon, UNC Greensboro  
OF Brandon Long, Georgia Southern  
OF Matt Nelson, Western Carolina  
DH Brian Sigmon, Western Carolina (MVP)

**2004**  
P Jonathan Ellis, The Citadel (MVP)  
C Brian Sigmon, Western Carolina  
1B Chip Cannon, The Citadel  
2B Jon Aughey, The Citadel  
SS Chris Davis, Western Carolina  
3B Chris Ard, The Citadel  
OF Denver Edick, Western Carolina  
OF Matt Covington, The Citadel  
OF Byron Barber, College of Charleston  
OF Andy Phillips, The Citadel  
DH Mark Egleton, The Citadel

**2005**  
P Nick Hollstegge, Furman (MVP)  
C Flint Wipke, Georgia Southern  
1B Case Cassidy, Furman  
2B Chris Campbell, College of Charleston  
SS Matt Matulia, The Citadel  
3B Matthew Betsill, Furman  
OF Brett Gardner, College of Charleston  
OF James Payne, Georgia Southern  
OF Brent Stephens, Georgia Southern  
DH Sam McLain, Furman

**2006**  
P Nick Chigges, College of Charleston (co-MVP)  
C Alex Garabedian, College of Charleston  
1B Trey Daniel, Western Carolina  
2B Chris Campbell, College of Charleston  
SS Jess Easterling, College of Charleston (co-MVP)  
3B Adam Weaver, Elon  
OF Chris Swauger, The Citadel  
OF Larry Cobb, College of Charleston  
OF Chris Price, Elon  
DH Sonny Meade, The Citadel

**2007**  
P Ben Austin, Wofford  
C Richard Jones, The Citadel  
1B Zach Brown, The Citadel  
2B Eric Strukie, Wofford  
SS Mike Gilmartin, Wofford  
3B Brandon Waring, Wofford (MVP)  
OF Pat Irvine, Elon  
OF Sean Snell, UNC Greensboro  
OF Chris Swauger, The Citadel  
DH Andrew Franco, Appalachian State

**2008**  
P Mike Lynn, College of Charleston  
C Dallas Tarleton, Elon  
1B Jay Jackson, Furman  
2B Tim Carrier, UNC Greensboro  
SS Chase Austin, Elon  
3B Bennett Davis, Elon  
OF Stuart Haywood, College of Charleston  
OF Chris Shehan, Georgia Southern  
OF Cory Harilchak, Elon (MVP)  
DH Greg Feltes, UNC Greensboro

INTRODUCTION

SOUTHERN CONFERENCE

TEAM PROFILES

2008 IN REVIEW

HISTORY

AWARDS

RECORDS

# AWARDS AND HONORS

## SoCon YEARLY COACHES AWARDS

### SoCon Player of the Year

1972	Reggie Dunnavant, Richmond
1973	Steve Arrington, The Citadel
1974	Mike Ramsey, Appalachian State
1975	George Weicker, Davidson
1976	Richard Wieters, The Citadel
1977	Richard Wieters, The Citadel
1978	Wayne Tolleson, Western Carolina
1979	Randy Ingle, Appalachian State
1980	Gary Robinette, East Tennessee State
1981	Mel Kinsey, Western Carolina
1982	Bill White, The Citadel
1983	Mike Cherry, The Citadel
1984	Tony Welborn, Appalachian State
1985	Scott Gay, Western Carolina
1986	Len Stratton, Appalachian State
1987	Clint Fairey, Western Carolina
1988	Clint Fairey, Western Carolina
1989	Clint Fairey, Western Carolina and Scott Waugh, Appalachian State
1990	Grant Brittain, Western Carolina
1991	Kevin Bellomo, Western Carolina
1992	Matt Raleigh, Western Carolina
1993	Todd Greene, Georgia Southern
1994	Mike Tidick, Western Carolina
1995	Steve Wilson, Georgia Southern
1996	Tommy Peterman, Georgia Southern
1997	Alex Tolbert, Western Carolina
1998	Martin Barrow, Western Carolina
1999	Chris Moore, Western Carolina
2000	Matt Easterday, Georgia Southern
2001	Philip Hartig, The Citadel
2002	Lee Curtis, Coll. of Charleston
2003	Alan Beck, Western Carolina
2004	Caleb Moore, East Tennessee State
2005	Jay Heafner, Davidson
2006	A.J. Davidiuk, Furman
2007	Kenny Smith, Western Carolina
2008	Jeremie Tice, Coll. of Charleston

### SoCon Pitcher of the Year

1989	Pete Palmer, Appalachian State
1990	Ken Britt, The Citadel
1991	Will Ertel, Furman
1992	Gettys Glaze, The Citadel
1993	Paul Thornton, Georgia Southern
1994	Jason Beverlin, Western Carolina
1995	William Rushing, Georgia Southern
1996	Julio Ayala, Georgia Southern
1997	Tod Lee, Georgia Southern
1998	Mark DiFelice, Western Carolina
1999	Brian Wiley, The Citadel
2000	David Ray, Georgia Southern
2001	Eric Talbert, The Citadel
2002	Randy Corn, The Citadel
2003	Tom Mastny, Furman
2004	Ryan Johnson, Coll. of Charleston
2005	Brett Harker, Coll. of Charleston
2006	Nick Chigges, Coll. of Charleston
2007	Nick Chigges, Coll. of Charleston
2008	Steven Hensley, Elon

### SoCon Freshman of the Year

1980	John Marshall, Davidson
1981	Jeff Montgomery, Marshall
1982	Jack Cheek-Fagan, Furman and Mike Lamore, VMI
1983	Brian Tebo, Western Carolina
1984	Fred Hailey, Western Carolina
1985	Bill Masse, Davidson
1986	Will Edwards, East Tennessee State
1987	Jim Piekutowski, Furman
1988	Scott Waugh, Appalachian State
1989	Gettys Glaze, The Citadel
	Johnny McCraw, Appalachian State and Matt Raleigh, Western Carolina
1990	Rob Doherty, Western Carolina
1991	Phillip Grundy, Western Carolina
1992	Shane Spears, Furman
1993	Kenny Osborne, Appalachian State

1994	Tommy Peterman, Georgia Southern
1995	Tod Lee, Georgia Southern
1996	David Noyce, Furman
1997	Rodney Hancock, The Citadel
1998	Philip Hartig, The Citadel
1999	Brett Lewis, Georgia Southern
2000	Ryan Gordon, UNC Greensboro
2001	Derek Norman, Furman
2002	Matt Lein, Wofford
2003	Kelly Sweppenhiser, VMI
2004	Chris Campbell, Coll. of Charleston
2005	Steven Strausbaugh, Western Carolina
2006	Steven Hensley, Elon
2007	Richard Jones, The Citadel
2008	Thomas Girdwood, Elon

### SoCon Coach of the Year

1972	Chuck Boone, Richmond
1975	Chal Port, The Citadel
1976	Tom Wall, Furman
1977	Monte Little, East Carolina
1978	Jack Cook, Marshall
1979	Chal Port, The Citadel
1980	Charley Lodes, East Tennessee State
1981	Bill Hayward, Western Carolina
1982	Chal Port, The Citadel and Donny White, VMI
1983	Chal Port, The Citadel
1984	Jim Morris, Appalachian State
1985	George Greer, Davidson
1986	Harold Stout, East Tennessee State
1987	Jack Leggett, Western Carolina
1988	Paul Maini, VMI
1989	Jack Cook, Marshall
1990	Chal Port, The Citadel
1991	Chal Port, The Citadel
1992	Keith LeClair, Western Carolina
1993	Jack Stallings, Georgia Southern
1994	Keith LeClair, Western Carolina
1995	Fred Jordan, The Citadel
1996	Jack Stallings, Georgia Southern
1997	Keith LeClair, Western Carolina
1998	Mike Gaski, UNC Greensboro
1999	Fred Jordan, The Citadel
2000	Rodney Hennon, Georgia Southern
2001	Rodney Hennon, Georgia Southern
2002	Todd Raleigh, Western Carolina
2003	Tom Slater, VMI
2004	John Pawlowski, Coll. of Charleston
2005	John Pawlowski, Coll. of Charleston
2006	Mike Kennedy, Elon
2007	John Pawlowski, Coll. of Charleston
2008	Mike Kennedy, Elon

### SoCon Tournament MVPs

1984	Rusty Weaver, Appalachian State
1985	Mike Carson, Western Carolina
1986	David Hyatt, Western Carolina
1987	Clint Fairey, Western Carolina
1988	Keith LeClair, Western Carolina
1989	Paul Menhart, Western Carolina
1990	Billy Baker, The Citadel
1991	Brent Williams, Furman
1992	Joey Cox, Western Carolina
1993	Phillip Grundy, Western Carolina
1994	Jermaine Shuler, The Citadel
1995	Donald Morillo, The Citadel
1996	Mark Hamlin, Georgia Southern
1997	JP Burwell, Western Carolina
1998	Brian Rogers, The Citadel
1999	Rodney Hancock, The Citadel
2000	Matt Easterday, Georgia Southern
2001	Randy Corn, The Citadel
2002	Brett Lewis, Georgia Southern
2003	Brian Sigmom, Western Carolina
2004	Jonathan Ellis, The Citadel
2005	Nick Hollstegge, Furman
2006	Nick Chigges, Coll. of Charleston and Jess Easterling, Coll. of Charleston
2007	Brandon Waring, Wofford
2008	Cory Harrilchak, Elon

### Academic All-Americans

(Current Schools Only)

1971	John Campbell, Furman (OF), 2nd
1979	Gary Robinette, East Tennessee St. (3B), 1st
1980	Gary Robinette, East Tennessee St. (3B), 1st
1980	John Porter, Davidson (OF), 1st
1981	John Porter, Davidson (OF), 1st
1983	David Hill, W. Carolina (OF), 1st
1983	Greg Johnson, W. Carolina (C), 1st
1984	Jamie Harris, Appalachian St. (2B), 1st
1986	David Hyatt, W. Carolina (1B), 3rd
1992	Rodney Hennon, W. Carolina (2B), 1st
1992	Rob Goecker, Furman (SS), 2nd
1992	Jack Kimel, W. Carolina (P), 2nd
1993	Rodney Hennon, W. Carolina (2B), 2nd
1999	Joey Foxhall, Coll. of Charleston (IF), 1st
1999	Brian Wiley, The Citadel (P), 2nd
1999	Travis Howell, Coll. of Charleston (OF), 2nd
2000	Wes Self, Davidson (P), 2nd
2000	Ben Brown, Davidson (IF), 2nd
2001	Wes Self, Davidson (P), 3rd
2002	Ryan Schade, W. Carolina (SS), 1st
2002	Randy Corn, The Citadel (P), 1st
2002	Tim Frend, Davidson (OF), 3rd
2003	Jon Stallsmith, Furman (P), 1st
2004	David Dufour, Wofford (DH), 1st
2004	Gary Morris, Elon (2B), 2nd
2004	Phillip Coker, Coll. of Charleston (C), 2nd
2004	Brett Anderson, Coll. of Charleston (1B), 2nd
2005	Phillip Coker, Coll. of Charleston (OF), 1st
2005	Brett Anderson, Coll. of Charleston (DH), 1st
2006	Phillip Coker, Coll. of Charleston (OF), 1st
2006	Patrick Currin, UNC Greensboro (P), 2nd
2007	Chris Swauger, The Citadel (OF), 3rd
2008	Chris Swauger, The Citadel (OF), 2nd

### ABCA All-Americans

(2nd and 3rd Team listed for current schools only)

1949	Charles Teague, Wake Forest (2B), 1st
1949	Gene Hooks, Wake Forest (3B), 1st
1950	Charles Teague, Wake Forest (2B), 1st
1951	Dick Groat, Duke (SS), 1st
1952	William Werber, Duke (1B), 1st
1952	Dick Groat, Duke (SS), 1st
1961	Edward Tekavec, West Virginia (3B), 1st
1963	Bobby Stewart, Richmond (OF), 1st
1964	Bill Marovic, West Virginia (OF), 1st
1975	Mike Ramsey, Appalachian St. (SS), 1st
1975	George Weicker, Davidson (DH), 1st
1977	Keith Ebersole, W. Carolina (1B), 3rd
1979	Randy Ingle, Appalachian St. (SS), 1st
1982	Kirk Bailey, Appalachian St. (P), 1st
1984	Pete Hardee, Appalachian St. (P), 3rd
1987	Bill Masse, Davidson (OF), 2nd
1987	Clint Fairey, W. Carolina (1B), 3rd
1988	Darron Healey, Appalachian St. (DH), 2nd
1990	Grant Brittain, W. Carolina (2B), 1st
1990	Anthony Jenkins, The Citadel (OF), 1st
1991	Kevin Bellomo, W. Carolina (OF), 2nd
1992	Todd Greene, Georgia Southern (OF), 1st
1993	Paul Thornton, Georgia Southern (P), 2nd
1993	Todd Greene, Georgia Southern (OF), 1st
1993	Phillip Grundy, W. Carolina (3B), 2nd
1994	Jason Beverlin, W. Carolina (P), 2nd
1995	Steve Wilson, Georgia Southern (C), 2nd
1997	Tod Lee, Georgia Southern (P), 2nd
2005	Chris Campbell, Coll. of Charleston (2B), 1st
2005	Brett Gardner, Coll. of Charleston (OF), 1st
2007	Rob Wilson, Davidson (DH)
2007	Michael Harrington, Coll. of Charleston (OF), 2nd
2007	Nick Chigges, Coll. of Charleston (P), 2nd
2007	Ben Lasater, Coll. of Charleston (INF), 2nd
2008	Chris Shehan, Georgia Southern (OF), 1st
2008	Jeremie Tice, Coll. of Charleston (3B), 2nd
2008	Ty Wright, Georgia Southern (DH), 2nd

### ABCA All-Atlantic Region

(Current Schools Only)

1973	Mike Ramsey, Appalachian St. (SS), 1st
1973	Steve Anspaugh, Appalachian St. (P), 2nd
1974	Mike Ramsey, Appalachian St. (SS), 1st
1974	Butch Dziadul, Appalachian St. (3B), 3rd
1975	Mike Ramsey, Appalachian St. (SS), 1st
1976	Randy Ingram, Appalachian St. (3B), 2nd
1977	Keith Ebersole, W. Carolina (1B), 1st
1977	Jerry Reed, W. Carolina (P), 2nd
1977	Wayne Tolleson, W. Carolina (SS), 2nd
1977	Ron Browler, Appalachian St. (1B), 3rd
1977	Chris Plemmons, Appalachian St. (2B), 3rd
1977	Randy Ingram, Appalachian St. (3B), 1st
1978	Wayne Tolleson, W. Carolina (SS), 1st
1978	Keith Ebersole, W. Carolina (1B), 2nd
1978	Joey Moffitt, Appalachian St. (OF), 2nd
1978	Chris Plemmons, Appalachian St. (2B), 2nd



# AWARDS AND HONORS

1978 Randy Ingram, Appalachian St. (3B), 1st  
 1978 Ron Brower, Appalachian St. (1B), 2nd  
 1979 Randy Ingle, Appalachian St. (SS), 1st  
 1980 Willie Carpenter, W. Carolina (OF), 1st  
 1980 Joey Moffitt, Appalachian St. (OF), 2nd  
 1980 Mike Hobbs, Appalachian St. (OF), 3rd  
 1981 Tom Sams, Appalachian St. (2B), 2nd  
 1981 Robbie Peele, Appalachian St. (OF), 3rd  
 1982 Kirk Bailey, Appalachian St. (P), 1st  
 1983 Robbie Peele, Appalachian St. (OF), 3rd  
 1984 Pete Hardee, Appalachian St. (P), 1st  
 1984 Tony Wellborn, Appalachian St. (OF), 3rd  
 1986 Eddy Halleman, Furman (OF), 1st  
 1986 Pat Riley, W. Carolina (C), 2nd  
 1986 Lenny Stratton, Appalachian St. (P), 1st  
 1987 Clint Fairey, W. Carolina (1B), 1st  
 1988 Darron Healey, Appalachian St. (DH), 1st  
 1989 Clint Fairey, W. Carolina (1B), 1st  
 1989 Garrett Hinshaw, Appalachian St. (OF), 1st  
 1990 Grant Brittain, W. Carolina (2B), 1st  
 1990 Ken Britt, The Citadel (P), 1st  
 1990 Anthony Jenkins, The Citadel (OF), 1st  
 1991 Kevin Bellomo, W. Carolina (OF), 1st  
 1991 Will Ertel, Furman (P), 1st  
 1991 Phillip Grundy, W. Carolina (3B), 2nd  
 1991 Matt Raleigh, W. Carolina (SS), 2nd  
 1992 Joey Cox, W. Carolina (OF), 1st  
 1992 Todd Greene, Georgia Southern (OF), 1st  
 1992 Matt Raleigh, W. Carolina (SS), 1st  
 1992 Dan Kyslinger, W. Carolina (P), 2nd  
 1992 Gettys Glaze, The Citadel (P), 1st  
 1993 Phillip Grundy, W. Carolina (3B), 1st  
 1993 Jason Beverlin, W. Carolina (P), 2nd  
 1993 Paul Thornton, Georgia Southern (P), 1st  
 1993 Todd Greene, Georgia Southern (OF), 1st  
 1994 Jason Beverlin, W. Carolina (P), 1st  
 1994 Mike Manning, W. Carolina (P), 2nd  
 1994 Mike Tidick, W. Carolina (OF), 2nd  
 1994 Matt Wilson, Georgia Southern (2B), 2nd  
 1995 Jody Henson, W. Carolina (OF), 1st  
 1995 Steve Wilson, Georgia Southern (C), 1st  
 1995 Donald Morillo, The Citadel (P), 1st  
 1995 Britt Reames, The Citadel (P), 1st  
 1995 Garrick Haltiwanger, The Citadel (OF), 1st  
 1996 Tod Lee, Georgia Southern (P), 1st  
 1996 Tommy Peterman, Georgia Southern (1B), 1st  
 1996 Julio Ayala, Georgia Southern (P), 2nd  
 1996 Alex Tolbert, W. Carolina (1B), 2nd  
 1996 Antoine Moran, Georgia Southern (OF), 2nd  
 1997 Tod Lee, Georgia Southern (P), 1st  
 1997 Alex Tolbert, W. Carolina (1B), 1st  
 1997 Ryan Butler, The Citadel (1B), 2nd  
 1997 Jeremy Bruce, W. Carolina (3B), 2nd  
 1997 J.P. Burwell, W. Carolina (C), 2nd  
 1997 Steve Walson, Georgia Southern (DH), 2nd  
 1998 Mike DeSimone, Davidson (DH), 2nd  
 1999 Jody Pollock, Georgia Southern (2B), 2nd  
 2002 Brett Spivey, Coll. of Charleston (OF), 2nd  
 2004 Jared Greenwood, W. Carolina (1B), 1st  
 2004 Gary Morris, Elon (2B), 2nd  
 2005 Chris Campbell, Coll. of Charleston (2B), 1st  
 2005 Brett Gardner, Coll. of Charleston (OF), 1st  
 2005 James Payne, Georgia Southern (OF), 2nd  
 2005 Steven Strausbaugh, W. Carolina (OF), 2nd  
 2005 Brett Harker, Coll. of Charleston (RP), 2nd  
 2006 Robert Rodebaugh, Elon, 1st  
 2006 A.J. Davidiuk, Furman, 1st  
 2006 Steven Strausbaugh, W. Carolina, 1st  
 2006 Nick Chiggies, Coll. of Charleston, 1st  
 2006 Brandon Waring (3B), Wofford, 1st  
 2007 Michael Harrington, Coll. of Charleston (OF), 1st  
 2007 Nick Chiggies, Coll. of Charleston (P), 1st  
 2007 Kenny Smith, Western Carolina (2B), 2nd  
 2007 Ben Lasater, Coll. of Charleston (3B), 2nd  
 2007 Rob Wilson, Davidson (DH), 2nd  
 2008 Jeremie Tice, Coll. of Charleston (3B), 1st  
 2008 Chris Shehan, Georgia Southern (OF), 1st  
 2008 Ty Wright, Georgia Southern (DH/Utility), 1st  
 2008 Cory Harrilchak, Elon (OF), 2nd  
 2008 Steven Hensley, Elon (P), 2nd

## ABCA Atlantic Region Coach of the Year (Current Schools Only)

1987 Jack Leggett, W. Carolina

## Baseball America All-Americans (Current Schools Only)

1983 Mike Cherry, The Citadel (P), 1st  
 1984 Pete Hardee, Appalachian St. (P), 3rd  
 1988 Darron Healey, Appalachian St. (DH), 2nd  
 1993 Todd Greene, Georgia Southern (OF), 3rd  
 1994 Jason Beverlin, W. Carolina (P), 2nd  
 1996 Julio Ayala, Georgia Southern (P), 3rd  
 2005 Chris Campbell, Coll. of Charleston (2B), 2nd

2005 Brett Gardner, Coll. of Charleston (OF), 3rd  
 2007 Brandon Waring, Wofford (3B), 2nd  
 2008 Chris Shehan, Georgia Southern (OF), 1st

## Baseball America Freshman All-Americans

1994 Tommy Peterman, Georgia Southern (DH), 1st  
 1996 David Noyce, Furman (P), 2nd  
 1997 Rodney Hancock, The Citadel (UT/P), 2nd  
 2000 Ryan Gordon, UNC Greensboro (UT), 2nd  
 2004 Chris Campbell, Coll. of Charleston (2B), 1st  
 2005 Steven Strausbaugh, W. Carolina (OF), 1st

## Collegiate Baseball/Louisville Slugger All-America (Current Schools Only)

1975 Mike Ramsey, Appalachian St. (SS), 1st  
 1984 Pete Hardee, Appalachian St. (P), 3rd  
 1992 Matt Raleigh, W. Carolina (SS), 2nd  
 1992 Todd Greene, Georgia Southern (OF), 3rd  
 1993 Paul Thornton, Georgia Southern (P), 1st  
 1993 Todd Greene, Georgia Southern (OF), 2nd  
 1994 Jason Beverlin, W. Carolina (P), 3rd  
 1995 William Rushing, Georgia Southern (P), 3rd  
 1996 Tod Lee, Georgia Southern (P), 2nd  
 1996 Tommy Peterman, Georgia Southern (1B), 3rd  
 1997 Tod Lee, Georgia Southern (P), 2nd  
 1999 Brian Wiley, The Citadel (P), 3rd  
 1999 Billy Colome, Coll. of Charleston (2B), 3rd  
 1999 Chris Moore, W. Carolina (SS), 3rd  
 1999 Rodney Hancock, The Citadel (UT), 3rd  
 2000 Matt Easterday, Georgia Southern (2B), 1st  
 2000 Philip Hartig, The Citadel (1B), 2nd  
 2001 Randy Corn, The Citadel (P), 2nd  
 2001 Philip Hartig, The Citadel (1B), 3rd  
 2002 Scooter Michael, UNC Greensboro (P), 3rd  
 2002 Lee Curtis, Coll. of Charleston (3B), 2nd  
 2002 Randy Corn, The Citadel (P), 3rd  
 2003 Ryan Gordon, UNC Greensboro (DH), 1st  
 2003 Lee Curtis, Coll. of Charleston (2B), 2nd  
 2003 Tom Mastny, Furman (P), 3rd  
 2004 Caleb Moore, East Tennessee St. (C), 2nd  
 2004 Ryan Johnson, Coll. of Charleston (RHP), 3rd  
 2004 Chip Cannon, The Citadel (1B), 3rd  
 2004 D.J. Wabick, Coll. of Charleston (C), 3rd  
 2005 Brett Harker, Coll. of Charleston (RP), 3rd  
 2005 Chris Campbell, Coll. of Charleston (2B), 3rd  
 2005 Jay Heafner, Davidson (3B), 3rd  
 2006 Nick Chiggies, Coll. of Charleston (SP), 2nd  
 2007 Brandon Waring, Wofford (3B), 1st  
 2007 Kenny Smith, Western Carolina (2B), 2nd  
 2007 Nick Chiggies, Coll. of Charleston (SP), 3rd  
 2007 David Rubinstein, Appalachian State (OF), 3rd  
 2008 Jeremie Tice, Coll. of Charleston (3B), 1st  
 2008 Steven Hensley, Elon (P), 3rd  
 2008 Michael Harrington, Coll. of Charleston (1B), 3rd  
 2008 Brandon Sizemore, Coll. of Charleston (2B), 3rd

## Collegiate Baseball/Louisville Slugger Freshman All-America

1995 Tod Lee, Georgia Southern (P)  
 1996 David Noyce, Furman (P)  
 1996 Chris Moore, W. Carolina (3B)  
 1996 Steve Walson, Georgia Southern (DH), HM  
 1997 Rodney Hancock, The Citadel (OF)  
 1997 Jody Jenkins, East Tennessee St. (C), HM  
 1998 Philip Hartig, The Citadel (1B)  
 1998 Ted Toler, UNC Greensboro (P), HM  
 1998 Stephen Crater, Appalachian St. (C), HM  
 1999 Brett Lewis, Georgia Southern (P)  
 2000 Ryan Gordon, UNC Greensboro (UT)  
 2001 Scooter Michael, UNC Greensboro (P), HM  
 2001 Derek Norman, Furman (3B), HM  
 2001 Jasha Balcom, Coll. of Charleston (OF), HM  
 2001 Wes Self, Davidson (P)  
 2002 Matt Lein, Wofford (3B)  
 2002 Brett Anderson, Coll. of Charleston (OF), HM  
 2002 Michael Giroud, East Tennessee St. (3B), HM  
 2003 John Carroll, Georgia Southern (P)  
 2003 Chris Mason, UNC Greensboro (P)  
 2003 Kelly Sweppenhiser, VMI (3B)  
 2004 Nick Chiggies, Coll. of Charleston (RHP)  
 2004 Chris Campbell, Coll. of Charleston (2B)  
 2005 Danny Meszaros, Coll. of Charleston (RP)  
 2005 Steven Strausbaugh, W. Carolina (OF)  
 2006 Steven Hensley, Elon (SP)  
 2006 J.D. Melton, Wofford (RP)  
 2006 Matt Miller, Georgia Southern (OF)  
 2007 Russ Tomlinson, Coll. of Charleston (SP)  
 2007 Richard Jones, The Citadel (C/DH)  
 2007 Michael Gilmartin, Wofford (2B)  
 2008 Thomas Girdwood, Elon (RP)  
 2008 Jake Williams, Wofford (OF)  
 2008 Reese Wade, Furman (OF)

## Collegiate Baseball/Louisville Slugger Player of the Week

1996 Tommy Peterman, Georgia Southern (1B), 4/15  
 1997 Gus Quattlebaum, Davidson (OF), 2/17  
 1997 Michael Holder, Georgia Southern (C), 3/3  
 1997 Curt Beerman, The Citadel (OF), 3/25  
 1999 Rodney Hancock, The Citadel (P), 5/17  
 1999 Rodney Hancock, The Citadel (P), 5/24  
 2001 Wes Self, Davidson (P), 2/18  
 2002 T.A. Fulmer, The Citadel (P), 4/2  
 2002 Lee Curtis, Coll. of Charleston (3B), 5/13  
 2005 Chris Mason, UNC Greensboro (P), 3/28  
 2006 Blake Murphy, W. Carolina (C), 3/27  
 2006 Jonathan Greene, W. Carolina (3B), 5/22  
 2007 Brandon Waring, Wofford (3B), 2/19  
 2007 Blake Murphy, W. Carolina (C), 5/14  
 2007 Brandon Waring, Wofford (3B), 5/28  
 2008 Chris Shehan, Georgia Southern (OF), 3/17  
 2008 Michael Harrington, Coll. of Charleston (1B), 5/12  
 2008 Jeremie Tice, Coll. of Charleston (3B), 5/19

## NCBWA All-America Team

1993 Todd Greene, Georgia Southern (OF), 1st  
 1994 Jason Beverlin, W. Carolina (P), 2nd  
 1994 Kevin Hallman, Georgia Southern (3B), 3rd  
 1995 William Rushing, Georgia Southern (P), 3rd  
 1995 Steve Wilson, Georgia Southern (C), 3rd  
 1995 Donald Morril, The Citadel (P), HM  
 1995 Chris Pollard, Davidson (P), HM  
 1996 Tommy Peterman, Georgia Southern (1B), 1st  
 1996 Julio Ayala, Georgia Southern (P), 3rd  
 1996 Tod Lee, Georgia Southern (P), HM  
 1996 Steve Wilson, Georgia Southern (C), HM  
 1997 Tod Lee, Georgia Southern (P), 2nd  
 2002 Randy Corn, The Citadel (P), 2nd  
 2002 Lee Curtis, Coll. of Charleston (3B), 3rd  
 2002 Scooter Michael, UNC Greensboro (P), 3rd  
 2003 Tom Mastny, Furman (P), 2nd  
 2003 Lee Curtis, Coll. of Charleston (2B), 3rd  
 2004 Byron Barber, Coll. of Charleston (OF), 2nd  
 2004 Caleb Moore, East Tennessee St. (C), 3rd  
 2005 Chris Campbell, Coll. of Charleston (2B), 2nd  
 2005 Caleb Moore, East Tennessee St. (C), 2nd  
 2006 Nick Chiggies, Coll. of Charleston (SP), 2nd  
 2007 Nick Chiggies, Coll. of Charleston (SP), 3rd  
 2008 Chris Shehan, Georgia Southern (OF), 1st  
 2008 Jeremie Tice, Coll. of Charleston (3B), 2nd

## NCBWA Freshman All-America Team

2008 Jake Williams, Wofford (OF), 2nd  
 2008 Thomas Girdwood, Elon (RP), 2nd

## NCBWA National Player of the Week

2002 Ryan Schade, W. Carolina (SS), 2/19  
 2002 Matt Hamer, The Citadel (P), 3/12  
 2003 Matt Lauderdale, Coll. of Charleston (C), 4/15  
 2005 Grant Rembert, Elon (OF), 2/8  
 2006 Chris Swauger, The Citadel (OF), 2/21  
 2006 Trey McDaniel, W. Carolina (1B), 3/28  
 2006 Case Cassidy, Furman (1B), 4/25  
 2008 Ty Wright, Georgia Southern (OF), 4/29  
 2008 Jeremie Tice, Coll. of Charleston (3B), 5/20

## USA Today/Baseball Weekly All-America Team

2000 Chris Morris, The Citadel (OF), 1st

## College Baseball Insider.Com All-America Team

2003 Tom Mastny, Furman (P), 1st  
 2003 Lee Curtis, Coll. of Charleston (2B), 2nd  
 2004 Jonathan Ellis (P), Citadel, 2nd  
 2004 Byron Barber, Coll. of Charleston (OF), HM  
 2004 Brett Gardner, Coll. of Charleston (OF), HM  
 2004 Ryan Johnson, Coll. of Charleston (P), HM

## USA Today/Baseball Weekly Freshman All-America Team

2000 Ryan Gordon, UNC Greensboro (UT), 2nd

## Sporting News Coach of the Year

1990 Chal Port, The Citadel

## College World Series MVPs

1949 Charles Teague, Wake Forest (2B)

## NCAA All-College World Series (Current Schools Only)

1990 Anthony Jenkins, The Citadel (OF)  
 1990 Jason Rychlik, The Citadel (OF)

## NCAA Regional MVP (Current Schools Only)

1990 Atlantic Regional  
 Anthony Jenkins, The Citadel (OF)  
 2006 Lexington Regional  
 Alex Garabedian, College of Charleston (C)

INTRODUCTION

SOUTHERN CONFERENCE

TEAM PROFILES

2008 IN REVIEW

HISTORY

AWARDS

RECORDS

# SoCon RECORD BOOK

INTRODUCTION

SOUTHERN CONFERENCE

TEAM PROFILES

2008 IN REVIEW

HISTORY

AWARDS

RECORDS

## .400 CLUB

.477, Randy Ingle (ASU), 1979  
 .474, Bill White (CIT), 1982  
 .462, Darron Healey (ASU), 1988  
 .455, Caleb Moore (ETSU), 2004  
 .450, Joey Moffitt (ASU), 1978  
 .448, George Weicker (DAV), 1975  
 .448, Jay Heafner (DAV), 2005  
 .447, Brett Gardner (COFC), 2005  
 .446, Greg Weddle (VMI), 1986  
 .440, Matt Easterday (GSU), 2000  
 .438, Chris Shehan (GSU), 2008  
 .436, Greg Hill (MAR), 1983  
 .435, Kevin Bellomo (WCU), 1991  
 .432, Jimmy Powell (FUR), 1941  
 .432, Buzzy West (DAV), 1955  
 .430, Billy Masse (DAV), 1985  
 .430, Eddy Halleman (FUR), 1986  
 .429, Gordon Slade (DAV), 1968  
 .429, Tim Jones (CIT), 1985  
 .428, Chip Cook (MAR), 1985  
 .428, Grant Brittain (WCU), 1990  
 .427, Randy Ingram (ASU), 1978  
 .427, Jason Nixon (MAR), 1989  
 .426, Paul Popovich (WVU), 1960  
 .426, Benny Bienkowski (FUR), 1962  
 .426, Scott Waugh (ASU), 1990

.425, Lee Glaze (CIT), 1986  
 .425, Clint Fairey (WCU), 1986  
 .425, Chris Behne (ASU), 2000  
 .424, Phil Hubbard (VMI), 1982  
 .424, Alex Tolbert (WCU), 1996  
 .423, Keith Ebersole (WCU), 1977  
 .423, Robbie Peele (ASU), 1981  
 .423, Keith LeClair (WCU), 1988  
 .423, Brett Spivey (COFC), 2002  
 .422, Sam Pickens (FUR), 1962  
 .422, Allen Griffin (DAV), 1982  
 .420, Mike Knox (CIT), 1982  
 .420, Bill Swails (CIT), 1989  
 .419, Billy Morris (DAV), 1956  
 .419, Phil Chewing (FUR), 1960  
 .419, Steve Meredith (ETSU), 1988  
 .418, Richard Wieters (CIT), 1976  
 .418, Tony Martin (ETSU), 1983  
 .417, Allen Griffin (DAV), 1981  
 .416, Kim Arey (ASU), 1981  
 .416, Ryan Gordon (UNCG), 2003  
 .415, Scott Musgrave (ASU), 1996  
 .415, D.J. Wabick (COFC), 2005  
 .414, Terry Smith (FUR), 1982  
 .413, Buster Holland (CIT), 1969  
 .413, Matt Raleigh (WCU), 1991

.412, Byron Barber (COFC), 2004  
 .410, Alan Lewis (DAV), 1986  
 .410, Byron Barber (COFC), 2004  
 .410, Cory Harrilchak (Elon), 2008  
 .409, Robbie Morrison (MAR), 1986  
 .409, Lee Curtis (COFC), 2002  
 .407, Freddie Hailey (WCU), 1986  
 .407, James Payne (GSU), 2005  
 .406, Charles Thomas (WCU), 1999  
 .406, Lee Curtis (COFC), 2002  
 .405, Greg Johnson (WCU), 1983  
 .405, Clint Fairey (WCU), 1987  
 .404, Bill Marovic (WVU), 1964  
 .403, Dave Turgeon (DAV), 1987  
 .403, Anthony Jenkins (CIT), 1990  
 .402, Kip Hagwood (CIT), 1980  
 .401, Willando Ficklin (GSU), 1992  
 .401, Jody Henson (WCU), 1995  
 .401, Jeremy Bruce (WCU), 1997  
 .401, Brandon Waring (WOF), 2007  
 .401, Reese Wade (FUR), 2008  
 .400, Tom Sams (ASU), 1981  
 .400, Mel Kinsey (WCU), 1981  
 .400, Greg Dowling (GSU), 2005  
 .400, Chance Smith (CIT), 2005

## INDIVIDUAL SEASON BATTING

### Games Played

70, David Hyatt (WCU), 1985  
 67, Will Coker (CIT), 2004  
 67, Chris Ard (CIT), 2004  
 67, Chip Cannon (CIT), 2004  
 66, Jon Aughey (CIT), 2004  
 66, Garrick Haltiwanger (CIT), 1994  
 66, David Beckley (CIT), 1994  
 66, Jermaine Shuler (CIT), 1994  
 66, Josh Stackley (CIT), 2004  
 64, Rocky Baker (GSU), 2002  
 64, Jemel Spearman (GSU), 2002  
 64, Chris Walker (GSU), 2002  
 64, Alan Beck (WCU), 2003

### At-Bats

274, Jemel Spearman (GSU), 2002  
 274, Josh Stackley (CIT), 2004  
 273, Brett Gardner (COFC), 2005  
 272, Chris Walker (GSU), 2002  
 269, Chris Campbell (COFC), 2005  
 269, Nick Liles (WCU), 2008  
 268, Chris Ard (CIT), 2004  
 267, Mike Gilmartin (WOF), 2007  
 266, Rodney Hennon (WCU), 1993  
 265, Chris Campbell (COFC), 2007

### Runs Scored

85, Brett Gardner (COFC), 2005  
 84, Oliver Marmol (COFC), 2007  
 84, Chris Shehan (GSU), 2008  
 83, Eric Johnson (WCU), 1999  
 82, Jeremy Bruce (WCU), 1997  
 81, Chris Morris (CIT), 2000  
 80, Jeremie Tice (COFC), 2008  
 79, Chris Walker (GSU), 2002  
 78, Matt Easterday (GSU), 2000  
 77, Kevin Bellomo (WCU), 1991  
 77, Matt Raleigh (WCU), 1992

### Hits

122, Brett Gardner (COFC), 2005  
 108, D.J. Wabick (COFC), 2005  
 107, Matt Easterday (GSU), 2000  
 107, Byron Barber (COFC), 2004  
 102, Chris Campbell (COFC), 2005  
 102, Chris Campbell (COFC), 2007  
 101, Keith LeClair (WCU), 1988  
 101, Kevin Bellomo (WCU), 1991  
 100, Eric Johnson (WCU), 1999  
 99, Jeremy Bruce (WCU), 1997  
 99, Charles Thomas (WCU), 1999  
 99, Philip Hartig (CIT), 2000  
 99, Scott Henley (GSU), 2001  
 99, James Payne (GSU), 2005

### Doubles

31, Caleb Moore (ETSU), 2004  
 30, David Rubinstein (ASU), 2007  
 27, D.J. Wabick (COFC), 2005  
 26, Dustin Langley (GSU), 2000  
 26, Rod Goldston (WCU), 2003  
 26, Lee Curtis (COFC), 2003  
 25, Tyson Whitley (GSU), 1995  
 25, Alex Tolbert (WCU), 1996  
 25, Aaron Haigler (CIT), 1998  
 25, Andy Baxter (ETSU), 2001

### Triples

11, Lee Curtis (COFC), 2003  
 10, Dave Cardwell (ETSU), 1979  
 10, Mike Johnson (UTC), 1981  
 10, Marcos Velazquez (ETSU), 1982  
 10, Chris Swauger (CIT), 2006  
 9, Lee Curtis (COFC), 2002  
 9, Brett Gardner (COFC), 2004  
 8, Don Herman (GWU), 1959  
 8, Bryan Snyder (ETSU), 1981  
 8, Chris Campbell (COFC), 2007  
 8, Chris Dove (Elon), 2007



# SoCon RECORD BOOK

## Home Runs

27, Brandon Waring (WOF), 2007  
 26, Tommy Peterman (GSU), 1996  
 26, Steve Harris (WCU), 1999  
 26, Michael Harrington (COFC), 2008  
 25, Clint Fairey (WCU), 1988  
 25, Matt Raleigh (WCU), 1992  
 25, Jeremie Tice (COFC), 2008  
 22, Skip Nelloms (WCU), 1988  
 22, Chris Shehan (GSU), 2008  
 21, Mike Nipper (ETSU), 1983  
 21, Chris Moore (WCU), 1999  
 21, Jared Greenwood (WCU), 2004  
 21, A.J. Wirsberger (GSU), 2008

## Grand Slams

3, John Piepenbrink (MAR), 1990  
 3, Todd Buchanan (WCU), 2003  
 3, Dominic Franchini (FUR), 2003  
 3, A.J. Wirsberger (GSU), 2008  
 2, Tim Waters (DAV), 1986  
 2, Mikio Aoki (DAV), 1988  
 2, George Halter (DAV), 1988  
 2, Rick Green (CIT), 1990  
 2, Tim Kerns (DAV), 1993  
 2, Jeff Coker (DAV), 1997  
 2, Chip Cannon (CIT), 2004  
 2, Alex Entrekin (DAV), 2005  
 2, Eric Sturkie (WOF), 2006  
 2, Pat Irvine (Elon), 2007  
 2, Chris McGuinness (CIT), 2008

## RBI

87, Chris Campbell (COFC), 2005  
 86, Philip Hartig (CIT), 2000  
 84, Chris Moore (WCU), 1999  
 84, Scott Henley (GSU), 2001  
 84, Kenny Smith (WCU), 2007  
 83, Jody Pollock (GSU), 1999  
 83, Jeremie Tice (COFC), 2008  
 82, Tommy Peterman (GSU), 1996  
 82, Chris Campbell (COFC), 2007  
 82, Michael Harrington (COFC), 2008  
 82, Brandon Sizemore (COFC), 2008  
 82, Bennett Davis (ELON), 2008

## Total Bases

192, Jeremie Tice (COFC), 2008  
 189, Brandon Waring (WOF), 2007  
 189, Kenny Smith (WCU), 2007  
 187, Tommy Peterman (GSU), 1996  
 187, Matt Easterday (GSU), 2000  
 187, Chris Shehan (GSU), 2008  
 179, Keith LeClair (WCU), 1988  
 175, Philip Hartig (CIT), 2000  
 175, Chris Campbell (COFC), 2007  
 174, Lee Curtis (COFC), 2003

## Slugging Percentage

.897, Mike Nipper (ETSU), 1983  
 .851, Brandon Waring (WOF), 2007  
 .838, Jeremie Tice (COFC), 2008  
 .835, Chris Shehan (GSU), 2008  
 .810, George Weicker (DAV), 1975  
 .804, Pete Camelo (ASU), 1982  
 .786, Dave Turgeon (DAV), 1987  
 .781, Ty Wright (GSU), 2008  
 .776, Matt Raleigh (WCU), 1991  
 .773, Matt Raleigh (WCU), 1992

## Stolen Bases

84, Chris Morris (CIT), 2000  
 52, Chris Morris (CIT), 1999  
 50, Antoine Moran (GSU), 1996  
 49, Terrence Smalls (CIT), 1998  
 48, Chris Walker (GSU), 2002  
 46, Tim Jones (CIT), 1985  
 46, Eric Johnson (WCU), 1999  
 46, Billy Colome (COFC), 1999  
 41, Chris Walker (GSU), 2001  
 40, Josh Edgeworth (COFC), 2000

## Strikeouts

70, Chad Hayes (UNCG), 2001  
 69, Hugh Eden (DAV), 2008  
 67, Jason Randall (CIT), 2001  
 66, Brandon Waring (WOF), 2005  
 65, Kyle Jordan (CIT), 2008  
 65, Michael Seay (WOF), 2008  
 64, Brooks McFarland (GSU), 1994  
 63, Will Coker (CIT), 2004  
 62, Jon Aughey (CIT), 2004  
 62, Andrew Musashe (DAV), 2004  
 62, Kyle Jordan (CIT), 2007

## Bases on Balls

71, Chip Cannon, CIT, 2004  
 63, Dan McDonnell, CIT, 1992  
 62, Dan McDonnell, CIT, 1990  
 62, Chris Moore, WCU, 1998  
 61, Ricky Orton (UNCG), 2008  
 59, Matt Raleigh, WCU, 1992  
 59, Sy Jones, GSU, 1995  
 59, Alex Tolbert, WCU, 1997  
 57, Chris Morris, CIT, 1999  
 55, Mel Kinsey, WCU, 1983

## Hit by Pitch

32, Gary Morris (Elon), 2005  
 29, Graham Maiden (COFC), 2007  
 26, Byron Barber (COFC), 2004  
 24, James Payne (GSU), 2003  
 24, Byron Barber (COFC), 2004  
 22, Oliver Marmol (COFC), 2007  
 22, Jonathan Greene (WCU), 2007  
 22, Bennett Davis (ELON), 2008  
 21, Karl Morris (COFC), 2000  
 21, Daryl Byrd (CIT), 2001  
 21, Byron Barber (COFC), 2005

## Sacrifice Hits

21, Brett Gardner (COFC), 2004  
 17, Brett Gardner (COFC), 2005  
 16, Adam Weaver (Elon), 2007  
 15, Will Coker (CIT), 2004  
 15, Jess Easterling (COFC), 2004  
 15, Andrew Greene (FUR), 2005  
 15, Oliver Marmol (COFC), 2006  
 14, Chris Walker (GSU), 2001  
 14, Ben Terry (FUR), 2005  
 14, Joey Rodgers (FUR), 2007

## Sacrifice Flies

12, Tim Carrier (UNCG), 2008  
 11, Chris Campbell (COFC), 2006  
 10, Kirk Strebin (UNCG), 2003  
 9, Tavy Smalls (CIT), 2000  
 9, Chris Campbell (COFC), 2007  
 8, Tommy Peterman (GSU), 1996  
 8, Jess Easterling (COFC), 2004  
 8, Chris Price (Elon), 2006  
 8, Ryan Addison (Elon), 2006  
 8, Gregory Zage (DAV), 2006  
 8, Jordy Snyder (Elon), 2007

## Hitting Streaks

29, Billy Colome (COFC), 1999  
 28, Garrick Haltiwanger (CIT), 1995-96  
 28, Matt Easterday (GSU), 2000  
 27, Phil King (FUR), 1964-65  
 27, Scott Lyman (WCU), 1992-93  
 27, Chris Ard (CIT), 2003  
 27, A.J. Davidiuk (FUR), 2004-05  
 25, Tommy Green (ASU), 1988  
 25, Brett Gardner (COFC), 2005  
 25, Jason Hurst (GSU), 2004-05



Wofford's Brandon Waring set the Southern Conference single-season home run record in 2007 when he belted 27 round-trippers.

INTRODUCTION

SOUTHERN CONFERENCE

TEAM PROFILES

2008 IN REVIEW

HISTORY

AWARDS

RECORDS

# SoCon RECORD BOOK

## 200-HIT CLUB

360, Philip Hartig (CIT), 1998-01  
 355, Chris Campbell (COFC), 2004-07  
 326, Scott Henley (GSU), 1998-01  
 314, Chris Swauger (CIT), 2005-08  
 312, Greg Dowling (GSU), 2003-06  
 311, Chris Moore (WCU), 1996-99  
 302, Matt Raleigh (WCU), 1989-92  
 297, Brett Gardner (COFC), 2002-05  
 296, Chris Ard (CIT), 2002-05  
 295, Terrence Smalls (CIT), 1995-98  
 291, Bo Betchman (CIT), 1994-97  
 289, Phillip Coker (COFC), 2003-06  
 288, Derek Norman (FUR), 2001-04  
 286, Freddie Hailey (WCU), 1984-87  
 285, Alan Beck (WCU), 2000-03  
 284, Clint Fairey (WCU), 1986-89  
 272, Tim Frend (DAV), 1999-02  
 271, Todd Roper (WCU), 2001-04  
 270, Mike Tidick (WCU), 1991-94  
 266, Jon Aughey (CIT), 2002-05  
 264, Skip Nelloms (WCU), 1985-88  
 264, Brett Spivey (COFC), 2000-03  
 264, A.J. Davidiuk (FUR), 2003-06  
 263, Mike Carson (WCU), 1984-87  
 262, Martin Barrow (WCU), 1995-98  
 262, Ryan Gordon (UNCG), 2000-04  
 261, Rod Goldston (WCU), 2000-03  
 260, Shane Kirkley (WOF), 2005-08  
 258, Chris Catanzaro (VMI), 1998-01  
 258, Matt Matulia (CIT), 2003-06

257, David Beckley (CIT), 1993-96  
 257, Josh Stackley (CIT), 2002-05  
 251, Tyson Whitley (GSU), 1994-97  
 251, Sonny Meade (CIT), 2006-present  
 250, Jay Heafner (DAV), 2003-06  
 249, James Payne (GSU), 2002-05  
 249, Chris Price (Elon), 2003-06  
 248, Anthony Jenkins (CIT), 1987-90  
 247, Keith LeClair (WCU), 1985-88  
 246, Kevin Bellomo (WCU), 1988-91  
 246, Alex Tolbert (WCU), 1994-97  
 245, Jim Morrill (FUR), 1995-98  
 245, Chris Davis (WCU), 2002-05  
 244, Brett Anderson (COFC), 2002-05  
 244, Dom Franchini (FUR), 2001-04  
 244, Todd Buchanan (WCU), 2000-03  
 243, Lee Glaze (CIT), 1983-86  
 242, Ryan Butler (CIT), 1994-97  
 241, Caleb Moore (ETSU), 2002-05  
 239, Chris Behne (ASU), 1997-00  
 237, Tavy Smalls (CIT), 1997-00  
 235, Jody Wade (FUR), 1996-99  
 234, Ben Brown (DAV), 1997-00  
 232, Tony Martin (ETSU), 1980-83  
 232, Curt Beerman (CIT), 1994-97  
 230, Strat Stavrou (WOF), 1999-02  
 229, Tommy Green (ASU), 1984-88  
 229, Ryan Presnell (FUR), 1999-02  
 228, Scott Waugh (ASU), 1988-91

228, Chris Valdes (FUR), 1998-01  
 227, Dave Turgeon (DAV), 1984-87  
 226, Case Cassedy (FUR), 2003-06  
 225, Aaron Haigler (CIT), 1996-99  
 224, Garrick Haltiwanger (CIT), 1994-96  
 223, Danny Rueckel (FUR), 1999-02  
 223, Chip Cannon (CIT), 2001-04  
 221, Andrew Greene (FUR), 2004-06  
 219, Dan Martz (FUR), 1995-98  
 219, J.R. Revere (GSU), 1999-02  
 218, Louie Napoleon (VMI), 1993-96  
 218, Gettys Glaze (CIT), 1989-92  
 218, Alex Entrekin (DAV), 2003-06  
 216, Matt Herring (GSU), 2000-02  
 215, Drew Davis (Elon), 2004-07  
 214, Brad Edwards (DAV), 1994-97  
 213, Tom Sams (ASU), 1980-83  
 213, Clint Hill (FUR), 2000-03  
 213, Eli Benefield (DAV), 2002-05  
 212, San Navarro (DAV), 2002-05  
 210, Will Shellman (ASU), 1991-94  
 209, Wes Timmons (ASU), 1999-01  
 206, David Groseclose (VMI), 1992-95  
 206, Brendan Gilligan (GSU), 2000-03  
 205, James Bright (FUR), 1997-00  
 204, Shayne Byrne (ETSU), 2003-05  
 203, Ronnie Shore (DAV), 2003-06  
 202, David Griffin (CIT), 1999-02  
 200, Brett Anderson (COFC), 2002-05

## INDIVIDUAL CAREER BATTING

### Games Played

242, Matt Raleigh (WCU), 1989-92  
 240, Chris Campbell (COFC), 2004-07  
 239, Philip Hartig (CIT), 1998-01  
 238, Terrence Smalls (CIT), 1995-98  
 237, Chris Swauger (CIT), 2005-08  
 236, David Beckley (CIT), 1993-96  
 236, Bo Betchman (CIT), 1994-97  
 236, Matt Matulia (CIT), 2003-06  
 235, Brett Anderson (COFC), 2002-05  
 232, Josh Stackley (CIT), 2002-05

### At-Bats

999, Chris Campbell (COFC), 2004-07  
 983, Philip Hartig (CIT), 1998-01  
 934, Chris Swauger (CIT), 2005-08  
 918, Terrence Smalls (CIT), 1995-98  
 904, Scott Henley (GSU), 1998-01  
 891, Chris Ard (CIT), 2002-05  
 882, Josh Stackley (CIT), 2002-05  
 877, Jon Aughey (CIT), 2002-05  
 875, David Beckley (CIT), 1993-96  
 875, Bo Betchman (CIT), 1994-97  
 875, Todd Roper (WCU), 2001-04  
 875, Matt Matulia (CIT), 2003-06

### Runs Scored

251, Matt Raleigh (WCU), 1989-92  
 240, Chris Moore (WCU), 1996-99  
 229, Philip Hartig (CIT), 1998-01  
 222, Terrence Smalls (CIT), 1995-98  
 216, Freddie Hailey (WCU), 1984-87  
 216, Alan Beck (WCU), 2000-03  
 214, Brett Gardner (COFC), 2002-05  
 211, Chris Swauger (CIT), 2005-08  
 208, Phillip Coker (COFC), 2003-06  
 206, Chris Campbell (COFC), 2004-07

### Doubles

79, Chris Campbell (COFC), 2004-07  
 75, Philip Hartig (CIT), 1998-01  
 71, Chris Catanzaro (VMI), 1998-01  
 71, Chris Swauger (CIT), 2005-08  
 70, Rod Goldston (WCU), 2000-03  
 68, Chris Moore (WCU), 1996-99  
 63, Dustin Langley (GSU), 1998-00  
 63, Caleb Moore (ETSU), 2002-05  
 62, Mike Carson (WCU), 1984-87  
 61, Scott Henley (GSU), 1998-01  
 61, Derek Norman (FUR), 2001-04

### Triples

20, Lee Curtis (COFC), 2002-03  
 19, Tony Martin (ETSU), 1980-83  
 16, Ryan Gordon (UNCG), 2000-04  
 16, Brett Gardner (COFC), 2002-05  
 16, Chris Swauger (CIT), 2005-08  
 15, Martin Barrow (WCU), 1995-98  
 14, Anthony Jenkins (CIT), 1987-90  
 14, Louie Napoleon (VMI), 1993-96  
 14, Jody Wade (FUR), 1996-99  
 14, Philip Hartig (CIT), 1998-01  
 14, Chris Dove (Elon), 2007-08

### Home Runs

68, Matt Raleigh (WCU), 1989-92  
 64, Philip Hartig (CIT), 1998-01  
 61, Clint Fairey (WCU), 1986-89  
 51, Mike Nipper (ETSU), 1981-83  
 51, Tommy Peterman (GSU), 1994-96  
 51, Alex Tolbert (WCU), 1994-97  
 50, Chris Moore (WCU), 1996-99  
 50, Scott Henley (GSU), 1998-01  
 46, Skip Nelloms (WCU), 1985-88  
 45, Alan Beck (WCU), 2000-03

### Grand Slams

5, Todd Buchanan (WCU), 2000-03  
 3, Billy Masse (DAV), 1985-87  
 3, Tim Frend (DAV), 1999-02  
 3, Dominic Franchini (FUR), 2001-04  
 3, Chip Cannon (CIT), 2001-04  
 3, A.J. Wirnsberger (GSU), 2007-present

INTRODUCTION

SOUTHERN CONFERENCE

TEAM PROFILES

2008 IN REVIEW

HISTORY

AWARDS

RECORDS



# SoCon RECORD BOOK



*The Citadel's Philip Hartig (1998-2001) finished his career as the SoCon's all-time hits leader with 360.*

## Total Bases

655, Philip Hartig (CIT), 1998-01  
 580, Matt Raleigh (WCU), 1989-92  
 566, Chris Campbell (COFC), 2004-07  
 545, Chris Moore (WCU), 1996-99  
 539, Scott Henley (GSU), 1998-01  
 531, Chris Swauger (CIT), 2005-08  
 488, Alan Beck (WCU), 2000-03  
 480, Shane Kirkley (WOF), 2005-08  
 454, Tommy Peterman (GSU), 1994-96  
 451, Greg Dowling (GSU), 2003-06

## RBI

290, Philip Hartig (CIT), 1998-01  
 290, Chris Campbell (COFC), 2004-07  
 254, Chris Moore (WCU), 1996-99  
 239, Matt Raleigh (WCU), 1989-92  
 236, Scott Henley (GSU), 1998-01  
 222, Alan Beck (WCU), 2000-03  
 212, Skip Nelloms (WCU), 1985-88  
 206, Greg Dowling (GSU), 2003-06  
 199, Clint Fairey (WCU), 1986-89  
 198, Alex Tolbert (WCU), 1994-97

## Batting Average (minimum 250 AB)

.433, Bill White (CIT), 1980-82  
 .404, Randy Ingle (ASU), 1977-79  
 .404, Lee Curtis (COFC), 2002-03  
 .403, Keith Ebersole (WCU), 1977-78  
 .390, Robie Peele (ASU), 1981-83  
 .388, Greg Hill (MAR), 1980-83  
 .388, Clint Fairey (WCU), 1986-89

.383, Billy Masse (DAV), 1985-87  
 .383, Byron Barber (COFC), 2004-05  
 .381, Gordon Slade (DAV), 1968-70  
 .381, Ryan Gordon (UNCG), 2000-04

## Slugging Percentage

.742, Lee Curtis (COFC), 2002-03  
 .726, Todd Greene (GSU), 1992-93  
 .710, Billy Masse (DAV), 1985-87  
 .693, Matt Raleigh (WCU), 1989-92  
 .690, Tony Welborn (ASU), 1983-86  
 .682, Brandon Waring (WOF), 2005-07  
 .680, Ed Dubiel (ASU), 1986-87  
 .667, Philip Hartig (CIT), 1998-01  
 .664, Donovan Minero (WCU), 2001-02  
 .659, Alan Lewis (DAV), 1985-87

## Stolen Bases

147, Chris Morris (CIT), 1998-00  
 115, Terrence Smalls (CIT), 1995-98  
 106, Antoine Moran (GSU), 1994-97  
 103, David Beckley (CIT), 1993-96  
 103, Chris Walker (GSU), 1999-02  
 100, David Groseclose (VMI), 1992-95  
 99, Dan McDonnell (CIT), 1989-92  
 96, Jody Wade (FUR), 1996-99  
 96, Brett Gardner (COFC), 2002-05  
 92, Gary Sibayan (VMI), 1986-89

## Strikeouts

214, Jason Randall (CIT), 2000-03  
 195, Jon Aughey (CIT), 2002-05  
 193, David Beckley (CIT), 1993-96

186, Brett Anderson (COFC), 2002-05  
 185, Jeremiah Parvin (DAV), 1998-01  
 180, Jesse Martin (UNCG), 1999-02  
 179, Josh Stackley (CIT), 2002-05  
 178, Mark Hamlin (GSU), 1993-96  
 178, Tim Turner (ETSU), 2001-04  
 177, Tyson Whitley (GSU), 1994-97  
 177, Jesse Martin (UNCG), 1999-02

## Bases on Balls

185, Dan McDonnell (CIT), 1989-92  
 174, Bo Betchman (CIT), 1994-97  
 156, Chip Cannon (CIT), 2001-04  
 149, Sy Jones (GSU), 1993-96  
 144, Chris Moore (WCU), 1996-99  
 142, Alan Beck (WCU), 2000-03  
 140, Chris Swauger (CIT), 2005-08  
 138, Brendan Gilligan (GSU), 2000-03  
 137, Franco Martin, 1994-97  
 135, Stuart Jordan (CIT), 1998-01

## Hit by Pitch

62, J.R. Revere (GSU), 1999-02  
 56, James Payne (GSU), 2002-05  
 54, Oliver Marmol (COFC), 2005-07  
 51, Daryl Byrd (CIT), 1999-01  
 51, Brett Anderson (COFC), 2002-05  
 50, Carlos Love (GSU), 2000-03  
 49, Keith Munns (WOF), 2005-08  
 47, Wes Timmons (ASU), 1999-01  
 45, Gary Morris (Elon), 2004-05  
 45, Byron Barber (COFC), 2004-05  
 43, Chris Campbell (COFC), 2004-07

## Sacrifice Hits

53, Brett Gardner (COFC), 2002-05  
 38, Jess Easterling (COFC), 2004-06  
 38, Andrew Greene (FUR), 2003-06  
 38, Oliver Marmol (COFC), 2005-07  
 34, Phillip Coker (COFC), 2003-06  
 30, Adam Weaver (Elon), 2005-07  
 28, Chris Walker (GSU), 1999-02  
 28, Todd Roper (WCU), 2001-04  
 28, Matt Matulia (CIT), 2003-06  
 27, David Griffin (CIT), 1999-02  
 27, Andy Phillips (CIT), 2001-04  
 27, Will Coker (CIT), 2002-05

## Sacrifice Flies

28, Chris Campbell (COFC), 2004-07  
 21, Brandon Burns (GSU), 2001-04  
 20, Chris Price (Elon), 2004-06  
 18, Sonny Meade (CIT), 2006-present  
 16, Chris Swauger (CIT), 2005-08  
 15, D.J. Businger (FUR), 1995-98  
 15, Brandon Long (GSU), 2001-04  
 15, Adam Weaver (Elon), 2005-07  
 15, Shane Kirkley (WOF), 2005-08  
 14, Mark Hamlin (GSU), 1993-96  
 14, Scott Henley (GSU), 1998-01  
 14, Matt Herring (GSU), 2000-02  
 14, Derek Norman (FUR), 2001-04  
 14, Josh Stackley (CIT), 2002-05  
 14, Brett Anderson (COFC), 2002-05

# SoCon RECORD BOOK

INTRODUCTION

SOUTHERN CONFERENCE

TEAM PROFILES

2008 IN REVIEW

HISTORY

AWARDS

RECORDS

## 10-WIN CLUB

15, Julio Ayala (GSU), 1996  
 12, Mike Cherry (CIT), 1983  
 12, Pete Hardee (ASU), 1984  
 12, Scott Gay (WCU), 1985  
 12, Will Ertel (FUR), 1991  
 12, Jason Beverlin (WCU), 1993  
 12, Matt Baber (ETSU), 1999  
 12, David Ray (GSU), 2000  
 12, Scooter Michael (UNCG), 2002  
 12, Ryan Johnson (COFC), 2004  
 12, Jonathan Ellis (CIT), 2004  
 11, Moe Bauer (WF), 1950  
 11, Joe Graves (ETSU), 1981  
 11, Greg Wilcox (DAV), 1988  
 11, Jack Kimel (WCU), 1990  
 11, Phillip Grundy (WCU), 1991  
 11, Jason Beverlin (WCU), 1994  
 11, William Rushing (GSU), 1995  
 11, Chris Pollard (DAV), 1995  
 11, Mark DiFelice (WCU), 1998  
 11, Ron Colvard (CIT), 2000  
 11, Ian Ostlund (VMI), 2000  
 11, Brett Lewis (GSU), 2002  
 11, George Lehr (WOF), 2002  
 11, Ryan Johnson (COFC), 2002  
 11, Tom Mastny (FUR), 2003  
 11, Jarrett Santos (UNCG), 2003  
 11, Nick Chigges (COFC), 2006  
 11, Nick Chigges (COFC), 2007  
 11, Ben Austin (WOF), 2007  
 10, Jim Heise (WVU), 1955  
 10, John Katona (FUR), 1971  
 10, Doug Pounder (CIT), 1971  
 10, Mickey Britt (ECU), 1976  
 10, Jerry Reed (WCU), 1977  
 10, Jeff Andrews (ETSU), 1981  
 10, Scott Gay (WCU), 1984  
 10, Keith Smith (WCU), 1986  
 10, Ken Britt (CIT), 1990  
 10, Jack Kimel (WCU), 1992  
 10, Britt Reames (CIT), 1995  
 10, Mark DiFelice (WCU), 1997  
 10, Rodney Hancock (CIT), 1999  
 10, Matt Baber (ETSU), 2000  
 10, Derrick Hawk (WCU), 2003  
 10, Jeremy Hall (ETSU), 2005  
 10, Matt Chastain (Elon), 2006  
 10, Patrick Curran (UNCG), 2006  
 10, Everett Teaford (GSU), 2006  
 10, Garrett Sherrill (ASU), 2007  
 10, Steven Hensley (Elon), 2008

## INDIVIDUAL SEASON PITCHING

### 100 STRIKEOUT CLUB

172, William Rushing (GSU), 1995  
 159, Brian Wiley (CIT), 1998  
 159, Brian Rogers (CIT), 1998  
 154, Jason Beverlin (WCU), 1994  
 150, Brian Wiley (CIT), 1999  
 143, Julio Ayala (GSU), 1996  
 135, Britt Reames (CIT), 1994  
 135, Chris Mason (UNCG), 2005  
 132, Mike Cherry (CIT), 1983  
 131, Jonathan Ellis (CIT), 2004  
 127, Dick Almes (CIT), 1959  
 124, Clark Maxwell (WCU), 1995  
 123, John Radosevich (WVU), 1964  
 123, Britt Reames (CIT), 1995  
 123, Rodney Hancock (CIT), 1999  
 122, Brett Lewis (GSU), 1999  
 122, Brett Lewis (GSU), 2002  
 122, Everett Teaford (GSU), 2006  
 120, John Radosevich (WVU), 1965  
 119, Paul Chuma (WVU), 1959  
 118, Scott Gay (WCU), 1985  
 118, Dennis Dove (GSU), 2003  
 118, Everett Teaford (GSU), 2005  
 115, David Ray (GSU), 2000  
 113, Smitty Holland (CIT), 1966  
 113, William Rushing (GSU), 1994  
 113, Ryan Gordon (UNCG), 2000  
 113, Everett Teaford (GSU), 2004  
 112, Nick Chigges (COFC), 2007  
 111, Jim Heise (WVU), 1955  
 111, David Ray (GSU), 2000  
 110, Hank Bunnell (GWU), 1970  
 110, Mark DiFelice (WCU), 1998  
 109, John Katona (FUR), 1971  
 109, Jeff Keppen (GSU), 1997  
 107, Reid Casey (ETSU), 2001  
 107, Steven Hensley (Elon), 2007  
 106, Percy Sensabaugh (VMI), 1964  
 106, Tim Barr (DAV), 1977  
 106, Mike Cherry (CIT), 1982  
 106, Jason Beverlin (WCU), 1993  
 106, Jarrett Santos (UNCG), 2003  
 106, Tom Mastny (FUR), 2003  
 105, Jerry Meadows (WVU), 1967  
 105, Hal Baird (ECU), 1971  
 104, Gettys Glaze (CIT), 1992  
 104, Ryan Cummings (GSU), 1997  
 104, Matt Baber (ETSU), 2000  
 103, Tom Mastny (FUR), 2003  
 103, John Carroll (GSU), 2003  
 102, Clark Maxwell (WCU), 1997  
 102, Jared Burton (WCU), 2002  
 101, Clark Maxwell (WCU), 1996  
 101, Taft Cable (UNCG), 2000  
 101, Graham Godfrey (COFC), 2006  
 100, Matt Spade (MAR), 1994  
 100, Nick Chigges (COFC), 2006

### 100 INNING (SEASON) CLUB

160.0, William Rushing (GSU), 1995  
 152.0, Julio Ayala (GSU), 1996  
 136.1, Jonathan Ellis (CIT), 2004  
 133.2, Matt Baber (ETSU), 2000  
 132.1, Will Ertel (FUR), 1991  
 126.1, Brett Lewis (GSU), 2002  
 125.0, Ryan Basner (WCU), 2003  
 124.1, Jason Beverlin (WCU), 1994  
 124.0, Tom Mastny (FUR), 2003  
 123.1, Clark Maxwell (WCU), 1995  
 122.0, Clint Sauls (GSU), 1998  
 120.1, Everett Teaford (GSU), 2006  
 119.2, David Pember (WCU), 1999  
 119.2, Everett Teaford (GSU), 2005  
 119.1, Brett Lewis (GSU), 1999  
 119.0, Brian Rogers (CIT), 1998  
 118.2, Chris Mason (UNCG), 2005  
 117.1, Reid Casey (ETSU), 2001  
 116.2, Brett Lewis (GSU), 2000  
 116.0, Kyle Hadden (WOF), 2000  
 115.2, Nick Chigges (COFC), 2006  
 115.0, Chris Pollard (DAV), 1995  
 115.0, Clint Sauls (GSU), 1997  
 113.2, Jeff Keppen (GSU), 1995  
 113.2, Brett Lewis (GSU), 2001  
 113.1, Tim Barr (DAV), 1977  
 113.1, Scott Gay (WCU), 1985  
 113.1, Eric Talbert (CIT), 2001  
 112.0, Josh Lairsey (GSU), 2005  
 111.2, John Carroll (GSU), 2004  
 111.2, Jeremy Hall (ETSU), 2005  
 110.2, Reid Casey (ETSU), 2002  
 110.1, Phillip Grundy (WCU), 1992  
 110.1, George Lehr (WOF), 2000  
 110.0, Rodney Hancock (CIT), 1999  
 110.0, Tom Mastny (FUR), 2002  
 109.2, Tim Roth (GSU), 1994  
 109.2, Austin Redwine (WOF), 2007  
 109.0, Billy Baker (CIT), 1990  
 109.0, William Rushing (GSU), 1994  
 108.1, Everett Teaford (GSU), 2004  
 107.2, Ben Austin (WOF), 2007  
 107.1, Nick Chigges (COFC), 2007  
 106.2, Jim Heise (WVU), 1955  
 106.2, Drew Saberhagen (WCU), 2007  
 106.1, Jay Metzger (UNCG), 2002  
 106.1, George Lehr (WOF), 2002  
 105.2, Matt Chastain (Elon), 2006  
 105.1, Jason Beverlin (WCU), 1993  
 104.2, Wes Wrenn (CIT), 2007  
 104.1, Jim Carragher (GSU), 1993  
 104.1, Britt Reames (CIT), 1994  
 104.1, Jeremy Hall (ETSU), 2004  
 104.1, Dustin Evans (GSU), 2005  
 104.1, Ryan Flacon (UNCG), 2007  
 104.0, Brad Josey (WCU), 2003



# SoCon RECORD BOOK

103.2, Mickey Britt (ECU), 1976  
 103.2, Kirk Burnett (FUR), 1985  
 103.0, Toby David (FUR), 2001  
 103.0, Jared Burton (WCU), 2002  
 102.2, Clark Maxwell (WCU), 1997  
 102.2, Charlie Wentzky (COFC), 2000  
 102.1, Hank Bunnell (GWU), 1970  
 102.0, Ryan Cummings (GSU), 1996  
 102.0, George Lehr (WOF), 2001  
 101.2, Rex Havens (ETSU), 1991  
 101.1, Jack Kimel (WCU), 1990  
 101.1, Tate Osterman (WOF), 2001  
 101.1, Reid Price (COFC), 2004  
 101.0, Jarrett Santos (UNCG), 2003  
 101.0, Brian Akin (DAV), 2004  
 101.0, Brad Josey (WCU), 2004  
 100.2, Clint Fair (GSU), 1993  
 100.2, Matt Spade (MAR), 1994  
 100.2, Scooter Michael (UNCG), 2003  
 100.2, Ryan Edell (COFC), 2005  
 100.2, Steven Hensley (Elon), 2007  
 100.0, Scooter Michael (UNCG), 2003  
 100.1, Phillip Grundy (WCU), 1991  
 100.1, Ryan Johnson (COFC), 2002  
 100.1, Everett Hancock (UNCG), 2000  
 100.0, Ken Egleton (CIT), 2004

## Appearances

42, Todd Lee (GSU), 1997  
 41, Jarrett Santos (UNCG), 2003  
 40, Mike Manning (WCU), 1994  
 40, Ted Toler (UNCG), 2001  
 39, Randy Corn (CIT), 2002  
 38, Todd Lee (GSU), 1996  
 38, Tom Martin (CIT), 1998  
 38, Taft Cable (UNCG), 2000  
 38, Patrick Curran (UNCG), 2006  
 38, James White (UNCG), 2008

## Starts

22, Julio Ayala (GSU), 1996  
 20, William Rushing (GSU), 1995  
 19, Matt Baber (ETSU), 2000  
 19, Austin Redwine (WOF), 2007  
 18, Clint Sauls (GSU), 1998  
 18, Everett Hancock (UNCG), 2000  
 18, Corey Ethridge (FUR), 2000  
 18, Brett Lewis (GSU), 2000  
 18, Everett Hancock (UNCG), 2001  
 18, Tom Mastny (FUR), 2002  
 18, Ryan Basner (WCU), 2003  
 18, Jonathan Ellis (CIT), 2004  
 18, Jeremy Hall (ETSU), 2005  
 18, Austin Redwine (WOF), 2006  
 18, Ben Austin (WOF), 2007

## Losses

12, Ben Hager (ASU), 2000  
 11, Danny Clark (ETSU), 1990  
 11, Duke Acors (VMI), 2002  
 11, Nick Peterson (ASU), 2003

10, Richard Godsey (FUR), 1966  
 10, Chris Johnson (ETSU), 1985  
 10, Heath Doyle (ETSU), 1998  
 10, Kyle Hadden (WOF), 2000  
 10, George Lehr (WOF), 2000  
 10, Phil Hendrix (VMI), 2002  
 10, Kyle Shiplett (ASU), 2002  
 10, Jarrod Rampey (WOF), 2003  
 10, Jonathan Reeder (ASU), 2005  
 10, Rob Wilson (DAV), 2007

## Earned Run Average (min. 30 IP)

0.45, Denny Taylor (WVU), 1968  
 0.56, Ron Hastings (ECU), 1970  
 0.60, Mike Sullivan (MAR), 1980  
 0.65, Vaughn Kovach (WVU), 1966  
 0.67, Percy Sensabaugh (VMI), 1964  
 0.69, Roger Hatcher (UR), 1973  
 0.83, Terry Deavers (FUR), 1969  
 0.85, Marshall Dellinger (ECU), 1967  
 0.85, Dan Kyslinger (WCU), 1992  
 0.87, Richardson (W&M), 1971

## Complete Games

11, Howard Bryan (DAV), 1966  
 11, Rick Pipan (DAV), 1971  
 11, Will Ertel (FUR), 1991  
 11, Chris Pollard (DAV), 1995  
 11, Matt Baber (ETSU), 1999  
 10, Blair Thomas (VMI), 1951  
 10, John Katona (FUR), 1970  
 10, John Katona (FUR), 1971  
 10, Joel Tew (DAV), 1975  
 10, Tim Barr (DAV), 1977  
 10, Jonathan Coulombe (DAV), 1997

## Bases on Balls

81, Kyle Hadden (WOF), 2000  
 71, Brian Chapman (ASU), 2002  
 69, Ray Yeoman (CIT), 1972  
 69, Kirk Burnett (FUR), 1985  
 66, William Rushing (GSU), 1995  
 65, Scott Weaver (DAV), 1985  
 65, Jamie Furr (CIT), 1988  
 65, George Lehr (WOF), 2000  
 64, Tim Purcell (DAV), 1978  
 64, Travis Trammell (WOF), 2000

## Shutouts

9, Donald Marillo (CIT), 1992-95  
 5, Gettys Glaze (CIT), 1992  
 4, Frank Griffith (UR), 1962  
 4, Dick Balderson (UR), 1967  
 4, Jim Raynor (ECU), 1967  
 4, Ron Hastings (ECU), 1969  
 4, Mike Pendleton (CIT), 1978  
 4, Frank Galloway (CIT), 1979  
 4, Jeff Andrews (ETSU), 1980  
 4, Jeff Montgomery (MAR), 1981

## Saves


17, Paul Thornton (GSU), 1993  
 15, Brett Harker (COFC), 2005  
 15, Josh McLaughlin (COFC), 2006  
 15, Link Saunders (CIT), 2006  
 14, Mike Manning (WCU), 1994  
 13, Donald Morillo (CIT), 1995  
 13, Randy Corn (CIT), 2002  
 13, Brett Harker (COFC), 2004  
 12, Hank Kraft (CIT), 1992  
 12, Randy Corn (CIT), 2001  
 12, Andy Hutchings (COFC), 2001

## Strikeouts per 9 Innings

15.0, John Radosevich (WVU), 1963  
 14.9, Tod Lee (GSU), 1996  
 14.7, Paul Chuma (WVU), 1959  
 14.2, Percy Sensabaugh (VMI), 1964  
 14.1, Smitty Holland (CIT), 1966  
 14.1, Buster Holland (CIT), 1966  
 14.1, Brian Wiley (CIT), 1998  
 14.0, John Radosevich (WVU), 1965  
 13.8, Tod Lee (GSU), 1995  
 13.8, Tod Lee (GSU), 1997

## Hit Batters

27, Scott Musgrave (ASU), 1995  
 27, Travis Trammell (WOF), 2000  
 23, George Lehr (WOF), 2000  
 20, Jamie McDonald (DAV), 2000  
 19, Austin Redwine (WOF), 2007  
 17, Corey Ethridge (FUR), 2000  
 16, Tom Mastny (FUR), 2001  
 16, Toby David (FUR), 2001  
 16, Garrett Ozar (WCU), 2008  
 15, Chris Pollard (DAV), 1996  
 15, Reid Casey (ETSU), 1999  
 15, Chris Riley (VMI), 1999  
 15, Reid Casey (ETSU), 2001  
 15, Donnie Sharp (ETSU), 2001  
 15, Andy Carter (DAV), 2005  
 15, Brant West (DAV), 2006



William Rushing (Georgia Southern) struck out a conference-record 172 batters in 1995.

INTRODUCTION

SOUTHERN CONFERENCE

TEAM PROFILES

2008 IN REVIEW

HISTORY

AWARDS

RECORDS

# SoCon RECORD BOOK

INTRODUCTION

SOUTHERN CONFERENCE

TEAM PROFILES

2008 IN REVIEW

HISTORY

AWARDS

RECORDS

## 20-WIN CLUB

36, Brett Lewis (GSU), 1999-02  
34, Mark DiFelice (WCU), 1995-98  
33, Jack Kimel (WCU), 1989-92  
32, Scotter Michael (UNCG), 2001-04  
31, Nick Chiggies (COFC), 2004-07  
30, Mike Monte (CIT), 1984-87  
30, Clark Maxwell (WCU), 1994-97  
29, John Katona (FUR), 1969-72  
29, Mike Pendleton (CIT), 1978-81  
28, Tom Mastny (FUR), 2000-03  
27, Jason Beverlin (WCU), 1992-94  
27, Clint Sauls (GSU), 1995-98  
26, Jeff Andrews (ETSU), 1979-81  
26, Scott Gay (WCU), 1983-85  
26, Steve Condon (DAV), 1984-87  
26, Brian Wiley (CIT), 1996-99  
26, Everett Teaford (GSU), 2004-06  
25, John Radosevich (WVU), 1963-65  
25, Kevin Simmons (ASU), 1983-86  
25, Ken Britt (CIT), 1989-92  
25, Brian Callahan (CIT), 1993-96  
24, Jim Heise (WVU), 1953-56  
24, Jeff Barkley (CIT), 1979-82  
24, Steve Basch (CIT), 1990-93  
24, Phillip Grundy (WCU), 1991-93  
24, Steven Hensley (Elon), 2006-08  
23, Mike Cherry (CIT), 1981-83  
23, George Lehr (WOF), 1999-02  
23, Ryan Johnson (COFC), 2002, 04  
22, Moe Bauer (WF), 1947-50  
22, Doug Pounder (CIT), 1968-71  
22, Alan Hurt (CIT), 1980-83  
22, Lenny Stratton (ASU), 1985-87  
22, Brad Stowell (CIT), 1988-91  
22, Rodney Hancock (CIT), 1997-99  
22, Matt Baber (ETSU), 1999-00  
22, Dennis Dove (GSU), 2001-03  
22, Ryan Hodinka (FUR), 2003-06  
21, Jerry Meadows (WVU), 1965-67  
21, Pete Hardee (ASU), 1982-84  
21, Lance Cole (Elon), 2003-06  
21, Justin Smith (CIT), 2004-07  
20, Dennis Hill (GWU), 1958-61  
20, Ken Hare (WCU), 1980-84  
20, Russ Warfield (ASU), 1981-84  
20, Will Ertel (FUR), 1989-93  
20, Chris Pollard (DAV), 1993-96  
20, William Rushing (GSU), 1994-95  
20, Ryan Cummings (GSU), 1995-97  
20, Brian Bain (WCU), 1995-98  
20, Taft Cable (UNCG), 1999-01  
20, Reid Casey (ETSU), 1999-02  
20, Jarrett Santos (UNCG), 2003-04  
20, Dustin Evans (GSU), 2004-06  
20, Austin Redwine (WOF), 2004-07

## INDIVIDUAL CAREER PITCHING

### Appearances

130, Ted Toler (UNCG), 1998-01  
121, Ryan Foster (WCU), 2000-03  
118, Rob Purvis (FUR), 1999-02  
112, Tom Martin (CIT), 1995-98  
112, George Lehr (WOF), 1999-02  
109, Tod Lee (GSU), 1995-97  
109, Jason Cadenhead (GSU), 1999-03  
108, Matt Hamer (CIT), 2000-03  
106, Patrick Currin (UNCG), 2003-06  
104, Taft Cable (UNCG), 1998-01

### Starts

71, Brett Lewis (GSU), 1999-02  
60, Reid Casey (ETSU), 1999-02  
58, Corey Etheridge (FUR), 1999-02  
58, Tom Mastny (FUR), 2000-03  
57, Austin Redwine (WOF), 2004-07  
56, Scooter Michael (UNCG), 2001-04  
55, Clint Sauls (GSU), 1995-98  
55, Ryan Falcon (UNCG), 2003-07  
53, Brian Callahan (CIT), 1993-96  
53, Brian Wiley (CIT), 1996-99  
53, Scooter Michael (UNCG), 2001-04

### Innings Pitched

480.2, Brett Lewis (GSU), 1999-02  
410.2, Reid Casey (ETSU), 1999-02  
405.0, Tom Mastny (FUR), 2000-03  
391.1, Clint Sauls (GSU), 1995-98  
368.1, Scooter Michael (UNCG), 2001-04  
363.2, Clark Maxwell (WCU), 1994-97  
356.2, George Lehr (WOF), 1999-02  
354.2, Austin Redwine (WOF), 2004-07  
348.2, Jack Kimel (WCU), 1989-92  
348.1, Everett Teaford (GSU), 2004-06

### Losses

29, Reid Casey (ETSU), 1999-02  
27, Danny Clark (ETSU), 1989-92  
27, Wes Self (DAV), 1998-01  
26, Kirk Burnett (FUR), 1984-87  
26, George Lehr (WOF), 1999-02  
25, Jonathan Coulombe (DAV), 1994-97  
25, Jamie McDonald (DAV), 1997-00  
25, Corey Etheridge (FUR), 1999-02  
24, Charles Braswell, 1991-94  
24, Scott Clark (ASU), 2003-05  
24, Austin Redwine (WOF), 2004-07

### Earned Run Average (min. 100 IP)

1.33, Dennis Burke (ECU), 1966-68  
1.37, Ray Yeoman (CIT), 1971-72  
1.58, Dick Balderson (UR), 1966-68  
1.58, Josh McLaughlin (COFC), 2005-06  
1.65, John Katona (FUR), 1969-72  
1.69, Tom Shafer (WVU), 1960-62  
1.70, Ron Hastings (ECU), 1968-71  
1.72, Steve Arrington (CIT), 1970-73  
1.73, Jerry Meadows (WVU), 1965-67  
1.77, Randy Corn (CIT), 1999-02

### Complete Games

30, John Katona (FUR), 1969-72  
27, Dick Balderson (UR), 1966-68  
24, Mark Airaghi (VMI), 1980-83  
23, Jeff Barkley (CIT), 1979-82  
22, Mike Pendleton (CIT), 1978-81  
21, John Radosevich (WVU), 1963-65  
21, Kirk Burnett (FUR), 1984-87  
20, Doug Pounder (CIT), 1968-71  
20, Jeff Andrews (ETSU), 1979-81  
20, Steve Condon (DAV), 1984-87  
20, Matt Baber (ETSU), 1999-00

### Strikeouts

431, Brian Wiley (CIT), 1996-99  
429, Brett Lewis (GSU), 1999-02  
374, Clark Maxwell (WCU), 1994-97  
353, Everett Teaford (GSU), 2004-06  
339, John Radosevich (WVU), 1963-65  
332, Nick Chiggies (COFC), 2004-07  
323, Reid Casey (ETSU), 1999-02  
322, Brian Rogers (CIT), 1996-98  
306, Jason Beverlin (WCU), 1992-94  
302, John Katona (FUR), 1969-72  
302, Steven Hensley (Elon), 2006-08

### Bases on Balls

194, Brian Wiley (CIT), 1996-99  
194, Reid Casey (ETSU), 1999-02  
174, Brett Lewis (GSU), 1999-02  
172, George Lehr (WOF), 1999-02  
166, Kevin Simmons (ASU), 1983-86  
164, Kirk Burnett (FUR), 1984-87  
163, Scott Weaver (DAV), 1983-86  
163, Jamie Furr (CIT), 1986-89  
155, Corey Etheridge (FUR), 1999-02  
153, Chris Bengel (CIT), 1984-87

### Shutouts

9, Ron Hastings (ECU), 1968-71  
9, Donald Morillo (CIT), 1992-95  
7, Dick Balderson (UR), 1966-68  
7, John Katona (FUR), 1969-72  
7, Mike Pendleton (CIT), 1978-81  
7, Jeff Andrews (ETSU), 1979-81  
6, Dennis Burke (ECU), 1966-68  
6, Doug Pounder (CIT), 1968-71  
6, David Farmer (ASU), 1976-78  
6, Frank Galloway (CIT), 1976-79  
6, Steve Basch (CIT), 1990-93  
6, Scooter Michael (UNCG), 2001-04

### Saves

29, Hank Kraft (CIT), 1989-92  
29, Tod Lee (GSU), 1995-97  
29, Brett Harker (COFC), 2003-05  
26, Donald Morillo (CIT), 1992-95  
26, Link Saunders (CIT), 2003, 2005-07  
25, Randy Corn (CIT), 1999-02  
25, Jay Heafner (DAV), 2003-06  
22, Tom Martin (CIT), 1995-98  
22, Ryan Foster (WCU), 2000-03  
21, Jason Cadenhead (GSU), 1999-03  
21, Nick Hollstegge (FUR), 2004-07



# SoCon RECORD BOOK



## TEAM GAME BATTING

### Strikeouts per 9 IP

14.2, Tod Lee (GSU), 1995-97  
14.1, John Radosevich (WVU), 1963-65  
12.6, Randy Corn (CIT), 1999-02  
10.8, Tom Harrison (FUR), 1968-71  
10.2, Dennis Dove (GSU), 2001-03  
10.0, Matt McSwain (Elon), 2004-05  
9.5, William Rushing (GSU), 1994-95  
9.5, Chris Mason (UNCG), 2003-05  
9.3, Matt Hamer (CIT), 2000-03  
9.3, Steven Hensley (Elon), 2006-08

### Relief Appearances

129, Ted Toler (UNCG), 1998-01  
120, Ryan Foster (WCU), 2000-03  
118, Rob Purvis (FUR), 1999-02  
112, Tom Martin (CIT), 1995-98  
109, Tod Lee (GSU), 1995-97  
107, Jason Cadenhead (GSU), 1999-03  
103, Matt Hamer (CIT), 2000-03  
90, Randy Corn (CIT), 1999-02  
88, Matt Wood (ASU), 1999-02

### Hit Batters

56, George Lehr (WOF), 1999-02  
49, Reid Casey (ETSU), 1999-02  
49, Tom Mastny (FUR), 2000-03  
45, Andy Cater (DAV), 2002-05  
43, Austin Redwine (WOF), 2004-07  
42, Jamie McDonald (DAV), 1997-00  
40, Tate Osterman (WOF), 1999-02  
39, Corey Etheridge (FUR), 1999-02  
39, Chris Pollard (DAV), 1993-96  
**39, Tom Mastny (FUR), 1999-02**  
38, Brett Lewis (GSU), 1999-02

### At Bats

64, GSU vs. Clemson, 4-21-96 (18 inn.)  
60, CofC vs. Virginia, 2-26-06  
58, ASU vs. Elon, 5-1-08  
57, ASU vs. Charlotte, 3-26-81  
57, UNCG vs. Brown, 3-28-02  
56, DAV vs. ETSU, 5-12-05  
56, GSU vs. DAV, 3-11-00  
55, Elon vs. ASU, 5-20-05  
55, CIT vs. ETSU, 2-10-07  
55, ASU vs. DAV, 5-9-07

### Hits

32, CIT vs. DAV, 4-5-82  
30, MAR vs. Morehead State, 3-22-90  
30, WCU vs. FUR, 1993  
29, DAV vs. ETSU, 5-12-05  
29, ASU vs. Elon, 5-1-08  
28, CofC vs. George Mason, 2-25-07  
28, CofC vs. George Mason, 2-23-08  
27, GSU vs. New Jersey Tech, 2-16-07  
25, CIT vs. WOF, 4-2-05  
25, Elon vs. ASU, 5-20-05  
25, WOF vs. DAV, 3-12-06  
25, CIT vs. Campbell, 2-27-07  
25, CofC vs. Savannah State, 3-4-08  
25, CofC vs. Indiana State, 3-15-08  
25, CofC at DAV, 3-21-08  
25, GSU vs. North Florida, 4-22-08

### Hits, Inning

14, GSU vs. New Jersey Tech, 2-16-07  
12, WCU vs. FUR, 1991  
10, WOF vs. IPFW, 2-17-07  
10, WCU vs. Hartford, 3-16-08  
10, Elon vs. WOF, 5-21-08  
9, DAV vs. WCU, 3-28-86  
9, Elon vs. GSU, 5-22-08

### Runs

35, MAR vs. Morehead State, 3-22-90  
34, GSU vs. New Jersey Tech, 2-16-07  
32, WCU vs. Hartford, 3-16-08  
31, CofC at DAV, 3-21-08  
29, WCU vs. MAR, 1992  
29, GSU vs. Florida A&M, 3-22-00  
29, Elon vs. ASU, 5-20-05  
28, VMI vs. Coppin State, 4-2-02  
28, CofC vs. George Mason, 2-23-08  
27, CIT vs. DAV, 4-5-82

### Runs, Inning

16, GSU vs. New Jersey Tech, 2-16-07  
15, Elon vs. WOF, 5-21-08  
14, FUR vs. WCU, 3-25-00  
14, DAV vs. Mt. St. Mary's, 2-17-01  
13, WCU vs. VMI, 1988  
13, WCU vs. VMI, 1991  
13, CIT vs. WOF, 2-20-96  
13, Elon vs. ASU, 5-20-05  
13, WCU vs. Hartford, 3-16-08  
12, WOF vs. DAV, 3-12-06  
12, WOF vs. IPFW, 2-17-07

### Doubles

11, ASU vs. VMI, 4-14-85  
10, CofC vs. ETSU, 4-13-03  
10, GSU vs. New Jersey Tech, 2-16-07  
10, ASU vs. N.C. A&T, 2-28-07  
9, ETSU vs. ASU, 4-3-99  
9, VMI vs. ETSU, 5-5-01  
9, ETSU vs. Central Michigan, 2-28-04  
9, GSU vs. ASU, 5-7-05  
9, WCU vs. Wofford, 5-3-08  
8, DAV vs. Catawba, 2-28-86  
8, ASU vs. WOF, 4-14-06  
8, CofC vs. Lipscomb, 3-4-05  
8, CofC vs. DAV, 5-18-07  
8, CofC vs. Indiana State, 3-15-08  
8, CofC at DAV, 3-21-08  
8, GSU vs. Columbia, 3-17-08

### Triples

6, CIT vs. Hunter, 4-18-75

### Home Runs

14, GSU vs. Columbia, 3-15-08  
10, WCU vs. UNC Asheville, 1986  
9, MAR vs. Morehead State, 1990  
8, ASU vs. DAV, 4-20-97  
7, WCU vs. WOF, 5-11-07  
7, WCU vs. WOF, 5-12-07  
7, WCU vs. Hartford, 3-16-08  
6, ASU vs. Radford, 4-4-89  
6, DAV vs. UNC Asheville, 4-21-93  
6, DAV vs. MAR, 4-25-93  
6, CIT vs. East Carolina, 3-24-97  
6, CIT vs. MAR, 3-22-97  
6, ETSU vs. WCU, 4-11-99  
6, CofC vs. VMI, 5-12-02  
6, GSU vs. WCU, 4-7-06  
6, WOF vs. Monmouth, 3-18-07  
6, ASU vs. FUR, 5-23-08  
6, CofC vs. George Mason, 2-23-08

### RBI

34, MAR vs. Morehead State, 3-22-90  
31, GSU vs. New Jersey Tech, 2-16-07  
31, CofC at DAV, 3-21-08  
29, WCU vs. Hartford, 3-16-08  
27, GSU vs. ASU, 5-7-05  
27, CofC vs. George Mason, 2-23-08  
26, UNCG vs. N.C. A&T, 4-23-03  
26, Elon vs. ASU, 5-20-05  
25, ASU vs. VMI, 4-14-85  
25, CofC vs. Savannah State, 3-4-08

### Total Bases

64, GSU vs. Columbia, 3-15-08  
52, CofC vs. George Mason, 2-23-08  
52, WCU vs. Hartford, 3-16-08  
49, DAV vs. UNC Asheville, 4-21-93  
48, CofC at DAV, 3-21-08  
47, ETSU vs. ASU, 4-3-99  
47, CofC vs. Lipscomb, 3-4-05

## TEAM GAME FIELDING

### Putouts

54, GSU vs. Clemson, 4-21-96 (18 inn.)  
51, CofC vs. Virginia, 2-26-06  
45, DAV vs. Armstrong State, 3-1-82  
45, DAV vs. Morehead State, 3-21-94  
45, ASU vs. ETSU, 5-18-00  
45, ETSU vs. ASU, 5-18-00  
45, UNCG vs. Brown, 3-28-02  
45, CIT vs. Old Dominion, 2-22-04

### Assists

29, ETSU vs. ASU, 5-18-00  
28, CIT vs. Old Dominion, 2-22-04  
26, DAV vs. Morehead State, 3-21-94  
26, CofC vs. Notre Dame, 6-2-06  
24, WOF vs. GSU, 4-17-99  
23, DAV vs. Coker, 2-13-93  
22, GSU vs. Clemson, 4-21-96 (18 inn.)  
22, FUR vs. VMI, 3-24-01  
22, CofC vs. Virginia, 2-26-06 (17 inn.)  
22, WCU vs. WOF, 5-4-08

### Errors

11, CIT vs. East Carolina, 4-21-73  
9, VMI vs. ASU, 3-27-99  
9, WOF vs. GSU, 4-18-99  
9, VMI vs. ETSU, 5-5-01  
8, WOF vs. South Carolina, 3-22-00  
7, DAV vs. WOF, 3-10-06  
7, CofC vs. Towson, 2-18-07  
7, Elon vs. CofC, 5-6-07  
7, DAV vs. WOF, 3-28-08  
7, WCU vs. ETSU, 3-25-08

### Double Plays

5, ASU vs. WCU, 4-28-84  
5, ETSU vs. UNC Asheville, 4-13-99  
5, WCU vs. ASU, 4-1-01  
5, UNCG vs. WCU, 3-9-02  
5, WCU vs. FUR, 4-10-04  
5, Elon vs. Delaware State, 2-13-05



# SoCon RECORD BOOK

INTRODUCTION

47, CofC vs. Georgia Mason, 2-25-07  
46, ASU vs. Wake Forest, 3-18-08  
45, GSU vs. ETSU, 3-25-00  
45, CofC vs. Indiana State, 3-15-08

## Walks

19, DAV vs. Cascade Mills, 3-19-49  
19, CIT vs. Butler, 3-15-95  
19, CIT vs. ETSU, 3-18-95  
16, ASU vs. Morris Brown, 3-19-78  
16, DAV vs. Yale, 3-11-97  
16, GSU vs. Georgia State, 4-14-99  
15, UNCG vs. Albany, 3-9-00  
15, GSU vs. Florida A&M, 3-22-00  
15, CofC vs. Howard, 2-9-02  
15, WOF vs. Niagara, 3-3-07

## Walks, Inning

9, CIT vs. Salisbury State, 3-31-87

## Strikeouts

23, UTC vs. Vanderbilt, 4-21-70  
21, ASU vs. CIT, 4-12-97  
21, DAV vs. GSU, 3-2-03  
20, FUR vs. CIT, 5-19-99  
18, ASU at Clemson, 3-6-88  
18, WOF vs. South Carolina, 3-20-02  
18, CIT vs. South Carolina, 2-19-03  
18, DAV vs. Elon, 3-30-07  
17, WCU vs. FUR, 4-11-71  
17, CIT vs. WCU, 2-26-94  
17, WCU vs. GSU, 5-6-00  
17, ETSU vs. ASU, 5-18-00  
17, ASU vs. Niagara, 2-25-06  
17, GSU vs. South Alabama, 3-12-06

SOUTHERN CONFERENCE

TEAM PROFILES

2008 IN REVIEW

HISTORY

AWARDS

RECORDS

## Innings Pitched

18.0, GSU vs. Clemson, 4-21-96  
17.0, CofC vs. Virginia, 2-26-06  
15.0, CIT vs. Miami (Fla.), 4-26-79  
15.0, DAV vs. Armstrong State, 3-1-82  
15.0, DAV vs. Morehead State, 3-21-94  
15.0, ETSU vs. ASU, 5-18-00  
15.0, ASU vs. ETSU, 5-18-00  
15.0, UNCG vs. Brown, 3-28-02  
15.0, CIT vs. Old Dominion, 2-22-04  
14.0, WCU vs. N.C. State, 6-1-03

## Hits Allowed

33, CIT vs. South Carolina, 4-17-86  
29, Elon vs. ASU, 5-1-08  
29, DAV vs. Wake Forest, 2-24-00

## Strikeouts

22, WVU vs. Waynesburg, 4-16-64  
21, CIT vs. ASU, 4-12-97  
21, GSU vs. DAV, 3-2-03  
20, ECU vs. George Washington, 1970  
20, GSU vs. Georgia State, 4-30-96  
20, CIT vs. FUR, 5-19-99  
18, GSU vs. Canisius, 3-1-02  
18, Elon vs. DAV, 3-30-07  
18, UNCG vs. Albany, 3-25-08  
17, ASU at ETSU, 3-22-87  
17, ETSU vs. Charlotte, 5-8-88  
17, DAV vs. Charlotte, 5-8-88  
17, GSU vs. WCU, 5-6-00  
17, ASU vs. ETSU, 5-18-00

## Sacrifice Hits

6, CofC vs. GSU, 5-9-04  
5, CIT vs. VMI, 4-28-84  
5, ETSU vs. ASU, 4-22-00  
5, UNCG vs. DAV, 5-24-02  
5 CofC vs. ETSU, 4-13-03  
5 GSU vs. CIT, 5-5-03  
5, CofC vs. Virginia, 2-6-06

## Sacrifice Flies

8, CIT vs. Coppin State, 2-19-05  
5, ETSU vs. VMI, 5-5-01  
5, CIT vs. VMI, 4-28-94  
4, GSU vs. WOF, 5-19-06  
4, GSU vs. WOF, 5-20-06  
4, VMI vs. CIT, 4-28-94  
4, CIT vs. DAV, 4-21-07

## Stolen Bases

13, UNCG vs. N.C. A&T, 3-31-99  
11, CIT vs. Western Michigan, 2-26-00  
11, UNCG vs. N.C. A&T, 4-12-00  
10, CofC vs. UNC Asheville, 2-19-00  
10, CofC vs. Detroit, 3-6-01  
10, GSU vs. Buffalo, 3-6-05

## Hit by Pitch

9, WCU vs. Hartford, 3-16-08  
8, VMI vs. WOF, 4-4-99  
8, DAV vs. Albany, 3-8-00  
8, CofC vs. Howard, 2-9-02  
8, CofC vs. Hofstra, 2-16-04  
8, GSU vs. ASU, 5-7-05  
7, CIT vs. CofC, 3-29-03  
7, Elon vs. UNC Wilmington, 4-19-05

## TEAM GAME PITCHING

## Walks

24, ETSU vs. Tennessee, 2-24-88  
18, GSU vs. Clemson, 4-21-96 (18 inn.)  
15, ASU at FUR, 3-22-75  
15, ASU at Georgia Tech, 3-24-78  
15, ASU at Oklahoma State, 5-23-86  
15, ASU at Georgia Tech, 3-8-89  
14, CIT vs. DAV, 3-17-85

## Runs Allowed

32, CIT vs. South Carolina, 4-2-92  
31, DAV vs. CofC, 3-21-08  
30, FUR vs. Ohio, 3-17-79  
30, DAV vs. Wake Forest, 2-24-00

## Earned Runs Allowed

30, DAV vs. CofC, 3-21-08  
29, DAV vs. Wake Forest, 2-24-00  
26, WOF vs. WCU, 5-11-07  
25, CIT vs. South Carolina, 4-2-92

## Wild Pitches

9, ASU vs. Elon, 3-16-07  
8, VMI vs. GSU, 4-10-99  
7, WOF vs. UNCG, 4-11-99  
7, WOF vs. Winthrop, 2-16-00  
6, DAV vs. WCU, 3-22-98  
6, VMI vs. UNCG, 3-11-01  
6, CofC vs. Elon, 5-23-04  
6, GSU vs. Georgia State, 5-11-05  
5, CofC vs. St. John's, 3-12-05  
5, CIT vs. Charleston Southern, 4-24-05  
5, CofC vs. Clemson, 5-15-07  
5, CofC vs. Jacksonville State, 3-1-08

6, Elon vs. Columbia (3-5-05)  
6, WCU vs. Illinois, 2-20-06  
6, CIT vs. WOF, 4-30-06  
6, Elon vs. N.C. A&T, 3-9-07  
6, Elon vs. Wake Forest, 4-22-08

## Hit by Pitch, Inning

4, VMI vs. WOF, 4-4-99  
4, GSU vs. ASU, 5-7-05

## Hit by Pitch, both teams

9, VMI (8) vs. WOF (1), 4-4-99  
9, WCU vs. DAV, 4-30-00  
9, Elon (2) vs. UNC Wilmington (7), 4-19-05  
9, WCU (9) vs. Hartford (0), 3-16-08  
8, DAV (8) vs. Albany (0), 3-8-00  
8, GSU (8) vs. ASU (0), 5-7-05

## Left on Base

21, CIT vs. Butler, 3-11-06  
21, CIT vs. ETSU, 2-10-07  
21, CIT vs. Virginia Tech, 2-23-07  
20, CIT vs. UNCG, 5-4-01  
18, WCU vs. CIT, 4-5-02  
18, Elon vs. ASU, 2-28-04  
18, ASU vs. Elon, 5-1-08  
17, CIT vs. N.C. State, 3-2-86  
17, CIT vs. Notre Dame, 5-28-94  
17, WOF vs. ASU, 5-18-02  
17, CIT vs. WOF, 4-7-07  
17, UNCG vs. Kent State, 2-23-08  
17, WCU vs. Hartford, 3-17-08

## Plate Appearances

78, GSU vs. Clemson, 4-21-96 (18 inn.)  
70, GSU vs. New Jersey Tech, 2-16-07  
67, CofC vs. Virginia, 2-26-06 (17 inn.)

## Hit Batters

8, WOF vs. VMI, 4-4-99  
8, CofC vs. Howard, 2-10-02  
8, ASU vs. GSU, 5-7-05  
7, DAV vs. GSU, 3-1-03  
7, CofC vs. CIT, 3-29-03  
7, DAV vs. WCU, 3-27-04  
7, CofC vs. Indiana State, 3-15-08  
6, WOF vs. GSU, 4-8-00  
6, Elon vs. FUR, 4-9-05  
6, WOF vs. CofC, 4-30-06

## Hit Batters, Inning

4, DAV vs. CofC, 4-18-04  
4, ASU vs. GSU, 5-7-05



Davidson's Alex Entekin had 218 career hits.



# SoCon RECORD BOOK

## TEAM SEASON BATTING

### Batting Average

.355, College of Charleston, 2005  
.353, Appalachian State, 1978  
.351, Western Carolina, 1997  
.350, College of Charleston, 2007  
.346, Appalachian State, 1981  
.346, The Citadel, 1982  
.346, Georgia Southern, 2008  
.342, East Tennessee State, 1997  
.341, Western Carolina, 1986  
.341, College of Charleston, 2004

### At Bats

2,360, Western Carolina, 1985  
2,343, The Citadel, 2004  
2,292, College of Charleston, 2005  
2,285, Georgia Southern, 2002  
2,265, Western Carolina, 2003  
2,256, Western Carolina, 1997  
2,246, Western Carolina, 1992  
2,242, Western Carolina, 2007  
2,233, Georgia Southern, 2001  
2,233, College of Charleston, 2006

### Runs

627, College of Charleston, 2008  
595, Georgia Southern, 2008  
560, Western Carolina, 1997  
553, College of Charleston, 2005  
552, College of Charleston, 2007  
545, Elon, 2008  
535, College of Charleston, 2004  
520, Western Carolina, 2007  
519, Western Carolina, 1991  
507, Western Carolina, 1992

### Hits

814, College of Charleston, 2005  
792, Western Carolina, 1997  
760, College of Charleston, 2004  
760, College of Charleston, 2007  
751, Georgia Southern, 2008  
733, Georgia Southern, 2002  
728, Western Carolina, 1985  
725, College of Charleston, 2006  
725, Western Carolina, 2007  
719, Western Carolina, 1992

### Doubles

174, College of Charleston, 2005  
168, Appalachian State, 2007  
161, College of Charleston, 2008  
155, Georgia Southern, 2000  
154, Georgia Southern, 2008  
151, College of Charleston, 2002  
149, College of Charleston, 2007  
148, Western Carolina, 2003  
148, Western Carolina, 2007  
143, Western Carolina, 2001  
143, Georgia Southern, 2007

### Triples

42, College of Charleston, 2002  
36, East Tennessee State, 1981  
35, East Tennessee State, 1979  
33, East Tennessee State, 1982  
31, The Citadel, 1996

29, The Citadel, 1981  
29, Appalachian State, 1981  
27, The Citadel, 1982  
27, UNC Greensboro, 1999  
27, College of Charleston, 2003

### Home Runs

130, College of Charleston, 2008  
116, Western Carolina, 1988  
114, Georgia Southern, 2008  
108, Wofford, 2007  
100, Western Carolina, 1997  
92, College of Charleston, 2007  
90, Appalachian State, 1986  
87, Western Carolina, 1992  
87, Western Carolina, 2007  
84, Davidson 1987

### Grand Slams

6, Georgia Southern, 2008  
4, Davidson 1997  
4, Davidson 1988  
4, Elon, 2006

### Runs Batted In

589, College of Charleston, 2008  
543, Georgia Southern 2008  
513, College of Charleston, 2007  
495, College of Charleston, 2005  
495, Elon, 2008  
491, Western Carolina, 1997  
475, College of Charleston, 2004  
471, Western Carolina, 2007  
461, Western Carolina, 1991  
450, College of Charleston, 2002

### Total Bases

1,304, College of Charleston, 2008  
1,269, Georgia Southern, 2008  
1,237, College of Charleston, 2007  
1,196, College of Charleston, 2005  
1,171, Western Carolina, 1988  
1,158, Western Carolina, 2007  
1,131, Wofford, 2007  
1,127, Western Carolina, 1992  
1,105, Elon, 2008

### Slugging Percentage

.607, College of Charleston, 2008  
.584, Georgia Southern, 2008  
.570, College of Charleston, 2007  
.559, Davidson, 1987  
.523, Western Carolina, 1999  
.523, East Tennessee State, 2005  
.522, College of Charleston, 2005  
.519, East Tennessee State, 1999  
.519, Wofford, 2007  
.517, Elon, 2008

### Walks

330, Elon, 2008  
328, College of Charleston, 2008  
326, Georgia Southern, 1997  
325, Western Carolina, 1985  
314, Col of Charleston, 2000  
308, Georgia Southern, 1995  
308, Elon, 2006

302, Georgia Southern, 2008  
300, The Citadel, 1996  
299, Davidson, 1985

### Strikeouts

466, The Citadel, 2004  
447, Wofford, 2006  
443, Elon, 2008  
437, Georgia Southern, 1995  
437, Western Carolina, 1992  
434, College of Charleston, 2008  
433, Western Carolina, 1998  
431, Georgia Southern, 2001  
431, The Citadel, 2003  
429, Wofford, 2008

### Stolen Bases

198, The Citadel, 2000  
155, Elon, 2008  
153, Western Carolina, 1998  
152, UNC Greensboro, 1999  
151, Georgia Southern, 2002  
148, The Citadel, 1999  
146, The Citadel, 1982  
146, UNC Greensboro, 1998  
144, Col of Charleston, 2000  
143, The Citadel, 1996

### Hit by Pitch

122, College of Charleston, 2004  
108, Elon, 2005  
105, Elon, 2008  
99, College of Charleston, 2005  
98, College of Charleston, 2000  
96, College of Charleston, 2007  
94, Georgia Southern, 2003  
89, Georgia Southern, 2001  
89, Western Carolina, 2007  
88, Georgia Southern, 2005  
86, Georgia Southern, 2002

### Sacrifice Hits

95, College of Charleston, 2006  
94, College of Charleston, 2004  
89, College of Charleston, 2005  
77, The Citadel, 2004  
72, College of Charleston, 2007  
70, The Citadel, 2006  
67, Furman, 2002  
59, UNC Greensboro, 2002  
58, UNC Greensboro, 2003  
57, College of Charleston, 2001

### Sacrifice Flies

40, Elon, 2006  
38, UNC Greensboro, 2008  
37, Georgia Southern, 2002  
**37, Georgia Southern, 2008**  
36, Elon, 2005  
36, College of Charleston, 2007  
35, Georgia Southern, 2005  
35, Elon, 2008  
34, UNC Greensboro, 2003  
34, College of Charleston, 2006  
34, Elon, 2007

INTRODUCTION

SOUTHERN CONFERENCE

TEAM PROFILES

2008 IN REVIEW

HISTORY

AWARDS

RECORDS

# SoCon RECORD BOOK

## TEAM SEASON PITCHING

### Earned Run Average

1.46, West Virginia, 1964  
1.46, VMI, 1970  
1.57, East Carolina, 1970  
1.66, The Citadel, 1970  
1.74, The Citadel, 1972  
1.84, West Virginia, 1966  
1.86, East Carolina, 1974  
1.91, The Citadel, 1969  
1.93, East Carolina, 1967  
1.94, William & Mary, 1970

### Opponents Batting Average

.238, College of Charleston, 2006  
.247, VMI, 1995  
.252, The Citadel, 1998  
.256, UNC Greensboro, 2003  
.257, The Citadel, 2002  
.258, Georgia Southern, 2003  
.259, Furman, 2003  
.261, Western Carolina, 1998  
.262, The Citadel, 2001  
.264, Georgia Southern, 1994

### Wins

48, College of Charleston, 2005  
47, College of Charleston, 2004  
46, The Citadel, 1990  
46, Georgia Southern, 1996  
46, College of Charleston, 2006  
45, Western Carolina, 1994  
45, Western Carolina, 1998  
45, Elon, 2006  
44, East Tennessee State, 1981  
44, Western Carolina, 1992  
44, Elon, 2008

### Losses

43, Appalachian State, 2004  
42, Appalachian State, 2005  
39, Marshall, 1997  
38, Davidson 1998  
38, Appalachian State, 1999  
38, Wofford, 2000  
38, Western Carolina, 2000  
38, Appalachian State, 2000  
38, Davidson, 2008  
37, Davidson, 1999  
37, Wofford, 2005  
37, Wofford, 2006

### Complete Games

29, East Tennessee State, 1980  
28, Davidson, 1975  
28, Appalachian State, 1982  
27, East Tennessee State, 1979  
27, Marshall, 1981  
27, Furman, 1992  
26, Western Carolina, 1984  
25, Chattanooga, 1981  
25, Furman, 1991  
23, William & Mary, 1976  
23, The Citadel, 1983

### Shutouts

11, The Citadel, 1978  
9, Richmond, 1972

9, East Tennessee State, 1980  
9, Appalachian State, 1983  
9, The Citadel, 1992  
9, Georgia Southern, 1994  
8, The Citadel, 1979  
8, The Citadel, 1982  
7, The Citadel, 1971  
7, East Carolina, 1977  
7, Marshall, 1981  
7, Appalachian State, 1983  
7, The Citadel, 1991

### Innings Pitched

600.2, The Citadel, 2004  
575.1, College of Charleston, 2006  
568.0, College of Charleston, 2005  
566.2, College of Charleston, 2004  
566.1, Western Carolina, 2003  
565.0, Western Carolina, 1985  
563.1, The Citadel, 1994  
563.1, Georgia Southern, 2002  
557.1, Elon, 2006  
551.2, Western Carolina, 1992

### Walks

365, Western Carolina, 1985  
313, Wofford, 2000  
305, Appalachian State, 2004  
296, Wofford, 2007  
295, The Citadel, 1996  
293, Georgia Southern, 2001  
290, Elon, 2008  
287, Appalachian State, 2003  
286, Wofford, 2008  
285, UNC Greensboro, 2008

### Strikeouts

598, The Citadel, 1998  
591, Georgia Southern, 2003  
552, Georgia Southern, 2002  
543, Georgia Southern, 2001  
534, The Citadel, 1999  
522, College of Charleston, 2006  
509, College of Charleston, 2005  
506, Georgia Southern, 1995  
499, Western Carolina, 1998  
494, The Citadel, 2004

### Saves

20, College of Charleston, 2007  
19, Appalachian State, 1981  
19, Georgia Southern, 1993  
19, College of Charleston, 2004  
19, College of Charleston, 2005  
19, The Citadel, 2006  
18, College of Charleston, 2008  
17, The Citadel, 1994  
17, Western Carolina, 2005  
16, The Citadel, 2001

### Runs Allowed

527, Appalachian State, 2005  
524, Appalachian State, 1999  
522, VMI, 1981  
521, Wofford, 2007  
511, VMI, 1997  
509, Davidson, 2007  
506, Marshall, 1997  
486, Davidson 1997  
484, Davidson, 2008  
482, Wofford, 2003  
479, Davidson, 1998

### Highest Earned Run Average

12.02, VMI, 1981  
10.97, Marshall, 1997  
9.58, Marshall, 1996  
9.54, East Tennessee State, 1988  
9.36, Appalachian State, 1999  
9.11, VMI, 1997  
8.90, VMI, 1980  
8.85, Wofford, 2003  
8.79, Appalachian State, 1998

### Hit Batters

85, Davidson, 2007  
82, Davidson, 2008  
82, Western Carolina, 2008  
80, Wofford, 2007  
80, Georgia Southern, 2008  
73, Elon, 2007  
71, Furman, 2001  
71, College of Charleston, 2003  
70, Wofford, 2006  
68, College of Charleston, 2008

## TEAM SEASON FIELDING

### Double Plays

68, Georgia Southern, 1992  
68, Furman, 2005  
64, Wofford, 2000  
64, Wofford, 2007  
63, Georgia Southern, 1996  
61, College of Charleston, 1999  
60, The Citadel, 1987  
60, The Citadel, 2004  
59, The Citadel, 1996  
59, Georgia Southern, 1999  
59, Furman, 2001  
59, College of Charleston, 2005  
59, The Citadel, 2005  
59, UNC Greensboro, 2008

### Errors

138, Appalachian State, 2005  
135, Chattanooga, 1981  
130, Western Carolina, 1992  
127, The Citadel, 1994  
127, Georgia Southern, 1997  
125, VMI, 1981  
123, Georgia Southern, 1998  
122, VMI, 2000  
121, Davidson, 1982  
121, Western Carolina, 1995

INTRODUCTION

SOUTHERN CONFERENCE

TEAM PROFILES

2008 IN REVIEW

HISTORY

AWARDS

RECORDS



# INDIVIDUAL TOURNAMENT RECORDS

INTRODUCTION

SOUTHERN CONFERENCE

TEAM PROFILES

2008 IN REVIEW

HISTORY

AWARDS

RECORDS

## INDIVIDUAL GAME BATTING

**Most At-Bats:** 7, by many. Most recently by: Matt Webb (DAV) vs. Western Carolina, 2008; Nick Liles (WCU) vs. Davidson, 2008; Philip Porter (GSU) vs. UNC Greensboro, 2008

**Most Hits:** 5, Rob Holmes (VMI) vs. The Citadel, 1984; Clint Fairey (WCU) vs. Appalachian State, 1986; Jim Davis (ETSU) vs. VMI, 1992; Louie Napoleon (VMI) vs. Davidson, 1993; John Connolly (WCU) vs. Davidson, 1994; Philip Hartig (CIT) vs. East Tennessee State, 1999; Lee Curtis (COFC) vs. Furman, 2002; Brandon Waring (WOF) vs. College of Charleston, 2007; Jeremiah Parker (GSU) vs. UNC Greensboro, 2008; Cory Harrilchak (Elon) vs. College of Charleston, 2008

**Most Runs:** 5, Nathan Dunn (ETSU) vs. VMI, 1992; David Groseclose (VMI) vs. Davidson, 1993; Ronny Marmol (COFC) vs. VMI, 1999; Brandon Waring (WOF) vs. College of Charleston, 2007; Jeremiah Parker (GSU) vs. UNC Greensboro, 2008

**Most Doubles:** 3, Dave Piela (WCU) vs. The Citadel, 1988; Scott McDaniel (ASU) vs. Western Carolina, 1995; Phillip Coker (COFC) vs. UNC Greensboro, 2004; Brent Stephens (GSU) vs. East Tennessee State, 2005; Chase Austin (Elon) vs. Georgia Southern, 2007

**Most Triples:** 2, Matt Raleigh (WCU) vs. VMI, 1991; Jim Morrill (FUR) vs. The Citadel, 1996

**Most Home Runs:** 2, on 27 occasions: most recently, Jeremie Tice (CofC) vs. Western Carolina, 2008; Jeremiah Parker (GSU) vs. UNC Greensboro, 2008; Michael Gilmartin (WOF) vs. UNC Greensboro, 2008; Chris Shehan (GSU) vs. Elon, 2008; Isaac Harrow (ASU) vs. Furman, 2008; Andrew Franco (ASU) vs. Furman, 2008; Stuart Haywood (CofC) vs. Furman, 2008

**Most Total Bases:** 11, Jim Eldridge (WCU) vs. Appalachian State, 1986; Brandon Hollier (FUR) vs. Appalachian State, 1997; Brandon Waring (WOF) vs. College of Charleston, 2007; Jeremiah Parker (GSU) vs. UNC Greensboro, 2008

**Most Runs Batted In:** 6, John Parrott (VMI) vs. Davidson, 1987; Skip Nelloms (WCU) vs. Appalachian State, 1988; Johnny McCraw (ASU) vs. Marshall, 1989; Brandon Waring (WOF) vs. College of Charleston, 2007; Greg Feltes (UNCG) vs. Georgia Southern, 2008

**Most Stolen Bases:** 4, Josh Edgeworth (COFC) vs. Appalachian State, 2000

**Highest Batting Average:** 1.000 (5-for-5), John Connolly (WCU) vs. Davidson, 1994; Cory Harrilchak (Elon) vs. College of Charleston, 2008

**Most Walks:** 4, Anthony Jenkins (CIT) vs. Marshall, 1990; Rodney Hancock (CIT) vs. Georgia Southern, 1997; Alex Tolbert (WCU) vs. Furman, 1997; Griffin Benedict (GSU) vs. UNC Greensboro, 2007; Clay McCord (CofC) vs. Elon, 2008

## INDIVIDUAL GAME PITCHING

**Most Innings Pitched:** 11.0, Rodney Lemonds (ASU) vs. Georgia Southern, 2000

**Fewest Hits (min. 9 inn.):** 2, Billy Baker (CIT) vs. Marshall, 1990; Derek Cockrell (WCU) vs. VMI, 1993

**Most Strikeouts:** 20, Rodney Hancock (CIT) vs. Furman, 1999

**Fewest Walks (min. 9 inn.):** 0, Ken Britt (CIT) vs. Appalachian State, 1991; Phillip Grundy (WCU) vs. The Citadel, 1992; Julio Ayala (GSU) vs. Davidson, 1996; Mark DiFelice (WCU) vs. Furman, 1997; Brett Lewis (GSU) vs. College of Charleston, 2001; Matt Nunley (ETSU) vs. Furman, 2001; Ken Egleton (CIT) vs. Davidson, 2004

**Most Consecutive Scoreless Innings:** 9, on eight occasions, most recently, Jay Reames (CIT) vs. East Tennessee State, 1996

## INDIVIDUAL TOURNAMENT BATTING

**Most At-Bats:** 29, Chris Petersen (GSU), 1992

**Most Hits:** 14, Brandon Waring (WOF), 2007

**Most Runs:** 13, David Beckley (CIT), 1996; Cory Harrilchak (Elon), 2008

**Most Doubles:** 5, Joey Cox (WCU), 1991; Phillip Coker (COFC), 2004

**Most Triples:** 2, Matt Raleigh (WCU), 1991; Matt Wilson (GSU), 1993; Mike Tidick (WCU), 1994; Mark Hamlin (GSU), 1995; Franco Martin (VMI), 1995; Jim Reynolds (MAR), 1995; Mark Hamlin (GSU), 1996; Brian Joyce (DAV), 1997; Josh Edgeworth (COFC), 2000; Chris Behne (ASU), 2000; Chad Hall (GSU), 2002; Drew Davis (Elon), 2004; Michael Kohn (UNCG), 2007

**Most Home Runs:** 5, Brandon Waring (WOF), 2007

**Most Total Bases:** 31, Brandon Waring (WOF), 2007

**Most Runs Batted In:** 16, Brandon Waring (WOF), 2007

**Highest Batting Average (Min. 10 AB):** .714 (10-for-14), A.J. Zickgraf (GSU), 2003; .688 (11-for-16), Craig Caudill (FUR), 2002

**Most Stolen Bases:** 6, Josh Edgeworth (COFC), 2000; Chris Morris (CIT), 2000

**Most Walks:** 8, Dan McDonnell (CIT), 1990; Antoine Moran (GSU), 1997

## INDIVIDUAL TOURNAMENT PITCHING

**Most Appearances:** 5, Doug Udzilla (WCU), 1990; David Noyce (FUR), 1997; Ted Toler (UNCG), 1998; Taft Cable (UNCG), 2001; Justin Smith (CIT), 2007; Raymond Copenhaver (CIT), 2007

**Most Wins:** 3, Jason Beverlin (WCU), 1993

**Most Innings Pitched:** 18.2, Jim Carragher (GSU), 1992

**Lowest Earned Run Average (min. 9 inn.):** 0.00, Brian Rogers (CIT), 1998 (13.0 IP); Rodney Lemonds (ASU), 2000 (11.0 IP); Ryan Basner (WCU), 2003 (10 IP); Andy Rickman (WCU), 1985 (9.1 IP); Jay Reames (CIT), 1996 (9.0 IP); Scooter Michael (UNCG), 2002 (9.0 IP); Ryan Johnson (COFC), 2002 (9.0 IP); Jeff Stovall (FUR), 2002 (9.0 IP); Tom Mastny (FUR), 2003 (9.0 IP); Chris Mason (UNCG), 2003 (9.0 IP);

**Fewest Hits (min. 9 inn.):** 3, Dallas Rhinehart (ETSU), 1992 (9.0 IP); Brian Rogers (CIT), 1998 (13.0 IP); Robbie Huffstetler (ASU), 2001 (9.0 IP)

**Most Strikeouts:** 20, Rodney Hancock (CIT), 1999

**Fewest Walks (min. 9 inn.):** 0, Brad Josey (WCU), 2004 (10.2 IP); Ken Egleton (CIT), 2004 (9.0 IP); Jeff Stovall (FUR), 2002 (9.0 IP); Ben Hagar (ASU), 2001 (9.0 IP); Mark DiFelice (WCU), 1997 (9.0 IP); Julio Ayala (GSU), 1996; Phillip Grundy (WCU), 1992; Ken Britt (CIT), 1991

**Most Consecutive Scoreless Innings:** 13.0, Brian Rogers (CIT), 1998; Wes Wrenn (CIT), 2007

**Most Saves:** 4, Nick Hollstegge (FUR), 2005

# TEAM TOURNAMENT RECORDS

## TEAM GAME BATTING

**Most At-Bats:** 55, Appalachian State vs. East Tennessee State, 2000 (15 inn.)

**Most Hits:** 24, Western Carolina vs. The Citadel, 1988

**Most Hits by a Losing Team:** 18, VMI vs. The Citadel, 1989

**Most Runs:** 22, Western Carolina vs. The Citadel, 1988

**Most Runs by a Losing Team:** 17, Appalachian State vs. Western Carolina, 1986

**Most Doubles:** 8, Georgia Southern vs. Western Carolina, 2003; 7, Western Carolina vs. The Citadel, 1988; Appalachian State vs. Western Carolina, 1995

**Most Triples:** 3, Western Carolina vs. VMI, 1991; Georgia Southern vs. Davidson, 1993; Davidson vs. The Citadel, 1997

**Most Home Runs:** 7, Western Carolina vs. The Citadel, 1988

**Most Total Bases:** 54, Western Carolina vs. The Citadel, 1988

**Most RBIs:** 21, Western Carolina vs. The Citadel, 1988; Georgia Southern vs. UNC Greensboro, 2008; Elon vs. Wofford, 2008

**Highest Batting Average:** .500 (21-42), Georgia Southern vs. UNC Greensboro, 2008

**Most Stolen Bases:** 7, UNC Greensboro vs. Furman, 2002; 6, The Citadel vs. Davidson, 1997; 6, College of Charleston vs. Western Carolina, 2001

**Most Walks:** 13, East Tennessee State vs. Appalachian State, 1986

**Most Left on Base:** 16, Furman vs. VMI, 1990; Davidson vs. The Citadel, 2007

## TEAM GAME PITCHING

**Most Innings Pitched:** 15, Appalachian State, 2000; East Tennessee State, 2000

**Most Strikeouts:** 20, The Citadel vs. Furman, 1999

**Most Consecutive Scoreless Innings:** 9, on six occasions. Most recently by The Citadel vs. East Tennessee State, 1996

**Fewest Hits:** 1, The Citadel vs. VMI, 1994; Georgia Southern vs. Furman, 2000

## TEAM TOURNAMENT BATTING

**Most At-Bats:** 228, Georgia Southern, 1992

**Most Hits:** 72, The Citadel, 2004; Furman, 1997

**Most Runs:** 66, Elon, 2008

**Most Doubles:** 17, Western Carolina, 1991

**Most Triples:** 5, Georgia Southern, 1993; Georgia Southern, 1995

**Most Home Runs:** 14, Western Carolina, 1988

**Most Total Bases:** 114, Georgia Southern, 1992; Elon, 2008

**Most RBIs:** 64, Elon, 2008

**Highest Batting Average:** .423 (71-168) Elon, 2008

**Most Stolen Bases:** 18, The Citadel, 1996

**Most Walks:** 29, UNC Greensboro, 2002; 27, Western Carolina, 1985

## TEAM TOURNAMENT PITCHING

**Best Earned Run Average:** 0.75, The Citadel, 1998 (3 ER/36.0 inn)

**Fewest Runs Allowed:** 3, The Citadel, 1998

**Most Complete Games:** 5, The Citadel, 2004

**Most Strikeouts:** 58, The Citadel, 1999

**Most Consecutive Scoreless Innings:** 29.2, Western Carolina, 2003; 29.1, The Citadel, 1998

**Most Saves:** 4, Furman, 2005

**Most Shutouts Pitched:** 3, Western Carolina, 2003; 2, The Citadel, 1998

## TOURNAMENT GAME - TWO TEAMS

**Most Runs:** 35, Western Carolina vs. Appalachian State, 1986

**Most Hits:** 38, The Citadel vs. VMI, 1988

**Fewest Runs:** 1, Western Carolina vs. Georgia Southern, 2003; East Tennessee State vs. Appalachian State, 1992

**Fewest Hits:** 7, Georgia Southern vs. Western Carolina, 2003

**Most Doubles:** 10, Davidson vs. VMI, 1987; Western Carolina vs. The Citadel, 1988; Appalachian State vs. Western Carolina, 1995; Georgia Southern vs. Western Carolina, 2003

**Most Triples:** 3, Western Carolina vs. VMI, 1991; Georgia Southern vs. Davidson, 1993; The Citadel vs. Furman, 1996; Davidson vs. The Citadel, 1997; College of Charleston vs. UNCG, 2000

**Most Home Runs:** 9, Appalachian State vs. Davidson, 1987

## MISCELLANEOUS GAME

**Longest Game:** 15 innings, Appalachian State vs. East Tennessee State, 2000

**Most Runs Scored-One Inning:** 15, Elon vs. Wofford, 2008

**Largest Margin of Victory:** 17, East Tennessee St. (20) vs. VMI (3), 1992

**Largest Deficit Overcome for Victory:** 9 runs, Western Carolina vs. Appalachian State, 1993

**Largest Deficit Overcome for Victory in 9th Inning:** 3 runs, Furman vs. Western Carolina, 1991; Furman vs. Georgia Southern, 5-2-98

**Most Double Plays:** 5, Appalachian State vs. Western Carolina, 1984; VMI vs. Georgia Southern, 1993

**Most Triple Plays:** 1, Marshall vs. Furman, 1990; UNC Greensboro vs. Appalachian State, 2007

## MISCELLANEOUS TOURNAMENT

**Most Double Plays:** 10, Appalachian St., 1984; Georgia Southern, 1992

**Most Triple Plays:** 1, Marshall, 1990; UNC Greensboro, 2007

INTRODUCTION

SOUTHERN CONFERENCE

TEAM PROFILES

2008 IN REVIEW

HISTORY

AWARDS

RECORDS